

SUMMARY OF APPROPRIATIONS, ALLOTMENTS, OBLIGATIONS, DISBURSEMENTS AND BALANCES BY OBJECT OF EXPENDITURES
As at the Quarter Ending March 31, 2024

Department : Department of Labor and Employment (DOLE)
 Agency/Entity : National Labor Relations Commission
 Operating Unit : Central Office
 Organization Code (UACS) : 16 004 0100000
 Fund Cluster : 01 - Regular Agency Fund

X	Current Year Appropriations
	Supplemental Appropriations
	Continuing Appropriations

(e.g. UACS Fund Cluster: 01-Regular Agency Fund, 02-Foreign Assisted Projects Fund, 03-Special Account-Locally Funded/Domestic Grants Fund, and 04-Special Account-Foreign Assisted/Foreign Grants Fund)

Particulars	UACS CODE	Appropriations					Allotments				Obligations		Disbursements		Balances			
		Authorized Appropriations	Adjustments (Transfer To/From, Modifications/ Augmentations)	Adjusted Appropriations	Allotments Received	Adjustments (Reductions, Modifications/ Augmentations)	Transfer To	Transfer From	Adjusted Allotments	1st Quarter Ending March 31	Total	1st Quarter Ending March 31	Total	Unreleased Appropriations	Unobligated Allotments	Unpaid Obligations (15-20)=(23+24)		
1	2	3	4	5=(3+4)	6	7	8	9	10=[(6+7)+8+9]	11	15=(11+12+13+14)	16	20=(16+17+18+19)	21=(5-10)	22=(10-15)	23	24	
SUMMARY		1,551,193,000.00	105,221,065.00	1,656,414,065.00	1,651,193,000.00	105,221,065.00	0.00	0.00	1,656,414,065.00	466,693,694.36	466,709,241.81	466,709,241.81	0.00	1,167,730,376.64	31,864,482.55	0.00	0.00	
A. AGENCY SPECIFIC BUDGET		1,476,356,000.00	0.00	1,476,356,000.00	1,476,356,000.00	0.00	0.00	1,476,356,000.00	370,518,631.74	370,518,631.74	338,541,206.21	338,541,206.21	0.00	1,105,837,368.26	31,977,426.53	0.00	0.00	
Personnel Services		1,164,380,000.00	0.00	1,164,380,000.00	1,164,380,000.00	0.00	0.00	1,164,380,000.00	280,674,617.23	280,674,617.23	255,671,640.82	255,671,640.82	0.00	883,705,382.77	25,103,076.41	0.00	0.00	
Salaries and Wages		864,633,000.00	(235,000.00)	864,398,000.00	864,633,000.00	(235,000.00)	0.00	864,398,000.00	238,214,914.42	238,214,914.42	213,160,860.05	213,160,860.05	0.00	625,176,456.58	25,054,054.37	0.00	0.00	
Salaries and Wages - Regular	5010101000	863,502,000.00	(235,000.00)	863,267,000.00	863,502,000.00	(235,000.00)	0.00	863,267,000.00	238,090,543.42	238,090,543.42	213,036,489.05	213,036,489.05	0.00	625,176,456.58	25,054,054.37	0.00	0.00	
Basic Salary - Civilian	5010101001	863,502,000.00	(235,000.00)	863,267,000.00	863,502,000.00	(235,000.00)	0.00	863,267,000.00	238,090,543.42	238,090,543.42	213,036,489.05	213,036,489.05	0.00	625,176,456.58	25,054,054.37	0.00	0.00	
Salaries and Wages - Casual/Contractual	5010102000	1,131,000.00	0.00	1,131,000.00	1,131,000.00	0.00	0.00	1,131,000.00	124,371.00	124,371.00	124,371.00	124,371.00	0.00	1,006,629.00	0.00	0.00	0.00	
Other Compensation		265,036,000.00	0.00	265,036,000.00	265,036,000.00	0.00	0.00	265,036,000.00	35,827,710.42	35,827,710.42	35,788,983.15	35,788,983.15	0.00	229,208,289.58	38,727.27	0.00	0.00	
Personal Economic Relief Allowance (PERA)	5010201000	27,480,000.00	0.00	27,480,000.00	27,480,000.00	0.00	0.00	27,480,000.00	6,587,892.42	6,587,892.42	6,579,165.15	6,579,165.15	0.00	20,892,107.58	8,727.27	0.00	0.00	
PERA - Civilian	5010201001	27,480,000.00	0.00	27,480,000.00	27,480,000.00	0.00	0.00	27,480,000.00	6,587,892.42	6,587,892.42	6,579,165.15	6,579,165.15	0.00	20,892,107.58	8,727.27	0.00	0.00	
Representation Allowance (RA)	5010202000	25,686,000.00	0.00	25,686,000.00	25,686,000.00	0.00	0.00	25,686,000.00	8,224,125.00	8,224,125.00	7,800,125.00	7,800,125.00	0.00	17,874,375.00	11,500.00	0.00	0.00	
Transportation Allowance (TA)	5010203000	25,686,000.00	0.00	25,686,000.00	25,686,000.00	0.00	0.00	25,686,000.00	7,811,625.00	7,811,625.00	7,800,125.00	7,800,125.00	0.00	17,874,375.00	11,500.00	0.00	0.00	
Transportation Allowance (TA)	5010203001	25,686,000.00	0.00	25,686,000.00	25,686,000.00	0.00	0.00	25,686,000.00	7,811,625.00	7,811,625.00	7,800,125.00	7,800,125.00	0.00	17,874,375.00	11,500.00	0.00	0.00	
Clothing/Uniform Allowance	5010204000	6,870,000.00	0.00	6,870,000.00	6,870,000.00	0.00	0.00	6,870,000.00	7,518,000.00	7,518,000.00	7,511,000.00	7,511,000.00	0.00	(648,000.00)	7,000.00	0.00	0.00	
Clothing/Uniform Allowance - Civilian	5010204001	6,870,000.00	0.00	6,870,000.00	6,870,000.00	0.00	0.00	6,870,000.00	7,518,000.00	7,518,000.00	7,511,000.00	7,511,000.00	0.00	(648,000.00)	7,000.00	0.00	0.00	
Longevity Pay (LP)	5010212000	23,948,000.00	0.00	23,948,000.00	23,948,000.00	0.00	0.00	23,948,000.00	5,686,068.00	5,686,068.00	5,686,068.00	5,686,068.00	0.00	18,261,932.00	0.00	0.00	0.00	
Longevity Pay - Civilian	5010212001	23,948,000.00	0.00	23,948,000.00	23,948,000.00	0.00	0.00	23,948,000.00	5,686,068.00	5,686,068.00	5,686,068.00	5,686,068.00	0.00	18,261,932.00	0.00	0.00	0.00	
Year End Bonus	5010214000	71,958,000.00	0.00	71,958,000.00	71,958,000.00	0.00	0.00	71,958,000.00	0.00	0.00	0.00	0.00	0.00	71,958,000.00	0.00	0.00	0.00	
Bonus - Civilian	5010214001	71,958,000.00	0.00	71,958,000.00	71,958,000.00	0.00	0.00	71,958,000.00	0.00	0.00	0.00	0.00	0.00	71,958,000.00	0.00	0.00	0.00	
Cash Gift	5010215000	5,725,000.00	0.00	5,725,000.00	5,725,000.00	0.00	0.00	5,725,000.00	0.00	0.00	0.00	0.00	0.00	5,725,000.00	0.00	0.00	0.00	
Cash Gift - Civilian	5010215001	5,725,000.00	0.00	5,725,000.00	5,725,000.00	0.00	0.00	5,725,000.00	0.00	0.00	0.00	0.00	0.00	5,725,000.00	0.00	0.00	0.00	
Mid-Year Bonus - Civilian	5010216000	71,958,000.00	0.00	71,958,000.00	71,958,000.00	0.00	0.00	71,958,000.00	0.00	0.00	0.00	0.00	0.00	71,958,000.00	0.00	0.00	0.00	
Mid-Year Bonus - Civilian	5010216001	71,958,000.00	0.00	71,958,000.00	71,958,000.00	0.00	0.00	71,958,000.00	0.00	0.00	0.00	0.00	0.00	71,958,000.00	0.00	0.00	0.00	
Other Bonuses and Allowances	5010229000	5,725,000.00	0.00	5,725,000.00	5,725,000.00	0.00	0.00	5,725,000.00	0.00	0.00	0.00	0.00	0.00	5,725,000.00	0.00	0.00	0.00	
Productivity Enhancement Incentive - Civilian	5010299012	5,725,000.00	0.00	5,725,000.00	5,725,000.00	0.00	0.00	5,725,000.00	0.00	0.00	0.00	0.00	0.00	5,725,000.00	0.00	0.00	0.00	
Personnel Benefit Contributions		17,785,000.00	0.00	17,785,000.00	17,785,000.00	0.00	0.00	17,785,000.00	3,984,747.90	3,984,747.90	3,984,147.80	3,984,147.90	0.00	13,800,252.10	600.00	0.00	0.00	
Pag-IBIG Contributions	5010302000	1,374,000.00	0.00	1,374,000.00	1,374,000.00	0.00	0.00	1,374,000.00	415,500.00	415,500.00	415,500.00	415,500.00	0.00	958,500.00	0.00	0.00	0.00	
Pag-IBIG - Civilian	5010302001	1,374,000.00	0.00	1,374,000.00	1,374,000.00	0.00	0.00	1,374,000.00	415,500.00	415,500.00	415,500.00	415,500.00	0.00	958,500.00	0.00	0.00	0.00	
Philhealth Contributions	5010303000	15,037,000.00	0.00	15,037,000.00	15,037,000.00	0.00	0.00	15,037,000.00	3,359,247.90	3,359,247.90	3,359,247.90	3,359,247.90	0.00	11,677,752.10	0.00	0.00	0.00	
Philhealth - Civilian	5010303001	15,037,000.00	0.00	15,037,000.00	15,037,000.00	0.00	0.00	15,037,000.00	3,359,247.90	3,359,247.90	3,359,247.90	3,359,247.90	0.00	11,677,752.10	0.00	0.00	0.00	
Employees Compensation Insurance Premiums	5010304000	1,374,000.00	0.00	1,374,000.00	1,374,000.00	0.00	0.00	1,374,000.00	210,000.00	210,000.00	209,400.00	209,400.00	0.00	1,164,000.00	600.00	0.00	0.00	
ECIP - Civilian	5010304001	1,374,000.00	0.00	1,374,000.00	1,374,000.00	0.00	0.00	1,374,000.00	210,000.00	210,000.00	209,400.00	209,400.00	0.00	1,164,000.00	600.00	0.00	0.00	
Other Personnel Benefits		16,926,000.00	235,000.00	17,161,000.00	16,926,000.00	235,000.00	0.00	17,161,000.00	2,647,244.49	2,647,244.49	2,637,549.72	2,637,549.72	0.00	14,513,795.51	9,694.77	0.00	0.00	
Terminal Leave Benefits	5010403000	14,767,000.00	0.00	14,767,000.00	14,767,000.00	0.00	0.00	14,767,000.00	1,930,550.51	1,930,550.51	1,930,550.51	1,930,550.51	0.00	12,836,449.49	0.00	0.00	0.00	
Terminal Leave Benefits - Civilian	5010403001	14,767,000.00	0.00	14,767,000.00	14,767,000.00	0.00	0.00	14,767,000.00	1,930,550.51	1,930,550.51	1,930,550.51	1,930,550.51	0.00	12,836,449.49	0.00	0.00	0.00	
Other Personnel Benefits	5010499000	2,159,000.00	235,000.00	2,394,000.00	2,159,000.00	235,000.00	0.00	2,394,000.00	716,693.98	716,693.98	706,999.21	706,999.21	0.00	1,677,306.02	9,694.77	0.00	0.00	
Lump-sum for Step Increments - Length of Service	5010499010	2,159,000.00	0.00	2,159,000.00	2,159,000.00	0.00	0.00	2,159,000.00	481,693.98	481,693.98	471,999.21	471,999.21	0.00	1,677,306.02	9,694.77	0.00	0.00	
Loyalty Award - Civilian	5010499015	0.00	235,000.00	235,000.00	0.00	235,000.00	0.00	235,000.00	235,000.00	235,000.00	235,000.00	235,000.00	0.00	0.00	0.00	0.00	0.00	

Department : Department of Labor and Employment (DOLE)
 Agency/Entity : National Labor Relations Commission
 Operating Unit : Central Office
 Organization Code (UACS) : 16 004 0100000
 Fund Cluster : 01 - Regular Agency Fund

X	Current Year Appropriations
	Supplemental Appropriations
	Continuing Appropriations

e.g. UACS Fund Cluster: 01-Regular Agency Fund, 02-Foreign Assisted Projects Fund, 03-Special Account-Locally Funded/Domestic Grants Fund, and 04-Special Account-Foreign Assisted/Foreign Grants Fund)

Particulars	UACS CODE	Appropriations					Allotments		Obligations		Disbursements		Balances				
		Authorized Appropriations	Adjustments (Transfer To/From, Modifications/Augmentations)	Adjusted Appropriations	Allotments Received	Adjustments (Reductions, Modifications/Augmentations)	Transfer To	Transfer From	Adjusted Allotments	1st Quarter Ending March 31	Total	1st Quarter Ending March 31	Total	Unreleased Appropriations	Unobligated Allotments	Unpaid Obligations (15-20)=(23-24)	
		3	4	5=(3+4)	6	7	8	9	10=[(5+)-(7)-8+9]	11	15=(11+12+13+14)	16	20=(16+17+18+19)	21=(5-16)	22=(10-15)	Due and Demandable	Not Yet Due and Demandable
Maintenance and Other Operating Expenses		267,888,000.00	0.00	267,888,000.00	267,888,000.00	0.00	0.00	267,888,000.00	66,449,378.51	66,449,378.51	68,876,829.39	89,876,829.39	0.00	201,438,621.49	6,874,349.12	0.00	
Traveling Expenses		23,518,000.00	0.00	23,518,000.00	23,518,000.00	0.00	0.00	23,518,000.00	2,577,125.48	2,577,125.48	2,310,368.60	2,310,368.60	0.00	20,940,874.52	266,756.88	0.00	
Traveling Expenses - Local	5020101000	23,518,000.00	0.00	23,518,000.00	23,518,000.00	0.00	0.00	23,518,000.00	2,577,125.48	2,577,125.48	2,310,368.60	2,310,368.60	0.00	20,940,874.52	266,756.88	0.00	
Training and Scholarship Expenses		4,565,000.00	0.00	4,565,000.00	4,565,000.00	0.00	0.00	4,565,000.00	1,209,559.23	1,209,559.23	1,208,016.23	1,208,016.23	0.00	3,355,440.77	1,643.00	0.00	
Training Expenses	5020201000	4,565,000.00	0.00	4,565,000.00	4,565,000.00	0.00	0.00	4,565,000.00	1,209,559.23	1,209,559.23	1,208,016.23	1,208,016.23	0.00	3,355,440.77	1,643.00	0.00	
Training Expenses	5020201002	4,565,000.00	0.00	4,565,000.00	4,565,000.00	0.00	0.00	4,565,000.00	1,209,559.23	1,209,559.23	1,208,016.23	1,208,016.23	0.00	3,355,440.77	1,643.00	0.00	
Supplies and Materials Expenses		16,480,000.00	0.00	16,480,000.00	16,480,000.00	0.00	0.00	16,480,000.00	8,278,792.62	8,278,792.62	8,695,802.62	8,695,802.62	0.00	7,201,207.38	682,890.00	0.00	
Office Supplies Expenses	5020301000	10,309,000.00	0.00	10,309,000.00	10,309,000.00	0.00	0.00	10,309,000.00	4,946,343.60	4,946,343.60	4,421,343.60	4,421,343.60	0.00	5,362,656.40	525,000.00	0.00	
Office Supplies Expenses	5020301002	10,309,000.00	0.00	10,309,000.00	10,309,000.00	0.00	0.00	10,309,000.00	4,946,343.60	4,946,343.60	4,421,343.60	4,421,343.60	0.00	5,362,656.40	525,000.00	0.00	
Accountable Forms Expenses	5020302000	484,000.00	0.00	484,000.00	484,000.00	0.00	0.00	484,000.00	79,787.00	79,787.00	79,787.00	79,787.00	0.00	404,213.00	0.00	0.00	
Drugs and Medicines Expenses	5020307000	91,000.00	0.00	91,000.00	91,000.00	0.00	0.00	91,000.00	7,773.00	7,773.00	7,773.00	7,773.00	0.00	83,227.00	0.00	0.00	
This report was generated using the Unified Reporting System on April 29, 2024 10:11 AM. Status : SUBMITTED																	
Fuel, Oil and Lubricants Expenses	5020309000	1,677,000.00	0.00	1,677,000.00	1,677,000.00	0.00	0.00	1,677,000.00	578,869.02	578,869.02	585,889.02	585,889.02	0.00	1,086,110.98	13,000.00	0.00	
Textbooks and Instructional Materials Expenses	5020311000	253,000.00	0.00	253,000.00	253,000.00	0.00	0.00	253,000.00	0.00	0.00	0.00	0.00	0.00	253,000.00	0.00	0.00	
Textbooks and Instructional Materials Expenses	5020311001	253,000.00	0.00	253,000.00	253,000.00	0.00	0.00	253,000.00	0.00	0.00	0.00	0.00	0.00	253,000.00	0.00	0.00	
Other Supplies and Materials Expenses	5020399000	3,666,000.00	0.00	3,666,000.00	3,666,000.00	0.00	0.00	3,666,000.00	3,666,000.00	3,666,000.00	3,621,010.00	3,621,010.00	0.00	0.00	44,990.00	0.00	
UTILITY Expenses		28,622,000.00	0.00	28,622,000.00	28,622,000.00	0.00	0.00	28,622,000.00	4,164,800.83	4,164,800.83	4,164,800.83	4,164,800.83	0.00	24,467,199.17	0.00	0.00	
Water Expenses	5020401000	6,412,000.00	0.00	6,412,000.00	6,412,000.00	0.00	0.00	6,412,000.00	356,662.04	356,662.04	356,662.04	356,662.04	0.00	6,056,337.96	0.00	0.00	
Electricity Expenses	5020402000	22,210,000.00	0.00	22,210,000.00	22,210,000.00	0.00	0.00	22,210,000.00	3,798,138.79	3,798,138.79	3,798,138.79	3,798,138.79	0.00	18,411,861.21	0.00	0.00	
Communication Expenses		67,367,000.00	0.00	67,367,000.00	67,367,000.00	0.00	0.00	67,367,000.00	4,629,708.62	4,629,708.62	4,461,768.27	4,461,768.27	0.00	62,827,291.38	67,940.35	0.00	
Postage and Courier Services	5020501000	42,695,000.00	0.00	42,695,000.00	42,695,000.00	0.00	0.00	42,695,000.00	2,689,641.64	2,689,641.64	2,689,641.64	2,689,641.64	0.00	40,005,358.36	0.00	0.00	
Telephone Expenses	5020502000	5,320,000.00	0.00	5,320,000.00	5,320,000.00	0.00	0.00	5,320,000.00	1,050,184.26	1,050,184.26	982,243.91	982,243.91	0.00	4,269,815.74	67,940.35	0.00	
Mobile	5020502001	4,475,000.00	0.00	4,475,000.00	4,475,000.00	0.00	0.00	4,475,000.00	523,352.49	523,352.49	495,852.49	495,852.49	0.00	3,951,647.51	27,500.00	0.00	
Landline	5020502002	845,000.00	0.00	845,000.00	845,000.00	0.00	0.00	845,000.00	526,831.77	526,831.77	486,391.42	486,391.42	0.00	318,168.23	40,440.35	0.00	
Internet Subscription Expenses	5020503000	9,342,000.00	0.00	9,342,000.00	9,342,000.00	0.00	0.00	9,342,000.00	789,882.72	789,882.72	789,882.72	789,882.72	0.00	8,552,117.28	0.00	0.00	
Confidential, Intelligence and Extraordinary		25,821,000.00	0.00	25,821,000.00	25,821,000.00	0.00	0.00	25,821,000.00	6,072,782.80	6,072,782.80	5,810,332.80	5,810,332.80	0.00	19,748,217.20	262,460.00	0.00	
Extraordinary and Miscellaneous Expenses	5021003000	25,821,000.00	0.00	25,821,000.00	25,821,000.00	0.00	0.00	25,821,000.00	6,072,782.80	6,072,782.80	5,810,332.80	5,810,332.80	0.00	19,748,217.20	262,460.00	0.00	
Professional Services		5,924,000.00	0.00	5,924,000.00	5,924,000.00	0.00	0.00	5,924,000.00	11,000.00	11,000.00	11,000.00	11,000.00	0.00	5,913,000.00	0.00	0.00	
Legal Services	5021101000	530,000.00	0.00	530,000.00	530,000.00	0.00	0.00	530,000.00	0.00	0.00	0.00	0.00	0.00	519,000.00	0.00	0.00	
Consultancy Services	5021103000	5,394,000.00	0.00	5,394,000.00	5,394,000.00	0.00	0.00	5,394,000.00	0.00	0.00	0.00	0.00	0.00	5,394,000.00	0.00	0.00	
ICT Consultancy Services	5021103001	5,394,000.00	0.00	5,394,000.00	5,394,000.00	0.00	0.00	5,394,000.00	0.00	0.00	0.00	0.00	0.00	5,394,000.00	0.00	0.00	
General Services		18,801,000.00	0.00	18,801,000.00	18,801,000.00	0.00	0.00	18,801,000.00	4,177,935.76	4,177,935.76	4,163,204.75	4,163,204.75	0.00	14,623,064.26	24,731.00	0.00	
Janitorial Services	5021202000	4,955,000.00	0.00	4,955,000.00	4,955,000.00	0.00	0.00	4,955,000.00	418,976.34	418,976.34	418,976.34	418,976.34	0.00	4,536,023.66	0.00	0.00	
Security Services	5021203000	9,196,000.00	0.00	9,196,000.00	9,196,000.00	0.00	0.00	9,196,000.00	1,556,431.33	1,556,431.33	1,556,431.33	1,556,431.33	0.00	7,609,568.67	0.00	0.00	
Other General Services	5021299000	4,680,000.00	0.00	4,680,000.00	4,680,000.00	0.00	0.00	4,680,000.00	2,202,528.08	2,202,528.08	2,177,797.08	2,177,797.08	0.00	2,477,471.92	24,731.00	0.00	
Other General Services	5021299009	4,680,000.00	0.00	4,680,000.00	4,680,000.00	0.00	0.00	4,680,000.00	2,202,528.08	2,202,528.08	2,177,797.08	2,177,797.08	0.00	2,477,471.92	24,731.00	0.00	
Repairs and Maintenance		8,885,000.00	0.00	8,885,000.00	8,885,000.00	0.00	0.00	8,885,000.00	317,689.21	317,689.21	317,689.21	317,689.21	0.00	8,567,310.79	0.00	0.00	
Repairs and Maintenance - Buildings and Other	5021304000	4,374,000.00	0.00	4,374,000.00	4,374,000.00	0.00	0.00	4,374,000.00	0.00	0.00	0.00	0.00	0.00	4,374,000.00	0.00	0.00	
Buildings	5021304001	4,374,000.00	0.00	4,374,000.00	4,374,000.00	0.00	0.00	4,374,000.00	0.00	0.00	0.00	0.00	0.00	4,374,000.00	0.00	0.00	
Repairs and Maintenance - Machinery and	5021305000	2,801,000.00	0.00	2,801,000.00	2,801,000.00	0.00	0.00	2,801,000.00	145,998.84	145,998.84	145,998.84	145,998.84	0.00	2,655,001.16	0.00	0.00	
Office Equipment	5021305002	476,000.00	0.00	476,000.00	476,000.00	0.00	0.00	476,000.00	96,429.84	96,429.84	96,429.84	96,429.84	0.00	379,570.16	0.00	0.00	
Information and Communication Technology Equipment	5021305003	2,325,000.00	0.00	2,325,000.00	2,325,000.00	0.00	0.00	2,325,000.00	49,569.00	49,569.00	49,569.00	49,569.00	0.00	2,275,431.00	0.00	0.00	
Repairs and Maintenance - Transportation	5021306000	1,460,000.00	0.00	1,460,000.00	1,460,000.00	0.00	0.00	1,460,000.00	171,090.37	171,090.37	171,090.37	171,090.37	0.00	1,288,909.63	0.00	0.00	
Motor Vehicles	5021306001	1,460,000.00	0.00	1,460,000.00	1,460,000.00	0.00	0.00	1,460,000.00	171,090.37	171,090.37	171,090.37	171,090.37	0.00	1,288,909.63	0.00	0.00	
Repairs and Maintenance - Furniture and Fixtures	5021307000	240,000.00	0.00	240,000.00	240,000.00	0.00	0.00	240,000.00	0.00	0.00	0.00	0.00	0.00	240,000.00	0.00	0.00	
Repairs and Maintenance - Leased Assets	5021308000	10,000.00	0.00	10,000.00	10,000.00	0.00	0.00	10,000.00	500.00	500.00	500.00	500.00	0.00	9,500.00	0.00	0.00	
Other Leased Assets	5021308009	10,000.00	0.00	10,000.00	10,000.00	0.00	0.00	10,000.00	500.00	500.00	500.00	500.00	0.00	9,500.00	0.00	0.00	
Taxes, Insurance Premiums and Other Fees		2,147,000.00	0.00	2,147,000.00	2,147,000.00	0.00	0.00	2,147,000.00	649,122.08	649,122.08	649,122.08	649,122.08	0.00	1,497,877.92	0.00	0.00	
Taxes, Duties and Licenses	5021501000	958,000.00	0.00														


Department : Department of Labor and Employment (DOLE)
 Agency/Entity : National Labor Relations Commission
 Operating Unit : Central Office
 Organization Code (UACS) : 16 004 0100000
 Fund Cluster : 01 - Regular Agency Fund

X	Current Year Appropriations
	Supplemental Appropriations
	Continuing Appropriations


(e.g. UACS Fund Cluster: 01-Regular Agency Fund, 02-Foreign Assisted Projects Fund, 03-Special Account-Locally Funded/Domestic Grants Fund, and 04-Special Account-Foreign Assisted/Foreign Grants Fund)

Particulars	UACS CODE	Appropriations					Allotments			Obligations		Disbursements		Balances			
		Authorized Appropriations	Adjustments (Transfer To/From, Modifications/Augmentations)	Adjusted Appropriations	Allotments Received	Adjustments (Reductions, Modifications/Augmentations)	Transfer To	Transfer From	Adjusted Allotments	1st Quarter Ending March 31	Total	1st Quarter Ending March 31	Total	Unreleased Appropriations	Unobligated Allotments	Unpaid Obligations (15-20)=(23+24)	
																Due and Demandable	Not Yet Due and Demandable
1	2	3	4	5=(3+4)	6	7	8	9	10=[(6+)-(7)-#+8]	11	12=[(11+12)+(13+14)]	13	14=(13+14)	15=(5-16)	16=(10-15)	23	24
Insurance Expenses	5021503000	400,000.00	0.00	400,000.00	400,000.00	0.00	0.00	0.00	400,000.00	85,803.93	85,803.93	85,803.93	85,803.93	0.00	314,196.07	0.00	0.00
Other Maintenance and Operating Expenses		75,768,000.00	0.00	75,768,000.00	75,768,000.00	0.00	0.00	0.00	75,768,000.00	33,470,961.89	33,470,961.89	27,803,024.00	27,803,024.00	0.00	42,237,038.11	5,667,937.89	0.00
Advertising Expenses	5029901000	192,000.00	0.00	192,000.00	192,000.00	0.00	0.00	0.00	192,000.00	0.00	0.00	0.00	0.00	0.00	192,000.00	0.00	0.00
Printing and Publication Expenses	5029902000	220,000.00	0.00	220,000.00	220,000.00	0.00	0.00	0.00	220,000.00	42,055.00	42,055.00	14,055.00	14,055.00	0.00	177,945.00	28,000.00	0.00
Representation Expenses	5029903000	300,000.00	0.00	300,000.00	300,000.00	0.00	0.00	0.00	300,000.00	154,788.40	154,788.40	154,788.40	154,788.40	0.00	145,211.60	0.00	0.00
Transportation and Delivery Expenses	5029904000	706,000.00	0.00	706,000.00	706,000.00	0.00	0.00	0.00	706,000.00	150,599.00	150,599.00	150,599.00	150,599.00	0.00	555,401.00	0.00	0.00
Rent/Lease Expenses	5029905000	70,415,000.00	0.00	70,415,000.00	70,415,000.00	0.00	0.00	0.00	70,415,000.00	33,114,485.83	33,114,485.83	27,474,547.94	27,474,547.94	0.00	37,300,514.17	5,639,937.89	0.00
Rent - Building and Structures	5029905001	70,415,000.00	0.00	70,415,000.00	70,415,000.00	0.00	0.00	0.00	70,415,000.00	33,114,485.83	33,114,485.83	27,474,547.94	27,474,547.94	0.00	37,300,514.17	5,639,937.89	0.00
Subscription Expenses	5029907000	3,935,000.00	0.00	3,935,000.00	3,935,000.00	0.00	0.00	0.00	3,935,000.00	9,033.66	9,033.66	9,033.66	9,033.66	0.00	3,925,966.34	0.00	0.00
Cloud Computing Service	5029907003	3,712,000.00	0.00	3,712,000.00	3,712,000.00	0.00	0.00	0.00	3,712,000.00	0.00	0.00	0.00	0.00	0.00	3,712,000.00	0.00	0.00
Other Subscription Expenses	5029907099	223,000.00	0.00	223,000.00	223,000.00	0.00	0.00	0.00	223,000.00	9,033.66	9,033.66	9,033.66	9,033.66	0.00	213,966.34	0.00	0.00
Capital Outlays		44,088,000.00	0.00	44,088,000.00	44,088,000.00	0.00	0.00	0.00	44,088,000.00	23,394,636.00	23,394,636.00	23,394,636.00	23,394,636.00	0.00	20,693,364.00	0.00	0.00
Property, Plant and Equipment Outlay		38,048,000.00	0.00	38,048,000.00	38,048,000.00	0.00	0.00	0.00	38,048,000.00	23,394,636.00	23,394,636.00	23,394,636.00	23,394,636.00	0.00	14,653,364.00	0.00	0.00
Machinery and Equipment Outlay	5060405000	11,398,000.00	0.00	11,398,000.00	11,398,000.00	0.00	0.00	0.00	11,398,000.00	0.00	0.00	0.00	0.00	0.00	11,398,000.00	0.00	0.00
Information and Communication Technology Equipment	5060405003	11,398,000.00	0.00	11,398,000.00	11,398,000.00	0.00	0.00	0.00	11,398,000.00	0.00	0.00	0.00	0.00	0.00	11,398,000.00	0.00	0.00
This report was generated using the Unified Reporting System on April 29, 2024 10:11 AM. Status : SUBMITTED																	
Page 2 of 3																	
Transportation Equipment Outlay	5060406000	26,650,000.00	0.00	26,650,000.00	26,650,000.00	0.00	0.00	0.00	26,650,000.00	23,394,636.00	23,394,636.00	23,394,636.00	23,394,636.00	0.00	3,255,364.00	0.00	0.00
Motor Vehicles	5060406001	26,650,000.00	0.00	26,650,000.00	26,650,000.00	0.00	0.00	0.00	26,650,000.00	23,394,636.00	23,394,636.00	23,394,636.00	23,394,636.00	0.00	3,255,364.00	0.00	0.00
Intangible Assets Outlay		6,040,000.00	0.00	6,040,000.00	6,040,000.00	0.00	0.00	0.00	6,040,000.00	0.00	0.00	0.00	0.00	0.00	6,040,000.00	0.00	0.00
Computer Software	5060602000	6,040,000.00	0.00	6,040,000.00	6,040,000.00	0.00	0.00	0.00	6,040,000.00	0.00	0.00	0.00	0.00	0.00	6,040,000.00	0.00	0.00
B. AUTOMATIC APPROPRIATIONS		74,837,800.00	0.00	74,837,800.00	74,837,800.00	0.00	0.00	0.00	74,837,800.00	13,931,566.26	13,931,566.26	13,924,539.24	13,924,539.24	0.00	60,905,433.74	7,027.02	0.00
Retirement and Life Insurance Premiums		74,837,800.00	0.00	74,837,800.00	74,837,800.00	0.00	0.00	0.00	74,837,800.00	13,931,566.26	13,931,566.26	13,924,539.24	13,924,539.24	0.00	60,905,433.74	7,027.02	0.00
C. SPECIAL PURPOSE FUNDS		0.00	105,221,065.00	105,221,065.00	0.00	105,221,065.00	0.00	0.00	105,221,065.00	104,243,496.36	104,243,496.36	104,243,496.36	104,243,496.36	0.00	977,568.64	0.00	0.00
Miscellaneous Personnel Benefits Fund		0.00	44,505,662.00	44,505,662.00	0.00	44,505,662.00	0.00	0.00	44,505,662.00	44,063,708.36	44,063,708.36	44,063,708.36	44,063,708.36	0.00	441,953.64	0.00	0.00
Other Compensation	5010200000	0.00	44,505,662.00	44,505,662.00	0.00	44,505,662.00	0.00	0.00	44,505,662.00	44,063,708.36	44,063,708.36	44,063,708.36	44,063,708.36	0.00	441,953.64	0.00	0.00
Other Bonuses and Allowances		0.00	44,505,662.00	44,505,662.00	0.00	44,505,662.00	0.00	0.00	44,505,662.00	44,063,708.36	44,063,708.36	44,063,708.36	44,063,708.36	0.00	441,953.64	0.00	0.00
Performance Based Bonus - Civilian	5010299014	0.00	44,505,662.00	44,505,662.00	0.00	44,505,662.00	0.00	0.00	44,505,662.00	44,063,708.36	44,063,708.36	44,063,708.36	44,063,708.36	0.00	441,953.64	0.00	0.00
Pension and Gratuity Fund		0.00	60,715,403.00	60,715,403.00	0.00	60,715,403.00	0.00	0.00	60,715,403.00	60,179,788.00	60,179,788.00	60,179,788.00	60,179,788.00	0.00	535,615.00	0.00	0.00
Other Personnel Benefits	5010400000	0.00	60,715,403.00	60,715,403.00	0.00	60,715,403.00	0.00	0.00	60,715,403.00	60,179,788.00	60,179,788.00	60,179,788.00	60,179,788.00	0.00	535,615.00	0.00	0.00
Terminal Leave Benefits		0.00	60,715,403.00	60,715,403.00	0.00	60,715,403.00	0.00	0.00	60,715,403.00	60,179,788.00	60,179,788.00	60,179,788.00	60,179,788.00	0.00	535,615.00	0.00	0.00
Pension Benefits - Civilian	5010401001	0.00	53,838,634.00	53,838,634.00	0.00	53,838,634.00	0.00	0.00	53,838,634.00	53,303,019.00	53,303,019.00	53,303,019.00	53,303,019.00	0.00	535,615.00	0.00	0.00
Terminal Leave Benefits - Civilian	5010403001	0.00	6,876,769.00	6,876,769.00	0.00	6,876,769.00	0.00	0.00	6,876,769.00	6,876,769.00	6,876,769.00	6,876,769.00	6,876,769.00	0.00	0.00	0.00	0.00
GRAND TOTAL		1,551,193,000.00	105,221,065.00	1,656,414,065.00	1,551,193,000.00	105,221,065.00	0.00	0.00	1,656,414,065.00	488,693,694.36	488,693,694.36	456,769,241.81	456,769,241.81	0.00	1,167,720,370.54	31,984,462.55	0.00


Certified Correct:


 DAISEE A. TISMO
 LAA/ Acting Budget Officer

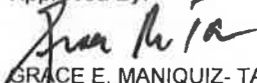
Certified Correct:


 HAROLD M. CARBO
 Chief, Mgmt. and Fiscal Division

Recommending Approval By:


 ELVIRA F. CRUZ
 Director II, Mgmt. and Admin. Dept.

Approved By:


 GRACE E. MANQUIZ-TAN
 Chairperson