

STATEMENT OF APPROPRIATIONS, ALLOTMENTS, OBLIGATIONS, DISBURSEMENTS AND BALANCES
As at the Quarter Ending December 31, 2022

Department : Department of Labor and Employment (DOLE)
 Agency/Entity : National Labor Relations Commission
 Operating Unit : Central Office
 Organization Code (UACS) : 16 004 0100000
 Fund Cluster : 01 Regular Agency Fund

* Current Year Appropriations
 Supplemental Appropriations
 Continuing Appropriations

| Particulars | UACS CODE | Appropriations | | Allotments | | Current Year Obligations | | | | | Current Year Disbursements | | | | | Balances | | | | |
|-------------------------------------------------------|----------------------|---------------------------|--------------------------------------------------------------|-------------------------|---------------------|--------------------------------------------------------|---------------------------|-----------------------------|----------------------------|---------------------------------|--------------------------------|------------------|-----------------------------|----------------------------|---------------------------------|--------------------------------|------------------|------------------------|------------------------------------|------|
| | | Authorized Appropriations | Adjustments (Transfer To/From, Modifications/ Augmentations) | Adjusted Appropriations | Allotments Received | Adjustments (Reductions, Modifications/ Augmentations) | Adjusted Total Allotments | 1st Quarter Ending March 31 | 2nd Quarter Ending June 30 | 3rd Quarter Ending September 30 | 4th Quarter Ending December 31 | TOTAL | 1st Quarter Ending March 31 | 2nd Quarter Ending June 30 | 3rd Quarter Ending September 30 | 4th Quarter Ending December 31 | TOTAL | Unobligated Allotments | Unpaid Obligations (15-20) (23+24) | |
| | | 3 | 4 | 5=(3+4) | 6 | 7 | 10=(8+9+8+9) | 11 | 12 | 13 | 14 | 16=(11+12+13+14) | 16 | 17 | 18 | 19 | 20=(16+17+18+19) | 22 | 23 | 24 |
| I. Agency Specific Budget | | 1,305,324,000.00 | (678,224.78) | 1,304,645,775.22 | 1,305,324,000.00 | (678,224.78) | 1,304,645,775.22 | 337,277,979.46 | 334,204,182.26 | 333,475,265.40 | 299,685,649.15 | 1,304,643,075.27 | 329,600,293.12 | 341,781,202.58 | 335,490,910.75 | 298,841,491.75 | 1,302,719,885.50 | 2,888.95 | 1,923,187.89 | 0.00 |
| General Administration and Support | 10000000000000000000 | 218,636,000.00 | 12,479,775.22 | 231,115,775.22 | 218,636,000.00 | 12,479,775.22 | 231,115,775.22 | 60,227,053.77 | 60,960,004.21 | 48,023,700.88 | 56,753,460.80 | 234,964,219.69 | 58,341,979.72 | 71,282,746.04 | 48,092,930.04 | 57,180,382.89 | 234,898,038.69 | (3,846,444.44) | 66,180.97 | 0.00 |
| General Management and Supervision | 1000001000010000 | 198,047,000.00 | 12,479,775.22 | 210,526,775.22 | 198,047,000.00 | 12,479,775.22 | 210,526,775.22 | 57,142,456.81 | 52,791,824.37 | 48,023,700.88 | 56,753,460.80 | 214,711,442.06 | 55,257,382.76 | 54,114,586.20 | 48,092,930.04 | 57,180,382.89 | 214,645,281.68 | (4,184,867.64) | 88,180.97 | 0.00 |
| PS | | 110,329,000.00 | 27,421,775.22 | 137,750,775.22 | 110,329,000.00 | 27,421,775.22 | 137,750,775.22 | 33,685,410.45 | 30,237,055.13 | 31,304,787.89 | 42,859,764.85 | 138,086,998.42 | 31,555,826.40 | 31,373,467.99 | 31,373,467.99 | 42,821,310.75 | 138,040,544.32 | (336,223.20) | 38,454.10 | 0.00 |
| MOOE | | 67,718,000.00 | (14,942,000.00) | 52,776,000.00 | 67,718,000.00 | (14,942,000.00) | 52,776,000.00 | 23,457,046.36 | 22,554,769.24 | 16,718,932.89 | 13,893,695.95 | 76,624,444.44 | 23,301,556.36 | 22,216,627.02 | 16,719,462.05 | 14,359,072.14 | 76,596,717.57 | (3,848,444.44) | 27,726.87 | 0.00 |
| Administration of Personnel Benefits | 100000100002000 | 20,589,000.00 | 0.00 | 20,589,000.00 | 20,589,000.00 | 0.00 | 20,589,000.00 | 3,084,596.96 | 17,168,179.84 | 0.00 | 0.00 | 20,252,776.80 | 3,084,596.96 | 17,168,179.84 | 0.00 | 0.00 | 20,252,776.80 | 336,223.20 | 0.00 | 0.00 |
| PS | | 20,589,000.00 | 0.00 | 20,589,000.00 | 20,589,000.00 | 0.00 | 20,589,000.00 | 3,084,596.96 | 17,168,179.84 | 0.00 | 0.00 | 20,252,776.80 | 3,084,596.96 | 17,168,179.84 | 0.00 | 0.00 | 20,252,776.80 | 336,223.20 | 0.00 | 0.00 |
| Sub-Total, General Administration and Support | | 218,636,000.00 | 12,479,775.22 | 231,115,775.22 | 218,636,000.00 | 12,479,775.22 | 231,115,775.22 | 60,227,053.77 | 60,960,004.21 | 48,023,700.88 | 56,753,460.80 | 234,964,219.69 | 58,341,979.72 | 71,282,746.04 | 48,092,930.04 | 57,180,382.89 | 234,898,038.69 | (3,848,444.44) | 66,180.97 | 0.00 |
| PS | | 130,918,000.00 | 27,421,775.22 | 158,339,775.22 | 130,918,000.00 | 27,421,775.22 | 158,339,775.22 | 36,770,007.41 | 47,405,234.97 | 31,304,787.89 | 42,859,764.85 | 158,339,775.22 | 35,040,423.38 | 49,066,119.02 | 31,373,467.99 | 42,821,310.75 | 158,301,321.12 | 0.00 | 38,454.10 | 0.00 |
| MOOE | | 87,718,000.00 | (14,942,000.00) | 72,776,000.00 | 87,718,000.00 | (14,942,000.00) | 72,776,000.00 | 23,457,046.36 | 22,554,769.24 | 16,718,932.89 | 13,893,695.95 | 76,624,444.44 | 23,301,556.36 | 22,216,627.02 | 16,719,462.05 | 14,359,072.14 | 76,596,717.57 | (3,848,444.44) | 27,726.87 | 0.00 |
| FinEx (if Applicable) | | 0.00 | 0.00 | 0.00 | 0.00 | 0.00 | 0.00 | 0.00 | 0.00 | 0.00 | 0.00 | 0.00 | 0.00 | 0.00 | 0.00 | 0.00 | 0.00 | 0.00 | 0.00 | 0.00 |
| CO | | 0.00 | 0.00 | 0.00 | 0.00 | 0.00 | 0.00 | 0.00 | 0.00 | 0.00 | 0.00 | 0.00 | 0.00 | 0.00 | 0.00 | 0.00 | 0.00 | 0.00 | 0.00 | 0.00 |
| Operations | 30000000000000000000 | 1,088,688,000.00 | (13,158,000.00) | 1,075,530,000.00 | 1,088,688,000.00 | (13,158,000.00) | 1,075,530,000.00 | 277,050,925.69 | 264,244,178.05 | 285,451,564.52 | 242,932,188.35 | 1,089,678,856.61 | 268,258,303.40 | 270,496,456.92 | 287,403,980.71 | 241,661,108.86 | 1,067,821,849.89 | 3,851,143.39 | 1,857,006.72 | 0.00 |
| OO "Due process in resolving labor disputes (enacted) | | 1,088,688,000.00 | (13,158,000.00) | 1,075,530,000.00 | 1,088,688,000.00 | (13,158,000.00) | 1,075,530,000.00 | 277,050,925.69 | 264,244,178.05 | 285,451,564.52 | 242,932,188.35 | 1,089,678,856.61 | 268,258,303.40 | 270,496,456.92 | 287,403,980.71 | 241,661,108.86 | 1,067,821,849.89 | 3,851,143.39 | 1,857,006.72 | 0.00 |
| LABOR ARBITRATION PROGRAM | | 1,088,688,000.00 | (13,158,000.00) | 1,075,530,000.00 | 1,088,688,000.00 | (13,158,000.00) | 1,075,530,000.00 | 277,050,925.69 | 264,244,178.05 | 285,451,564.52 | 242,932,188.35 | 1,089,678,856.61 | 268,258,303.40 | 270,496,456.92 | 287,403,980.71 | 241,661,108.86 | 1,067,821,849.89 | 3,851,143.39 | 1,857,006.72 | 0.00 |
| Resolution of Appealed Labor Cases | 3101001000010000 | 317,800,000.00 | (8,813,000.00) | 308,987,000.00 | 317,800,000.00 | (8,813,000.00) | 308,987,000.00 | 96,977,326.22 | 96,885,615.92 | 111,965,173.94 | 64,208,330.29 | 374,056,446.37 | 90,490,748.82 | 107,057,107.26 | 112,283,259.98 | 64,120,630.29 | 373,951,746.37 | (85,289,448.37) | 104,700.00 | 0.00 |
| PS | | 278,448,000.00 | 0.00 | 278,448,000.00 | 278,448,000.00 | 0.00 | 278,448,000.00 | 94,200,403.45 | 92,895,972.80 | 106,216,242.07 | 50,728,181.75 | 344,041,800.07 | 85,724,826.05 | 101,114,188.54 | 100,473,603.73 | 50,706,881.75 | 344,019,500.07 | (65,593,000.07) | 22,300.00 | 0.00 |
| MOOE | | 39,152,000.00 | (8,813,000.00) | 30,339,000.00 | 39,152,000.00 | (8,813,000.00) | 30,339,000.00 | 4,776,922.77 | 5,989,643.12 | 5,748,931.87 | 13,479,148.54 | 30,014,646.30 | 4,785,922.77 | 5,842,918.74 | 5,809,656.25 | 13,413,748.54 | 29,532,246.30 | 324,353.70 | 82,400.00 | 0.00 |
| Arbitration of Labor Cases | 310100100002000 | 789,088,000.00 | (4,345,000.00) | 784,743,000.00 | 789,088,000.00 | (4,345,000.00) | 784,743,000.00 | 178,073,599.47 | 165,358,582.13 | 173,468,390.56 | 178,723,858.06 | 695,622,410.24 | 177,767,554.58 | 163,441,349.64 | 175,120,720.73 | 177,540,478.57 | 693,870,103.52 | 89,120,589.78 | 1,752,308.72 | 0.00 |
| PS | | 692,431,000.00 | 0.00 | 692,431,000.00 | 692,431,000.00 | 0.00 | 692,431,000.00 | 158,778,107.45 | 148,385,829.60 | 153,974,001.49 | 167,699,261.39 | 626,637,199.93 | 158,645,041.41 | 145,298,331.69 | 154,693,803.49 | 166,879,507.92 | 625,584,684.51 | 65,993,800.07 | 1,152,515.42 | 0.00 |
| MOOE | | 75,357,000.00 | (4,345,000.00) | 71,012,000.00 | 75,357,000.00 | (4,345,000.00) | 71,012,000.00 | 17,996,074.99 | 18,972,732.53 | 19,492,369.09 | 11,024,596.87 | 67,455,793.20 | 17,823,096.14 | 18,175,017.95 | 20,225,917.24 | 10,660,970.65 | 66,666,001.98 | 3,526,206.72 | 599,791.30 | 0.00 |
| CO | | 1,300,000.00 | 0.00 | 1,300,000.00 | 1,300,000.00 | 0.00 | 1,300,000.00 | 1,299,417.03 | 0.00 | 0.00 | 0.00 | 1,299,417.03 | 1,299,417.03 | 0.00 | 0.00 | 1,299,417.03 | 582.97 | 0.00 | 0.00 | |
| Sub-Total, Operations | | 1,088,688,000.00 | (13,158,000.00) | 1,075,530,000.00 | 1,088,688,000.00 | (13,158,000.00) | 1,075,530,000.00 | 277,050,925.69 | 264,244,178.05 | 285,451,564.52 | 242,932,188.35 | 1,089,678,856.61 | 268,258,303.40 | 270,496,456.92 | 287,403,980.71 | 241,661,108.86 | 1,067,821,849.89 | 3,851,143.39 | 1,857,006.72 | 0.00 |
| PS | | 970,879,000.00 | 0.00 | 970,879,000.00 | 970,879,000.00 | 0.00 | 970,879,000.00 | 239,281,802.40 | 239,281,802.40 | 260,190,243.56 | 218,428,443.14 | 970,879,000.00 | 244,369,887.46 | 246,300,520.23 | 261,367,407.22 | 217,589,389.67 | 969,704,184.58 | 0.00 | 1,174,815.42 | 0.00 |
| MOOE | | 114,509,000.00 | (13,158,000.00) | 101,351,000.00 | 114,509,000.00 | (13,158,000.00) | 101,351,000.00 | 22,772,967.76 | 24,962,376.65 | 25,261,320.96 | 24,603,745.21 | 97,500,436.56 | 22,589,018.91 | 24,117,936.69 | 26,036,573.46 | 24,074,719.19 | 96,818,248.26 | 3,650,560.42 | 682,191.30 | 0.00 |
| FinEx (if Applicable) | | 0.00 | 0.00 | 0.00 | 0.00 | 0.00 | 0.00 | 0.00 | 0.00 | 0.00 | 0.00 | 0.00 | 0.00 | 0.00 | 0.00 | 0.00 | 0.00 | 0.00 | 0.00 | 0.00 |
| CO | | 1,300,000.00 | 0.00 | 1,300,000.00 | 1,300,000.00 | 0.00 | 1,300,000.00 | 1,299,417.03 | 0.00 | 0.00 | 0.00 | 1,299,417.03 | 1,299,417.03 | 0.00 | 0.00 | 1,299,417.03 | 582.97 | 0.00 | 0.00 | |

This report was generated using the Unified Reporting System on January 30, 2023 12:51 PM version: FAR 1.2.5; Status : SUBMITTED

Department : Department of Labor and Employment (DOLE)
 Agency/Entity : National Labor Relations Commission
 Operating Unit : Central Office
 Organization Code (UACS) : 16 004 0100000
 Fund Cluster : 01 Regular Agency Fund


Current Year Appropriations
 Supplemental Appropriations
 Continuing Appropriations

(e.g. UACS Fund Cluster: 01-Regular Agency Fund, 02-Foreign Assisted Projects Fund, 03-Special Account-Locally Funded/Domestic Grants Fund, and 04-Special Account-Foreign Assisted/Foreign Grants Fund)


| Particulars | UACS CODE | Appropriations | | Allotments | | | Current Year Obligations | | | | | Current Year Disbursements | | | | | Balances | | | |
|---------------------------------------------------------------------------------------|-----------|---------------------------|--------------------------------------------------------------|-------------------------|---------------------|--------------------------------------------------------|---------------------------|-----------------------------|----------------------------|---------------------------------|--------------------------------|----------------------------|-----------------------------|----------------------------|---------------------------------|--------------------------------|------------------|------------------------|------------------------------------|----------------------------|
| | | Authorized Appropriations | Adjustments (Transfer To/From, Modifications/ Augmentations) | Adjusted Appropriations | Allotments Received | Adjustments (Reductions, Modifications/ Augmentations) | Adjusted Total Allotments | 1st Quarter Ending March 31 | 2nd Quarter Ending June 30 | 3rd Quarter Ending September 30 | 4th Quarter Ending December 31 | TOTAL | 1st Quarter Ending March 31 | 2nd Quarter Ending June 30 | 3rd Quarter Ending September 30 | 4th Quarter Ending December 31 | TOTAL | Unobligated Allotments | Unpaid Obligations (15-20)=(23+24) | |
| | | | | | | | | | | | | | | | | | | | Due and Demandable | Non-Current and Demandable |
| Sub-Total, I. Agency Specific Budget | | 1,305,324,000.00 | (678,224.78) | 1,304,645,775.22 | 1,305,324,000.00 | (678,224.78) | 1,304,645,775.22 | 337,277,976.46 | 334,204,182.26 | 333,475,265.40 | 299,685,649.15 | 1,304,643,076.27 | 326,600,283.12 | 341,781,202.96 | 335,496,910.75 | 299,841,491.75 | 1,302,719,888.58 | 2,099.95 | 1,923,187.69 | 0.00 |
| PS | | 1,101,797,000.00 | 27,421,775.22 | 1,129,218,775.22 | 1,101,797,000.00 | 27,421,775.22 | 1,129,218,775.22 | 289,746,518.31 | 286,687,037.37 | 291,495,011.55 | 261,288,207.99 | 1,129,218,775.22 | 279,410,230.82 | 295,448,639.25 | 292,740,875.21 | 260,407,700.42 | 1,128,005,505.70 | 0.00 | 1,213,289.52 | 0.00 |
| MOOE | | 202,227,000.00 | (28,100,000.00) | 174,127,000.00 | 202,227,000.00 | (28,100,000.00) | 174,127,000.00 | 46,230,044.12 | 47,517,144.89 | 41,980,253.85 | 38,397,441.16 | 174,124,884.02 | 45,890,575.27 | 46,334,563.71 | 42,756,035.54 | 38,433,791.33 | 173,414,965.65 | 2,115.98 | 709,918.17 | 0.00 |
| FinEx (if Applicable) | | 0.00 | 0.00 | 0.00 | 0.00 | 0.00 | 0.00 | 0.00 | 0.00 | 0.00 | 0.00 | 0.00 | 0.00 | 0.00 | 0.00 | 0.00 | 0.00 | 0.00 | 0.00 | 0.00 |
| CO | | 1,300,000.00 | 0.00 | 1,300,000.00 | 1,300,000.00 | 0.00 | 1,300,000.00 | 1,299,417.03 | 0.00 | 0.00 | 0.00 | 1,299,417.03 | 1,299,417.03 | 0.00 | 0.00 | 0.00 | 1,299,417.03 | 582.97 | 0.00 | 0.00 |
| II. Automatic Appropriations | | 67,789,000.00 | 2,858,729.78 | 70,627,729.78 | 69,949,505.00 | 678,224.78 | 70,627,729.78 | 13,347,539.45 | 21,420,986.48 | 17,693,623.10 | 18,165,600.75 | 70,627,729.78 | 13,345,206.81 | 21,189,294.33 | 17,922,630.61 | 18,158,780.96 | 70,615,912.73 | 0.00 | 11,817.05 | 0.00 |
| Special Obligations or National Government Agencies | | 67,789,000.00 | 2,858,729.78 | 70,627,729.78 | 69,949,505.00 | 678,224.78 | 70,627,729.78 | 13,347,539.45 | 21,420,986.48 | 17,693,623.10 | 18,165,600.75 | 70,627,729.78 | 13,345,206.81 | 21,189,294.33 | 17,922,630.61 | 18,158,780.96 | 70,615,912.73 | 0.00 | 11,817.05 | 0.00 |
| Retirement and Life Insurance Premiums | | 67,789,000.00 | 2,858,729.78 | 70,627,729.78 | 69,949,505.00 | 678,224.78 | 70,627,729.78 | 13,347,539.45 | 21,420,986.48 | 17,693,623.10 | 18,165,600.75 | 70,627,729.78 | 13,345,206.81 | 21,189,294.33 | 17,922,630.61 | 18,158,780.96 | 70,615,912.73 | 0.00 | 11,817.05 | 0.00 |
| PS | | 67,789,000.00 | 2,858,729.78 | 70,627,729.78 | 69,949,505.00 | 678,224.78 | 70,627,729.78 | 13,347,539.45 | 21,420,986.48 | 17,693,623.10 | 18,165,600.75 | 70,627,729.78 | 13,345,206.81 | 21,189,294.33 | 17,922,630.61 | 18,158,780.96 | 70,615,912.73 | 0.00 | 11,817.05 | 0.00 |
| Sub-Total II. Automatic Appropriations | | 67,789,000.00 | 2,858,729.78 | 70,627,729.78 | 69,949,505.00 | 678,224.78 | 70,627,729.78 | 13,347,539.45 | 21,420,986.48 | 17,693,623.10 | 18,165,600.75 | 70,627,729.78 | 13,345,206.81 | 21,189,294.33 | 17,922,630.61 | 18,158,780.96 | 70,615,912.73 | 0.00 | 11,817.05 | 0.00 |
| PS | | 67,789,000.00 | 2,858,729.78 | 70,627,729.78 | 69,949,505.00 | 678,224.78 | 70,627,729.78 | 13,347,539.45 | 21,420,986.48 | 17,693,623.10 | 18,165,600.75 | 70,627,729.78 | 13,345,206.81 | 21,189,294.33 | 17,922,630.61 | 18,158,780.96 | 70,615,912.73 | 0.00 | 11,817.05 | 0.00 |
| MOOE | | 0.00 | 0.00 | 0.00 | 0.00 | 0.00 | 0.00 | 0.00 | 0.00 | 0.00 | 0.00 | 0.00 | 0.00 | 0.00 | 0.00 | 0.00 | 0.00 | 0.00 | 0.00 | 0.00 |
| FinEx | | 0.00 | 0.00 | 0.00 | 0.00 | 0.00 | 0.00 | 0.00 | 0.00 | 0.00 | 0.00 | 0.00 | 0.00 | 0.00 | 0.00 | 0.00 | 0.00 | 0.00 | 0.00 | 0.00 |
| CO | | 0.00 | 0.00 | 0.00 | 0.00 | 0.00 | 0.00 | 0.00 | 0.00 | 0.00 | 0.00 | 0.00 | 0.00 | 0.00 | 0.00 | 0.00 | 0.00 | 0.00 | 0.00 | 0.00 |
| III. Special Purpose Fund | | 0.00 | 504,735,417.00 | 504,735,417.00 | 0.00 | 504,735,417.00 | 504,735,417.00 | 81,302,717.00 | 65,813,267.57 | 69,484,236.96 | 268,135,194.18 | 504,735,415.73 | 60,918,496.77 | 66,197,485.80 | 69,484,236.96 | 267,483,496.94 | 504,063,718.49 | 1.27 | 651,697.24 | 0.00 |
| Pension and Gratuity Fund | | 0.00 | 363,216,316.00 | 363,216,316.00 | 0.00 | 363,216,316.00 | 363,216,316.00 | 61,302,717.00 | 85,813,267.57 | 89,484,236.96 | 126,616,095.18 | 363,216,316.73 | 60,918,496.77 | 66,197,485.80 | 69,484,236.96 | 125,996,593.44 | 362,596,814.96 | 1.27 | 619,501.74 | 0.00 |
| PS | | 0.00 | 363,216,316.00 | 363,216,316.00 | 0.00 | 363,216,316.00 | 363,216,316.00 | 61,302,717.00 | 85,813,267.57 | 89,484,236.96 | 126,616,095.18 | 363,216,316.73 | 60,918,496.77 | 66,197,485.80 | 69,484,236.96 | 125,996,593.44 | 362,596,814.96 | 1.27 | 619,501.74 | 0.00 |
| For payment of Personnel Benefits | | 0.00 | 141,519,099.00 | 141,519,099.00 | 0.00 | 141,519,099.00 | 141,519,099.00 | 0.00 | 0.00 | 0.00 | 141,519,099.00 | 141,519,099.00 | 0.00 | 0.00 | 0.00 | 141,486,903.50 | 141,486,903.50 | 0.00 | 32,195.50 | 0.00 |
| PS | | 0.00 | 141,519,099.00 | 141,519,099.00 | 0.00 | 141,519,099.00 | 141,519,099.00 | 0.00 | 0.00 | 0.00 | 141,519,099.00 | 141,519,099.00 | 0.00 | 0.00 | 0.00 | 141,486,903.50 | 141,486,903.50 | 0.00 | 32,195.50 | 0.00 |
| Sub-Total III. Special Purpose Fund | | 0.00 | 504,735,417.00 | 504,735,417.00 | 0.00 | 504,735,417.00 | 504,735,417.00 | 81,302,717.00 | 65,813,267.57 | 69,484,236.96 | 268,135,194.18 | 504,735,415.73 | 60,918,496.77 | 66,197,485.80 | 69,484,236.96 | 267,483,496.94 | 504,063,718.49 | 1.27 | 651,697.24 | 0.00 |
| PS | | 0.00 | 504,735,417.00 | 504,735,417.00 | 0.00 | 504,735,417.00 | 504,735,417.00 | 81,302,717.00 | 65,813,267.57 | 69,484,236.96 | 268,135,194.18 | 504,735,415.73 | 60,918,496.77 | 66,197,485.80 | 69,484,236.96 | 267,483,496.94 | 504,063,718.49 | 1.27 | 651,697.24 | 0.00 |
| MOOE | | 0.00 | 0.00 | 0.00 | 0.00 | 0.00 | 0.00 | 0.00 | 0.00 | 0.00 | 0.00 | 0.00 | 0.00 | 0.00 | 0.00 | 0.00 | 0.00 | 0.00 | 0.00 | 0.00 |
| FinEx | | 0.00 | 0.00 | 0.00 | 0.00 | 0.00 | 0.00 | 0.00 | 0.00 | 0.00 | 0.00 | 0.00 | 0.00 | 0.00 | 0.00 | 0.00 | 0.00 | 0.00 | 0.00 | 0.00 |
| CO | | 0.00 | 0.00 | 0.00 | 0.00 | 0.00 | 0.00 | 0.00 | 0.00 | 0.00 | 0.00 | 0.00 | 0.00 | 0.00 | 0.00 | 0.00 | 0.00 | 0.00 | 0.00 | 0.00 |
| IV. Reversion of the Unobligated Allotments charged against R.A. Nos. 11465 and 11494 | | 0.00 | 0.00 | 0.00 | 0.00 | 0.00 | 0.00 | 0.00 | 0.00 | 0.00 | 0.00 | 0.00 | 0.00 | 0.00 | 0.00 | 0.00 | 0.00 | 0.00 | 0.00 | 0.00 |
| GRAND TOTAL | | 1,373,093,000.00 | 506,915,922.00 | 1,880,008,922.00 | 1,375,273,505.00 | 504,735,417.00 | 1,880,008,922.00 | 411,928,235.91 | 441,438,416.31 | 440,653,125.46 | 585,966,444.08 | 1,880,006,221.76 | 400,863,968.70 | 449,167,963.09 | 442,903,776.34 | 584,483,769.87 | 1,877,419,519.80 | 2,700.22 | 2,586,701.96 | 0.00 |
| PS | | 1,189,586,000.00 | 535,015,922.00 | 1,704,581,922.00 | 1,171,746,505.00 | 532,835,417.00 | 1,704,581,922.00 | 364,398,774.76 | 393,921,271.42 | 396,672,671.63 | 547,589,002.92 | 1,704,581,820.73 | 353,673,966.40 | 402,633,419.36 | 400,147,742.60 | 546,049,978.34 | 1,702,705,139.92 | 1.27 | 1,878,783.81 | 0.00 |
| MOOE | | 202,227,000.00 | (28,100,000.00) | 174,127,000.00 | 202,227,000.00 | (28,100,000.00) | 174,127,000.00 | 46,230,044.12 | 47,517,144.89 | 41,980,253.85 | 38,397,441.16 | 174,124,884.02 | 45,890,575.27 | 46,334,563.71 | 42,756,035.54 | 38,433,791.33 | 173,414,965.65 | 2,115.98 | 709,918.17 | 0.00 |
| CO | | 1,300,000.00 | 0.00 | 1,300,000.00 | 1,300,000.00 | 0.00 | 1,300,000.00 | 1,299,417.03 | 0.00 | 0.00 | 0.00 | 1,299,417.03 | 1,299,417.03 | 0.00 | 0.00 | 0.00 | 1,299,417.03 | 582.97 | 0.00 | 0.00 |
| Recapitulation by OO: | | | | | | | | | | | | | | | | | | | | |
| I. Agency Specific Budget | | 1,086,688,000.00 | (13,158,000.00) | 1,073,530,000.00 | 1,086,688,000.00 | (13,158,000.00) | 1,073,530,000.00 | 277,050,925.66 | 284,244,178.05 | 285,451,584.52 | 242,932,188.35 | 1,069,678,856.81 | 268,258,303.40 | 270,498,456.92 | 267,403,960.71 | 241,661,108.66 | 1,067,821,649.89 | 3,851,143.39 | 1,857,006.72 | 0.00 |
| LABOR ARBITRATION PROGRAM | | 1,086,688,000.00 | (13,158,000.00) | 1,073,530,000.00 | 1,086,688,000.00 | (13,158,000.00) | 1,073,530,000.00 | 277,050,925.66 | 284,244,178.05 | 285,451,584.52 | 242,932,188.35 | 1,069,678,856.81 | 268,258,303.40 | 270,498,456.92 | 267,403,960.71 | 241,661,108.66 | 1,067,821,649.89 | 3,851,143.39 | 1,857,006.72 | 0.00 |

This report was generated using the Unified Reporting System on January 30, 2023 12:51 PM version FAR 1.2.5; Status: SUBMITTED


Certified Correct:


 Daisee A. Tismo
 LAW Acting Head, Budget Unit
 Date: January 30, 2023


Certified Correct:


 Harold M. Carbo
 Chief Administrative Officer, Mgmt & Fiscal Div.
 Date: January 30, 2023

Recommending Approval:


 Elenita F. Cruz
 Director II, Mgmt. and Administrative Dept.
 Date: January 30, 2023

Approved: (By Authority of the Chairman)


 Elenita F. Cruz
 Labor Arbitrator/ Acting Exec. Clerk of Court IV
 Date: January 30, 2023

STATEMENT OF APPROPRIATIONS, ALLOTMENTS, OBLIGATIONS, DISBURSEMENTS AND BALANCES

As at the Quarter Ending December 31, 2022

Department : Department of Labor and Employment (DOLE)
 Agency/Entity : National Labor Relations Commission
 Operating Unit : Central Office
 Organization Code (UACS) : 16 004 0100000
 Fund Cluster : 01 Regular Agency Fund

| | |
|---|-----------------------------|
| | Current Year Appropriations |
| | Supplemental Appropriations |
| X | Continuing Appropriations |

(e.g. UACS Fund Cluster: 01-Regular Agency Fund, 02-Foreign Assisted Projects Fund, 03-Special Account-Locally Funded/Domestic Grants Fund, and 04-Special Account-Foreign Assisted/Foreign Grants Fund)

| Particulars | UACS CODE | Appropriations | | | Allotments | | Current Year Obligations | | | | | Current Year Disbursements | | | | | Balances | | | | |
|------------------------------------------------------|------------|---------------------------|---------------------------------------------|-------------------------|---------------------|---------------------------------------|---------------------------|-----------------------------|----------------------------|---------------------------------|--------------------------------|----------------------------|----------------------------|----------------------------|---------------------------------|--------------------------------|-------------------|---------------------------|------------------------|------------------------------------|------|
| | | Authorized Appropriations | Adjustments (Transfer To/From, Realignment) | Adjusted Appropriations | Allotments Received | Adjustments (Withdrawal, Realignment) | Adjusted Total Allotments | 1st Quarter Ending March 31 | 2nd Quarter Ending June 30 | 3rd Quarter Ending September 30 | 4th Quarter Ending December 31 | TOTAL | 1st Quarter Ending June 30 | 2nd Quarter Ending June 30 | 3rd Quarter Ending September 30 | 4th Quarter Ending December 31 | TOTAL | Unreleased Appropriations | Unobligated Allotments | Unpaid Obligations (15-20)=(23+24) | |
| | | 3 | 4 | 5=(3+4) | 6 | 7 | 10=[(6+(-)7)+8] | 11 | 12 | 13 | 14 | 15=[(11+12+13+14) | 16 | 17 | 18 | 19 | 20=[(16+17+18+19) | 21=(5-10) | 22=(10-15) | 23 | 24 |
| I Continuing Appropriations | | 142,580.00 | 2,770,477.80 | 2,913,057.80 | 37,000.00 | 2,876,057.80 | 2,913,057.80 | 897,840.00 | 19,000.00 | 1,910,485.00 | 0.00 | 2,827,325.00 | 897,840.00 | 19,000.00 | 1,910,485.00 | 0.00 | 2,827,325.00 | 0.00 | 85,732.60 | 0.00 | 0.00 |
| I Agency Specific Budget | | 142,580.00 | 2,770,477.80 | 2,913,057.80 | 37,000.00 | 2,876,057.80 | 2,913,057.80 | 897,840.00 | 19,000.00 | 1,910,485.00 | 0.00 | 2,827,325.00 | 897,840.00 | 19,000.00 | 1,910,485.00 | 0.00 | 2,827,325.00 | 0.00 | 85,732.60 | 0.00 | 0.00 |
| General Administration and Support | 1000000000 | 37,000.00 | 970,477.80 | 1,007,477.80 | 37,000.00 | 970,477.80 | 1,007,477.80 | 897,840.00 | 19,000.00 | 18,000.00 | 0.00 | 934,840.00 | 897,840.00 | 19,000.00 | 18,000.00 | 0.00 | 934,840.00 | 0.00 | 72,637.60 | 0.00 | 0.00 |
| General Management and Supervision | 1000001000 | 37,000.00 | 970,477.80 | 1,007,477.80 | 37,000.00 | 970,477.80 | 1,007,477.80 | 897,840.00 | 19,000.00 | 18,000.00 | 0.00 | 934,840.00 | 897,840.00 | 19,000.00 | 18,000.00 | 0.00 | 934,840.00 | 0.00 | 72,637.60 | 0.00 | 0.00 |
| MOOE | | 18,000.00 | 0.00 | 18,000.00 | 18,000.00 | 0.00 | 18,000.00 | 0.00 | 0.00 | 18,000.00 | 0.00 | 18,000.00 | 0.00 | 0.00 | 18,000.00 | 0.00 | 18,000.00 | 0.00 | 0.00 | 0.00 | 0.00 |
| CO | | 18,000.00 | 970,477.80 | 988,477.80 | 19,000.00 | 970,477.80 | 989,477.80 | 897,840.00 | 19,000.00 | 0.00 | 0.00 | 918,840.00 | 897,840.00 | 19,000.00 | 0.00 | 0.00 | 918,840.00 | 0.00 | 72,637.60 | 0.00 | 0.00 |
| Sub-Total, General Administration and Support | | 37,000.00 | 970,477.80 | 1,007,477.80 | 37,000.00 | 970,477.80 | 1,007,477.80 | 897,840.00 | 19,000.00 | 18,000.00 | 0.00 | 934,840.00 | 897,840.00 | 19,000.00 | 18,000.00 | 0.00 | 934,840.00 | 0.00 | 72,637.60 | 0.00 | 0.00 |
| PS | | 0.00 | 0.00 | 0.00 | 0.00 | 0.00 | 0.00 | 0.00 | 0.00 | 0.00 | 0.00 | 0.00 | 0.00 | 0.00 | 0.00 | 0.00 | 0.00 | 0.00 | 0.00 | 0.00 | 0.00 |
| MOOE | | 18,000.00 | 0.00 | 18,000.00 | 18,000.00 | 0.00 | 18,000.00 | 0.00 | 0.00 | 18,000.00 | 0.00 | 18,000.00 | 0.00 | 0.00 | 18,000.00 | 0.00 | 18,000.00 | 0.00 | 0.00 | 0.00 | 0.00 |
| FinEx (if Applicable) | | 0.00 | 0.00 | 0.00 | 0.00 | 0.00 | 0.00 | 0.00 | 0.00 | 0.00 | 0.00 | 0.00 | 0.00 | 0.00 | 0.00 | 0.00 | 0.00 | 0.00 | 0.00 | 0.00 | 0.00 |
| CO | | 18,000.00 | 970,477.80 | 988,477.80 | 19,000.00 | 970,477.80 | 989,477.80 | 897,840.00 | 19,000.00 | 0.00 | 0.00 | 918,840.00 | 897,840.00 | 19,000.00 | 0.00 | 0.00 | 918,840.00 | 0.00 | 72,637.60 | 0.00 | 0.00 |
| Operations | 3000000000 | 105,580.00 | 1,800,000.00 | 1,905,580.00 | 0.00 | 1,905,580.00 | 1,905,580.00 | 0.00 | 0.00 | 1,892,485.00 | 0.00 | 1,892,485.00 | 0.00 | 0.00 | 1,892,485.00 | 0.00 | 1,892,485.00 | 0.00 | 13,095.00 | 0.00 | 0.00 |
| OO : Due process in resolving labor disputes ensured | | 105,580.00 | 1,800,000.00 | 1,905,580.00 | 0.00 | 1,905,580.00 | 1,905,580.00 | 0.00 | 0.00 | 1,892,485.00 | 0.00 | 1,892,485.00 | 0.00 | 0.00 | 1,892,485.00 | 0.00 | 1,892,485.00 | 0.00 | 13,095.00 | 0.00 | 0.00 |
| LABOR ARBITRATION PROGRAM | | 105,580.00 | 1,800,000.00 | 1,905,580.00 | 0.00 | 1,905,580.00 | 1,905,580.00 | 0.00 | 0.00 | 1,892,485.00 | 0.00 | 1,892,485.00 | 0.00 | 0.00 | 1,892,485.00 | 0.00 | 1,892,485.00 | 0.00 | 13,095.00 | 0.00 | 0.00 |
| Resolution of Appealed Labor Cases | 3101001000 | 105,580.00 | 0.00 | 105,580.00 | 0.00 | 105,580.00 | 105,580.00 | 0.00 | 0.00 | 105,580.00 | 0.00 | 105,580.00 | 0.00 | 0.00 | 105,580.00 | 0.00 | 105,580.00 | 0.00 | 0.00 | 0.00 | 0.00 |
| CO | | 105,580.00 | 0.00 | 105,580.00 | 0.00 | 105,580.00 | 105,580.00 | 0.00 | 0.00 | 105,580.00 | 0.00 | 105,580.00 | 0.00 | 0.00 | 105,580.00 | 0.00 | 105,580.00 | 0.00 | 0.00 | 0.00 | 0.00 |
| Arbitration of Labor Cases | 3101001000 | 0.00 | 1,800,000.00 | 1,800,000.00 | 0.00 | 1,800,000.00 | 1,800,000.00 | 0.00 | 0.00 | 1,786,905.00 | 0.00 | 1,786,905.00 | 0.00 | 0.00 | 1,786,905.00 | 0.00 | 1,786,905.00 | 0.00 | 13,095.00 | 0.00 | 0.00 |
| CO | | 0.00 | 1,800,000.00 | 1,800,000.00 | 0.00 | 1,800,000.00 | 1,800,000.00 | 0.00 | 0.00 | 1,786,905.00 | 0.00 | 1,786,905.00 | 0.00 | 0.00 | 1,786,905.00 | 0.00 | 1,786,905.00 | 0.00 | 13,095.00 | 0.00 | 0.00 |
| Sub-Total, Operations | | 105,580.00 | 1,800,000.00 | 1,905,580.00 | 0.00 | 1,905,580.00 | 1,905,580.00 | 0.00 | 0.00 | 1,892,485.00 | 0.00 | 1,892,485.00 | 0.00 | 0.00 | 1,892,485.00 | 0.00 | 1,892,485.00 | 0.00 | 13,095.00 | 0.00 | 0.00 |
| PS | | 0.00 | 0.00 | 0.00 | 0.00 | 0.00 | 0.00 | 0.00 | 0.00 | 0.00 | 0.00 | 0.00 | 0.00 | 0.00 | 0.00 | 0.00 | 0.00 | 0.00 | 0.00 | 0.00 | 0.00 |
| MOOE | | 0.00 | 0.00 | 0.00 | 0.00 | 0.00 | 0.00 | 0.00 | 0.00 | 0.00 | 0.00 | 0.00 | 0.00 | 0.00 | 0.00 | 0.00 | 0.00 | 0.00 | 0.00 | 0.00 | 0.00 |
| FinEx (if Applicable) | | 0.00 | 0.00 | 0.00 | 0.00 | 0.00 | 0.00 | 0.00 | 0.00 | 0.00 | 0.00 | 0.00 | 0.00 | 0.00 | 0.00 | 0.00 | 0.00 | 0.00 | 0.00 | 0.00 | 0.00 |
| CO | | 105,580.00 | 1,800,000.00 | 1,905,580.00 | 0.00 | 1,905,580.00 | 1,905,580.00 | 0.00 | 0.00 | 1,892,485.00 | 0.00 | 1,892,485.00 | 0.00 | 0.00 | 1,892,485.00 | 0.00 | 1,892,485.00 | 0.00 | 13,095.00 | 0.00 | 0.00 |
| GRAND TOTAL | | 142,580.00 | 2,770,477.80 | 2,913,057.80 | 37,000.00 | 2,876,057.80 | 2,913,057.80 | 897,840.00 | 19,000.00 | 1,910,485.00 | 0.00 | 2,827,325.00 | 897,840.00 | 19,000.00 | 1,910,485.00 | 0.00 | 2,827,325.00 | 0.00 | 85,732.60 | 0.00 | 0.00 |
| PS | | 0.00 | 0.00 | 0.00 | 0.00 | 0.00 | 0.00 | 0.00 | 0.00 | 0.00 | 0.00 | 0.00 | 0.00 | 0.00 | 0.00 | 0.00 | 0.00 | 0.00 | 0.00 | 0.00 | 0.00 |
| MOOE | | 18,000.00 | 0.00 | 18,000.00 | 18,000.00 | 0.00 | 18,000.00 | 0.00 | 0.00 | 18,000.00 | 0.00 | 18,000.00 | 0.00 | 0.00 | 18,000.00 | 0.00 | 18,000.00 | 0.00 | 0.00 | 0.00 | 0.00 |
| FinEx (if Applicable) | | 0.00 | 0.00 | 0.00 | 0.00 | 0.00 | 0.00 | 0.00 | 0.00 | 0.00 | 0.00 | 0.00 | 0.00 | 0.00 | 0.00 | 0.00 | 0.00 | 0.00 | 0.00 | 0.00 | 0.00 |
| | | 124,580.00 | 2,770,477.80 | 2,895,057.80 | 19,000.00 | 2,876,057.80 | 2,895,057.80 | 897,840.00 | 19,000.00 | 1,892,485.00 | 0.00 | 2,809,325.00 | 897,840.00 | 19,000.00 | 1,892,485.00 | 0.00 | 2,809,325.00 | 0.00 | 85,732.60 | 0.00 | 0.00 |

This report was generated using the Unified Reporting System on January 30, 2023 10:18 AM version.FAR1.1.1 : Status : SUBMITTED


Certified Correct:


Daisee A. Tismo

LAA/ Acting Head, Budget Unit

Date: 30 January 2023


Certified Correct:


Harold M. Carbo
Chief Administrative Officer, Mgmt. & Fiscal Division
Date: 30 January 2023

Recommending Approval:


Elenita F. Cruz
Director II, Management & Admin. Dept.
Date: 30 January 2022

Approved: By Authority of the Chairman


Elenita F. Cruz
Labor Arbitr/ Acting Exec. Clerk of Court IV
Date 30 January 2023