

STATEMENT OF APPROPRIATIONS, ALLOTMENTS, OBLIGATIONS, DISBURSEMENTS AND BALANCES
As at the Quarter Ending June 30, 2022

Department : Department of Labor and Employment (DOLE)

Agency/Entity : National Labor Relations Commission

Operating Unit : Central Office

Organization Code (UACS) : 16 004 0100000

Fund Cluster : 01 Regular Agency Fund

X	Current Year Appropriations
	Supplemental Appropriations
	Continuing Appropriations

(e.g. UACS Fund Cluster: 01-Regular Agency Fund, 02-Foreign Assisted Projects Fund, 03-Special Account-Locally Funded/Domestic Grants Fund, and 04-Special Account-Foreign Assisted/Foreign Grants Fund)

Particulars	UACS CODE	Appropriations			Allotments			Current Year Obligations			Current Year Disbursements			Balances			
		Authorized Appropriations	Adjustments (Transfers/Modifications/Aggregations)	Adjusted Appropriations	Allotments Received	Adjustments (Reductions/Modifications/Aggregations)	Adjusted Total Allotments	1st Quarter Ending March 31	2nd Quarter Ending June 30	TOTAL	1st Quarter Ending March 31	2nd Quarter Ending June 30	TOTAL	Unreleased Appro	Unobligated Allotments	Unpaid Obligations(15-20)=(23+24)	
																Due and Demandable	Not Yet Due and Demandable
1	2	3	4	5=(3+4)	6	7	10=[(6+(-)7)-8+9]	11	12	15=(11+12+13+14)	16	17	20=(16+17+18+19)	21	22	23	24
Agency Specific Budget		1,305,324,000.00	0.00	1,305,324,000.00	1,305,324,000.00	0.00	1,305,324,000.00	337,277,979.46	349,992,531.73	680,970,511.19	326,600,283.12	357,269,552.43	683,869,835.55	0.00	618,350,486.91	3,100,875.64	0.00
General Administration and Support	10000000000000	218,836,000.00	0.00	218,836,000.00	218,836,000.00	0.00	218,836,000.00	60,227,053.77	85,448,353.68	145,075,407.45	58,341,978.72	86,771,095.51	145,113,073.23	0.00	72,980,592.55	582,332.22	0.00
General Management and Supervision	100000100001000	188,047,000.00	(11,279,798.79)	180,767,201.21	180,767,201.21	(11,279,798.79)	180,767,201.21	57,142,456.81	50,064,151.89	113,808,808.66	65,257,392.78	57,086,863.56	113,244,276.44	0.00	72,980,592.55	582,332.22	0.00
MOOE		110,329,000.00	(11,279,798.79)	98,049,201.21	110,329,000.00	(11,279,798.79)	98,049,201.21	33,885,418.45	34,109,382.61	67,794,799.06	31,995,628.40	35,770,268.68	67,720,093.00	0.00	31,251,408.15	68,700.00	0.00
MOOE		87,718,000.00	0.00	87,718,000.00	87,718,000.00	0.00	87,718,000.00	23,457,046.36	22,554,768.24	46,011,815.00	23,301,558.38	22,216,827.02	45,518,183.38	0.00	41,706,184.49	493,632.22	0.00
Administration of Personnel Benefits	100000100002000	20,589,000.00	11,279,798.79	31,868,798.79	20,589,000.00	11,279,798.79	31,868,798.79	3,084,598.88	28,784,201.83	31,868,798.79	3,084,598.88	28,784,201.83	31,868,798.79	0.00	0.00	0.00	0.00
PS		20,589,000.00	11,279,798.79	31,868,798.79	20,589,000.00	11,279,798.79	31,868,798.79	3,084,598.88	28,784,201.83	31,868,798.79	3,084,598.88	28,784,201.83	31,868,798.79	0.00	0.00	0.00	0.00
Sub-Total, General Administration and Support		218,836,000.00	0.00	218,836,000.00	218,836,000.00	0.00	218,836,000.00	60,227,053.77	85,448,353.68	145,075,407.45	58,341,978.72	86,771,095.51	145,113,073.23	0.00	72,980,592.55	582,332.22	0.00
PS		130,918,000.00	0.00	130,918,000.00	130,918,000.00	0.00	130,918,000.00	36,770,067.41	82,803,584.44	99,683,561.05	35,040,423.36	84,554,466.41	99,594,891.85	0.00	31,254,408.15	68,700.00	0.00
MOOE		87,718,000.00	0.00	87,718,000.00	87,718,000.00	0.00	87,718,000.00	23,457,046.36	22,554,768.24	46,011,815.00	23,301,558.38	22,216,827.02	45,518,183.38	0.00	41,706,184.49	493,632.22	0.00
FinEx (If Applicable)		0.00	0.00	0.00	0.00	0.00	0.00	0.00	0.00	0.00	0.00	0.00	0.00	0.00	0.00	0.00	0.00
CO		0.00	0.00	0.00	0.00	0.00	0.00	0.00	0.00	0.00	0.00	0.00	0.00	0.00	0.00	0.00	0.00
Operations	20000000000000	1,086,888,000.00	0.00	1,086,888,000.00	1,086,888,000.00	0.00	1,086,888,000.00	277,050,925.69	284,244,178.05	541,295,103.74	288,258,303.40	270,498,456.82	538,756,760.32	0.00	545,382,896.28	2,538,343.42	0.00
OO : Due process in resolving labor disputes ensured		1,086,888,000.00	0.00	1,086,888,000.00	1,086,888,000.00	0.00	1,086,888,000.00	277,050,925.69	284,244,178.05	541,295,103.74	288,258,303.40	270,498,456.82	538,756,760.32	0.00	545,382,896.28	2,538,343.42	0.00
LABOR ARBITRATION PROGRAM		1,086,888,000.00	0.00	1,086,888,000.00	1,086,888,000.00	0.00	1,086,888,000.00	277,050,925.69	284,244,178.05	541,295,103.74	288,258,303.40	270,498,456.82	538,756,760.32	0.00	545,382,896.28	2,538,343.42	0.00
Resolution of Appraised Labor Cases	310100100001000	317,800,000.00	0.00	317,800,000.00	317,800,000.00	0.00	317,800,000.00	98,977,328.22	98,885,815.82	197,862,942.14	90,460,748.82	107,057,107.28	197,547,856.10	0.00	119,737,057.66	315,086.01	0.00
PS		278,448,000.00	0.00	278,448,000.00	278,448,000.00	0.00	278,448,000.00	84,200,403.45	82,895,972.80	167,096,376.25	85,724,828.05	101,114,188.54	186,839,014.59	0.00	91,351,623.75	267,981.66	0.00
MOOE		39,152,000.00	0.00	39,152,000.00	39,152,000.00	0.00	39,152,000.00	4,776,922.77	5,089,843.12	10,766,505.89	4,785,922.77	5,842,818.74	10,708,841.51	0.00	28,385,434.11	57,724.38	0.00
Arbitration of Labor Cases	310100100002000	789,088,000.00	0.00	789,088,000.00	789,088,000.00	0.00	789,088,000.00	178,073,969.47	185,358,562.13	343,432,181.60	177,787,554.58	163,441,349.64	341,208,804.22	0.00	425,855,838.40	2,223,257.38	0.00
PS		692,431,000.00	0.00	692,431,000.00	692,431,000.00	0.00	692,431,000.00	158,778,107.45	148,365,829.80	305,163,937.05	158,845,041.41	145,268,331.69	303,811,373.10	0.00	387,287,082.85	1,292,583.95	0.00
MOOE		75,357,000.00	0.00	75,357,000.00	75,357,000.00	0.00	75,357,000.00	17,096,074.99	18,972,732.53	36,068,607.52	17,823,086.14	18,175,017.09	35,996,114.09	0.00	38,388,192.49	870,000.43	0.00
CO		1,300,000.00	0.00	1,300,000.00	1,300,000.00	0.00	1,300,000.00	1,299,417.03	0.00	1,299,417.03	1,299,417.03	0.00	1,299,417.03	0.00	582.87	0.00	0.00

This report was generated using the Unified Reporting System on 20/07/2022 16:06 version: FAR1.2.5 ; Status : SUBMITTED

Department : Department of Labor and Employment (DOLE)
 Agency/Entity : National Labor Relations Commission
 Operating Unit : Central Office
 Organization Code (UACS) : 16 004 0100000
 Fund Cluster : 01 Regular Agency Fund

X	Current Year Appropriations
	Supplemental Appropriations
	Continuing Appropriations

(e.g. UACS Fund Cluster: 01-Regular Agency Fund, 02-Foreign Assisted Projects Fund, 03-Special Account-Locally Funded/Domestic Grants Fund, and 04-Special Account-Foreign Assisted/Foreign Grants Fund)

Particulars	UACS CODE	Appropriations			Allotments			Current Year Obligations			Current Year Disbursements			Balances			
		Authorized Appropriations	Adjustments (Transfers To/From, Modifications/Augmentations)	Adjusted Appropriations	Allotments Received	Adjustments (Reductions, Modifications/Augmentations)	Adjusted Total Allotments	1st Quarter Ending March 31	2nd Quarter Ending June 30	TOTAL	1st Quarter Ending March 31	2nd Quarter Ending June 30	TOTAL	Unreleased Appro	Unobligated Allotments	Unpaid Obligations (15-20)=(23+24)	
																Due and Demandable	Not Yet Due and Demandable
1	2	3	4	5=(3+4)	6	7	10=[(6+(-)7)-8+9]	11	12	15=[11+12+13+14]	16	17	20=(16+17+18+19)	21	22	23	24
Sub-Total, Operations		1,066,688,000.00	0.00	1,066,688,000.00	1,080,088,000.00	0.00	1,086,688,000.00	277,050,925.69	264,244,178.05	541,295,103.74	268,258,303.40	270,498,456.92	538,756,760.32	0.00	545,392,890.26	2,538,340.42	0.00
PS		970,879,000.00	0.00	970,879,000.00	970,879,000.00	0.00	970,879,000.00	252,878,510.00	235,281,832.40	488,160,342.40	244,309,807.46	246,380,520.22	490,750,387.68	0.00	478,818,866.76	1,508,825.61	0.00
MOOE		114,509,000.00	0.00	114,509,000.00	114,509,000.00	0.00	114,509,000.00	22,772,907.76	24,962,375.65	47,735,373.41	22,589,018.81	24,117,936.69	46,706,955.50	0.00	66,773,629.59	1,026,417.81	0.00
FinEx (if Applicable)		0.00	0.00	0.00	0.00	0.00	0.00	0.00	0.00	0.00	0.00	0.00	0.00	0.00	0.00	0.00	0.00
CO		1,300,000.00	0.00	1,300,000.00	1,300,000.00	0.00	1,300,000.00	1,299,417.03	0.00	1,299,417.03	1,299,417.03	0.00	1,299,417.03	0.00	582.67	0.00	0.00
Sub-Total, I. Agency Specific Budget		1,305,324,000.00	0.00	1,305,324,000.00	1,305,324,000.00	0.00	1,305,324,000.00	337,277,979.46	349,692,531.73	686,970,511.19	329,600,263.12	357,269,552.43	686,869,815.55	0.00	618,353,468.61	3,100,675.64	0.00
PS		1,101,797,000.00	0.00	1,101,797,000.00	1,101,797,000.00	0.00	1,101,797,000.00	280,746,518.31	302,175,096.84	582,921,615.15	279,410,260.62	310,934,888.72	590,345,279.34	0.00	509,873,094.85	1,578,825.81	0.00
MOOE		202,227,000.00	0.00	202,227,000.00	202,227,000.00	0.00	202,227,000.00	46,230,044.12	47,517,144.89	93,747,189.01	45,890,575.27	46,334,563.71	92,225,138.98	0.00	108,479,810.98	1,522,050.03	0.00
FinEx (if Applicable)		0.00	0.00	0.00	0.00	0.00	0.00	0.00	0.00	0.00	0.00	0.00	0.00	0.00	0.00	0.00	0.00
CO		1,300,000.00	0.00	1,300,000.00	1,300,000.00	0.00	1,300,000.00	1,299,417.03	0.00	1,299,417.03	1,299,417.03	0.00	1,299,417.03	0.00	582.67	0.00	0.00
II. Automatic Appropriations		67,769,000.00	0.00	67,769,000.00	67,769,000.00	0.00	67,769,000.00	13,347,539.45	21,420,968.48	34,768,505.93	13,345,206.61	21,189,294.33	34,534,501.14	0.00	33,000,494.07	234,004.78	0.00
Specific Budgets of National Government Agencies		67,769,000.00	0.00	67,769,000.00	67,769,000.00	0.00	67,769,000.00	13,347,539.45	21,420,968.48	34,768,505.93	13,345,206.61	21,189,294.33	34,534,501.14	0.00	33,000,494.07	234,004.78	0.00
Retirement and Life Insurance Premiums		67,769,000.00	0.00	67,769,000.00	67,769,000.00	0.00	67,769,000.00	13,347,539.45	21,420,968.48	34,768,505.93	13,345,206.61	21,189,294.33	34,534,501.14	0.00	33,000,494.07	234,004.78	0.00
PS		67,769,000.00	0.00	67,769,000.00	67,769,000.00	0.00	67,769,000.00	13,347,539.45	21,420,968.48	34,768,505.93	13,345,206.61	21,189,294.33	34,534,501.14	0.00	33,000,494.07	234,004.78	0.00
Sub-Total II. Automatic Appropriations		67,769,000.00	0.00	67,769,000.00	67,769,000.00	0.00	67,769,000.00	13,347,539.45	21,420,968.48	34,768,505.93	13,345,206.61	21,189,294.33	34,534,501.14	0.00	33,000,494.07	234,004.78	0.00
PS		67,769,000.00	0.00	67,769,000.00	67,769,000.00	0.00	67,769,000.00	13,347,539.45	21,420,968.48	34,768,505.93	13,345,206.61	21,189,294.33	34,534,501.14	0.00	33,000,494.07	234,004.78	0.00
MOOE		0.00	0.00	0.00	0.00	0.00	0.00	0.00	0.00	0.00	0.00	0.00	0.00	0.00	0.00	0.00	0.00
FinEx		0.00	0.00	0.00	0.00	0.00	0.00	0.00	0.00	0.00	0.00	0.00	0.00	0.00	0.00	0.00	0.00
CO		0.00	0.00	0.00	0.00	0.00	0.00	0.00	0.00	0.00	0.00	0.00	0.00	0.00	0.00	0.00	0.00
III. Special Purpose Fund		0.00	183,530,716.00	183,530,716.00	183,530,716.00	0.00	183,530,716.00	61,302,717.00	74,197,245.58	135,499,962.58	60,818,498.77	74,581,463.61	135,499,962.58	0.00	48,030,753.42	0.00	0.00
Pension and Gratuity Fund		0.00	183,530,716.00	183,530,716.00	183,530,716.00	0.00	183,530,716.00	61,302,717.00	74,197,245.58	135,499,962.58	60,818,498.77	74,581,463.61	135,499,962.58	0.00	48,030,753.42	0.00	0.00
PS		0.00	183,530,716.00	183,530,716.00	183,530,716.00	0.00	183,530,716.00	61,302,717.00	74,197,245.58	135,499,962.58	60,818,498.77	74,581,463.61	135,499,962.58	0.00	48,030,753.42	0.00	0.00
Sub-Total III. Special Purpose Fund		0.00	183,530,716.00	183,530,716.00	183,530,716.00	0.00	183,530,716.00	61,302,717.00	74,197,245.58	135,499,962.58	60,818,498.77	74,581,463.61	135,499,962.58	0.00	48,030,753.42	0.00	0.00
PS		0.00	183,530,716.00	183,530,716.00	183,530,716.00	0.00	183,530,716.00	61,302,717.00	74,197,245.58	135,499,962.58	60,818,498.77	74,581,463.61	135,499,962.58	0.00	48,030,753.42	0.00	0.00
MOOE		0.00	0.00	0.00	0.00	0.00	0.00	0.00	0.00	0.00	0.00	0.00	0.00	0.00	0.00	0.00	0.00
FinEx		0.00	0.00	0.00	0.00	0.00	0.00	0.00	0.00	0.00	0.00	0.00	0.00	0.00	0.00	0.00	0.00
CO		0.00	0.00	0.00	0.00	0.00	0.00	0.00	0.00	0.00	0.00	0.00	0.00	0.00	0.00	0.00	0.00
IV. Reversion of the Unobligated Allotments charged against R.A. Nos. 11465 and 11464		0.00	0.00	0.00	0.00	0.00	0.00	0.00	0.00	0.00	0.00	0.00	0.00	0.00	0.00	0.00	0.00
GRAND TOTAL		1,373,993,000.00	183,530,716.00	1,558,623,716.00	1,373,093,000.00	183,530,716.00	1,558,623,716.00	411,928,215.01	445,310,740.79	857,238,970.70	400,983,988.79	453,040,310.57	853,904,299.27	0.00	699,364,738.30	3,334,880.43	0.00
PS		1,168,588,000.00	183,530,716.00	1,353,098,716.00	1,189,588,000.00	183,530,716.00	1,353,098,716.00	364,398,774.76	397,793,598.89	762,192,373.65	353,873,996.46	408,705,748.86	760,379,743.28	0.00	590,904,342.94	1,612,830.46	0.00
MOOE		202,227,000.00	0.00	202,227,000.00	202,227,000.00	0.00	202,227,000.00	46,230,044.12	47,517,144.89	93,747,189.01	45,890,575.27	46,334,563.71	92,225,138.98	0.00	108,479,810.98	1,522,050.03	0.00

This report was generated using the Unified Reporting System on 20/07/2022 16:09 version.FAR1.2.5 ; Status : SUBMITTED

Department : Department of Labor and Employment (DOLE)
 Agency/Entity : National Labor Relations Commission
 Operating Unit : Central Office
 Organization Code (UACS) : 16 004 0100000
 Fund Cluster : 01 Regular Agency Fund

Current Year Appropriations
 Supplemental Appropriations
 Continuing Appropriations

(e.g. UACS Fund Cluster: 01-Regular Agency Fund, 02-Foreign Assisted Projects Fund, 03-Special Account-Locally Funded/Domestic Grants Fund, and 04-Special Account-Foreign Assisted/Foreign Grants Fund)

Particulars	UACS CODE	Appropriations			Allotments			Current Year Obligations			Current Year Disbursements			Balances			
		Authorized Appropriations	Adjustments (Transfers To/From, Modifications/Augmentations)	Adjusted Appropriations	Allotments Received	Adjustments/Reductions, Modifications/Augmentations	Adjusted Total Allotments	1st Quarter Ending March 31	2nd Quarter Ending June 30	TOTAL	1st Quarter Ending March 31	2nd Quarter Ending June 30	TOTAL	Unreleased Appro	Unobligated Allotments	Unpaid Obligations(16-20)=(23+24)	
																Due and Demandable	Not Yet Due and Demandable
1	2	3	4	5=(3+4)	6	7	10=[(8+(-)7)-8+9]	11	12	15=(11+12+13+14)	16	17	20=(16+17+18+19)	21	22	23	24
GO		1,300,000.00	0.00	1,300,000.00	1,300,000.00	0.00	1,300,000.00	1,299,417.03	0.00	1,299,417.03	1,299,417.03	0.00	1,299,417.03	0.00	582.97	0.00	0.00
Recapitulation by OO:																	
Agency Specific Budget		1,086,688,000.00	0.00	1,086,688,000.00	1,086,688,000.00	0.00	1,086,688,000.00	277,050,925.69	264,244,178.05	541,295,103.74	268,258,393.40	270,498,458.92	538,756,760.32	0.00	545,382,898.28	2,538,343.42	0.00
LABOR ARBITRATION PROGRAM		1,086,688,000.00	0.00	1,086,688,000.00	1,086,688,000.00	0.00	1,086,688,000.00	277,050,925.69	264,244,178.05	541,295,103.74	268,258,393.40	270,498,458.92	538,756,760.32	0.00	545,382,898.28	2,538,343.42	0.00

Certified Correct:



DAISEE A. TISMO

LAA/ Acting Budget Officer

Date: 7/20/2022

Certified Correct:



KARL CHESTER E. BALATAY

Accountant IV

Date: 7/20/2022

Recommending Approval:




HAROLD M. CARBO

Chief Admin. Officer, Management and Fiscal Div.

Date: 7/20/2022

Approved:

By authority of the Chairman:



ELENITA F. CRUZ

Labor Arbitrer/Acting Exec. Clerk of Court

Date: 7/20/2022

STATEMENT OF APPROPRIATIONS, ALLOTMENTS, OBLIGATIONS, DISBURSEMENTS AND BALANCES
As at the Quarter Ending June 30, 2022

Department: Department of Labor and Employment (DOLE)

Agency: National Labor Relations Commission

Operating Unit: Central Office

Organization Code (UACS): 16 004 0100000


Fund Cluster: 01 Regular Agency Fund

(e.g. UACS Fund Cluster: 01-Regular Agency Fund, 02-Foreign Assisted Projects Fund, 03-Special Account-Locally Funded/Domestic Grants Fund, and 04-Special Account-Foreign Assisted/Foreign Grants Fund)


Current Year Appropriations
 Supplemental Appropriations
 Continuing Appropriations

Particulars	UACS CODE	Appropriations			Allotments		Current Year Obligations			Current Year Disbursements			Balances			
		Authorized Appropriations	Adjustments (Transfer To/From, Realignment)	Adjusted Appropriations	Allotments Received	Adjusted Total Allotments	1st Quarter Ending March 31	2nd Quarter Ending June 30	TOTAL	1st Quarter Ending March 31	2nd Quarter Ending June 30	TOTAL	Unreleased Appro	Unobligated Allotments	Unpaid Obligations	
		3	4	5=(3+4)	6	10=[(6+(-)7)-8+9]	11	12	16=(11+12+13+14)	15	17	20=(16+17+18+19)	21=[5-10]	22=(10-16)	23	24
I. Continuing Appropriations		37,216.96	2,676,057.60	2,913,274.56	2,913,274.56	2,913,274.56	0.00	2,356,475.00	2,356,475.00	0.00	2,356,475.00	2,356,475.00	0.00	556,799.56	0.00	0.00
I. Agency Specific Budget		37,216.96	2,676,057.60	2,913,274.56	2,913,274.56	2,913,274.56	0.00	2,356,475.00	2,356,475.00	0.00	2,356,475.00	2,356,475.00	0.00	556,799.56	0.00	0.00
General Administration and Support	1000000000000000	37,216.96	2,676,057.60	2,913,274.56	2,913,274.56	2,913,274.56	0.00	2,356,475.00	2,356,475.00	0.00	2,356,475.00	2,356,475.00	0.00	556,799.56	0.00	0.00
General Management and Supervision	100000100001000	37,216.96	2,676,057.60	2,913,274.56	2,913,274.56	2,913,274.56	0.00	2,356,475.00	2,356,475.00	0.00	2,356,475.00	2,356,475.00	0.00	556,799.56	0.00	0.00
MOOE		18,474.56	0.00	18,474.56	18,474.56	18,474.56	0.00	0.00	0.00	0.00	0.00	0.00	0.00	18,474.56	0.00	0.00
CO		18,742.40	2,676,057.60	2,894,800.00	2,894,800.00	2,894,800.00	0.00	2,356,475.00	2,356,475.00	0.00	2,356,475.00	2,356,475.00	0.00	538,325.00	0.00	0.00
Sub-Total, General Administration and Support		37,216.96	2,676,057.60	2,913,274.56	2,913,274.56	2,913,274.56	0.00	2,356,475.00	2,356,475.00	0.00	2,356,475.00	2,356,475.00	0.00	556,799.56	0.00	0.00
PR		0.00	0.00	0.00	0.00	0.00	0.00	0.00	0.00	0.00	0.00	0.00	0.00	0.00	0.00	0.00
MOOE		18,474.56	0.00	18,474.56	18,474.56	18,474.56	0.00	0.00	0.00	0.00	0.00	0.00	0.00	18,474.56	0.00	0.00
FinEx (if Applicable)		0.00	0.00	0.00	0.00	0.00	0.00	0.00	0.00	0.00	0.00	0.00	0.00	0.00	0.00	0.00
CO		18,742.40	2,676,057.60	2,894,800.00	2,894,800.00	2,894,800.00	0.00	2,356,475.00	2,356,475.00	0.00	2,356,475.00	2,356,475.00	0.00	538,325.00	0.00	0.00
GRAND TOTAL		37,216.96	2,676,057.60	2,913,274.56	2,913,274.56	2,913,274.56	0.00	2,356,475.00	2,356,475.00	0.00	2,356,475.00	2,356,475.00	0.00	556,799.56	0.00	0.00
PR		0.00	0.00	0.00	0.00	0.00	0.00	0.00	0.00	0.00	0.00	0.00	0.00	0.00	0.00	0.00
MOOE		18,474.56	0.00	18,474.56	18,474.56	18,474.56	0.00	0.00	0.00	0.00	0.00	0.00	0.00	18,474.56	0.00	0.00
FinEx (if Applicable)		0.00	0.00	0.00	0.00	0.00	0.00	0.00	0.00	0.00	0.00	0.00	0.00	0.00	0.00	0.00
CO		18,742.40	2,676,057.60	2,894,800.00	2,894,800.00	2,894,800.00	0.00	2,356,475.00	2,356,475.00	0.00	2,356,475.00	2,356,475.00	0.00	538,325.00	0.00	0.00

Certified Correct:


DANSEE A. TISMO
LAA Acting Budget Officer
Date: 7/20/2022

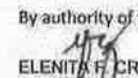
Certified Correct:


KARL CHESTER E. BALATAY
Accountant IV
Date: 7/20/2022

Recommending Approval


HAROLD M. CARBO
Chief Admin. Officer
Date: 7/20/2022

Approved:

By authority of the Chairman

ELENITA F. CRUZ
Labor Arbitrator Acting Exec. Clerk of Court IV
Date: 7/20/2022