

MONTHLY REPORT OF DISBURSEMENTS
For the month of January 2024

Department: Department of Labor and Employment (DOLE)
 Agency: National Labor Relations Commission
 Operating Unit: Central Office
 Organization Code: 16 004 0100000
 Fund Cluster: 01 Regular Agency Fund


Particulars	Current Year Budget					Prior Year's Budget											Trust Liabilities			Grand Total					Remarks				
	PS	MOOE	FinEx	CO	TOTAL	Prior Year's Accounts Payable					Current Year's Accounts Payable						SUB-TOTAL	PS	MO	CO	TOTAL	PS	MOOE	FinEx		CO	TOTAL		
						PS	MOOE	FinEx	CO	Sub-Total	PS	MO	FinEx	CO	Sub-Total	PS												MO	FinEx
	7	8	9	10	11=(7+8+9+10)	12	13	14	15	16	17=(11+16)	18=(6+17)	19	20	21	22=(19+20+21)	23	24	25	26	27=(23+24+25+26)	28							
CASH DISBURSEMENTS	81,217,539.52	19,700,933.88	-	-	100,918,473.40	14,370,995.14	580,229.25	-	-	14,951,224.39	-	-	-	-	-	14,951,224.39	115,869,697.79	-	-	-	-	-	-	95,588,534.66	20,281,163.13	-	-	-	115,869,697.79
Notice of Cash Allocation (NCA)	81,217,539.52	19,700,933.88	-	-	100,918,473.40	14,370,995.14	580,229.25	-	-	14,951,224.39	-	-	-	-	-	14,951,224.39	115,869,697.79	-	-	-	-	-	-	95,588,534.66	20,281,163.13	-	-	-	115,869,697.79
MDS Checks Issued	52,853,073.05	2,803,336.16	-	-	55,656,409.23	1,373,623.47	104,301.02	-	-	1,477,924.49	-	-	-	-	-	1,477,924.49	57,134,333.72	-	-	-	-	-	-	54,226,696.52	2,907,637.20	-	-	-	57,134,333.72
Advice to Debit Account	28,364,466.47	16,897,597.70	-	-	45,262,064.17	12,997,371.67	475,928.23	-	-	13,473,299.90	-	-	-	-	-	13,473,299.90	58,735,364.07	-	-	-	-	-	-	41,361,838.14	17,373,525.93	-	-	-	58,735,364.07
Notice of Transfer Allocations (NTA)	-	-	-	-	-	-	-	-	-	-	-	-	-	-	-	-	-	-	-	-	-	-	-	-	-	-	-	-	-
TOTAL CASH DISBURSEMENTS	81,217,539.52	19,700,933.88	-	-	100,918,473.40	14,370,995.14	580,229.25	-	-	14,951,224.39	-	-	-	-	-	14,951,224.39	115,869,697.79	-	-	-	-	-	-	95,588,534.66	20,281,163.13	-	-	-	115,869,697.79
NON-CASH DISBURSEMENTS	12,227,293.76	1,307,884.03	-	-	13,535,177.79	581.70	-	-	581.70	-	-	-	-	-	-	581.70	13,535,759.49	-	-	-	-	-	-	12,227,875.46	1,307,884.03	-	-	-	13,535,759.49
Tax Remittance Advices Issued (TRA)	12,227,293.76	1,307,884.03	-	-	13,535,177.79	581.70	-	-	581.70	-	-	-	-	-	-	581.70	13,535,759.49	-	-	-	-	-	-	12,227,875.46	1,307,884.03	-	-	-	13,535,759.49
TOTAL NON-CASH DISBURSEMENTS	12,227,293.76	1,307,884.03	-	-	13,535,177.79	581.70	-	-	581.70	-	-	-	-	-	-	581.70	13,535,759.49	-	-	-	-	-	-	12,227,875.46	1,307,884.03	-	-	-	13,535,759.49
GRAND TOTAL	93,444,833.28	21,008,817.91	-	-	114,453,651.19	14,371,576.84	580,229.25	-	-	14,951,806.09	-	-	-	-	-	14,951,806.09	129,405,457.28	-	-	-	-	-	-	107,816,410.12	21,589,047.16	-	-	-	129,405,457.28

SUMMARY


Particulars	Previous Report (1)	This Month (2)	As at Date (3)
Total Disbursement Authorities Received	-	173,652,536.49	173,652,536.49
NCA	-	160,116,777.00	160,116,777.00
NTA	-	-	-
Working Fund	-	-	-
TRA	-	13,535,759.49	13,535,759.49
CDC	-	-	-
NCAA	-	-	-
Less: Notice of Transfer of Allocations (NTA)* issued	-	-	-
Total Disbursement Authorities Available	-	173,652,536.49	173,652,536.49
Less:	-	-	-
Lapsed NCA	-	-	-
Disbursements	-	129,405,457.28	129,405,457.28
Less: Other Non-Cash Disbursements	-	-	-
Balance of Disbursement Authorities as at date	-	44,247,079.21	44,247,079.21
Total Disbursements Program	-	173,652,536.49	173,652,536.49
Less: *Actual Disbursements	-	129,405,457.28	129,405,457.28
(Over)/Under spending	-	44,247,079.21	44,247,079.21

Notes: * The use of NTA is discouraged
 Notes: ** Amounts should tally with the grand total disbursement (column 27).

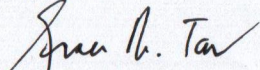
Certified Correct:


KARL CHESTER E. BALATAY
 Accountant IV
 Date 07 February 2024

Recommending Approval:


ELVIRA F. CRUZ
 Director II
 Date 07 February 2024

Approved:


GRACE E. MANQUIZ-TAN
 Chairperson
 Date 07 February 2024

