

STATEMENT OF APPROPRIATIONS, ALLOTMENTS, OBLIGATIONS, DISBURSEMENTS AND BALANCES
As at the Quarter Ending June 30, 2021

Department : Department of Labor and Employment (DOLE)
 Agency/Entity : National Labor Relations Commission
 Operating Unit : Central Office
 Organization Code : 16 004 0100000
 Fund Cluster : 01 Regular Agency Fund

X	Current Year
	Supplemental
	Continuing Appropriations

(e.g. UACS Fund Cluster: 01-Regular Agency Fund, 02-Foreign Assisted Projects Fund, 03-Special Account-Locally Funded/Domestic Grants Fund, and 04-Special Account-Foreign Assisted/Foreign Grants Fund)

Particulars	UACS CODE	Appropriations			Allotments					Current Year Obligations					Current Year Disbursements				Balances					
		Authorized Appropriations	Adjustments (Transfer To/From, Modifications/Augmentations)	Adjusted Appropriations	Allotments Received	Adjustments (Reductions, Modifications/Augmentations)	Transfer To	Transfer From	Adjusted Total Allotments	1st Quarter Ending March 31	2nd Quarter Ending June 30	3rd Quarter Ending Sept. 30	4th Quarter Ending Dec. 31	TOTAL	1st Quarter Ending March 31	2nd Quarter Ending June 30	3rd Quarter Ending Sept. 30	4th Quarter Ending Dec. 31	TOTAL	Unreleased Appro	Unobligated Allotments	Unpaid Obligations (15-20)=(23+24)		
		3	4	5=(3+4)	6	7	8	9	10=[(6+(-)7)-8+9]	11	12	13	14	15=(11+12+13+14)	16	17	18	19	20=(16+17+18+19)	21	22	Due and Demandable	Not Yet Due and Demandable	23
I. Agency Specific Budget		1,316,608,000	0.00	1,316,608,000.00	1,316,608,000.00	0.00	0.00	0.00	1,316,608,000.00	328,761,474.88	368,043,589.27	0.00	0.00	696,805,064.15	328,665,424.28	367,477,776.66	0.00	0.00	696,143,200.94	0.00	619,802,935.85	661,663.29	0.00	0.00
General Administration and Support	1000000000000000	222,561,000	(54,209.75)	222,506,790.25	222,561,000.00	(54,209.75)	0.00	0.00	222,506,790.25	59,235,883.48	68,362,947.84	0.00	0.00	127,598,831.32	59,207,957.55	68,289,137.03	0.00	0.00	127,497,094.58	0.00	94,907,958.93	101,736.74	0.00	0.00
General Management and Supervision	100000100001000	193,483,000	(54,209.75)	193,398,790.25	193,483,000.00	(54,209.75)	0.00	0.00	193,398,790.25	30,013,752.03	52,065,110.16	0.00	0.00	102,018,862.19	49,985,826.10	51,931,299.35	0.00	0.00	101,917,125.45	0.00	91,379,928.04	101,736.74	0.00	0.00
PS		107,471,000	0.00	107,471,000.00	107,471,000.00	0.00	0.00	0.00	107,471,000.00	28,075,238.55	34,357,346.94	0.00	0.00	62,432,585.54	28,075,238.55	34,355,370.17	0.00	0.00	62,430,608.72	0.00	45,038,414.46	1,976.82	0.00	0.00
MOOE		85,982,000	(54,209.75)	85,927,790.25	85,982,000.00	(54,209.75)	0.00	0.00	85,927,790.25	21,938,513.48	17,647,763.17	0.00	0.00	39,586,276.65	21,910,587.55	17,575,929.18	0.00	0.00	39,486,516.73	0.00	46,341,513.60	99,759.92	0.00	0.00
Administration of Personnel Benefits	100000100002000	29,108,000	0.00	29,108,000.00	29,108,000.00	0.00	0.00	0.00	29,108,000.00	9,222,131.45	16,357,837.68	0.00	0.00	25,579,969.13	9,222,131.45	16,357,837.68	0.00	0.00	25,579,969.13	0.00	3,528,030.87	0.00	0.00	0.00
PS		29,108,000	0.00	29,108,000.00	29,108,000.00	0.00	0.00	0.00	29,108,000.00	9,222,131.45	16,357,837.68	0.00	0.00	25,579,969.13	9,222,131.45	16,357,837.68	0.00	0.00	25,579,969.13	0.00	3,528,030.87	0.00	0.00	0.00
Sub-Total, General Administration and Support		222,561,000	(54,209.75)	222,506,790.25	222,561,000.00	(54,209.75)	0.00	0.00	222,506,790.25	59,235,883.48	68,362,947.84	0.00	0.00	127,598,831.32	59,207,957.55	68,289,137.03	0.00	0.00	127,497,094.58	0.00	94,907,958.93	101,736.74	0.00	0.00
PS		136,579,000	0.00	136,579,000.00	136,579,000.00	0.00	0.00	0.00	136,579,000.00	37,297,370.00	50,715,184.67	0.00	0.00	88,012,554.67	37,297,370.00	50,713,207.85	0.00	0.00	88,010,577.85	0.00	46,566,445.33	1,976.82	0.00	0.00
MOOE		85,982,000	(54,209.75)	85,927,790.25	85,982,000.00	(54,209.75)	0.00	0.00	85,927,790.25	21,938,513.48	17,647,763.17	0.00	0.00	39,586,276.65	21,910,587.55	17,575,929.18	0.00	0.00	39,486,516.73	0.00	46,341,513.60	99,759.92	0.00	0.00
FinEx (if Applicable)		-	0.00	0.00	0.00	0.00	0.00	0.00	0.00	0.00	0.00	0.00	0.00	0.00	0.00	0.00	0.00	0.00	0.00	0.00	0.00	0.00	0.00	0.00
CD		0.00	0.00	0.00	0.00	0.00	0.00	0.00	0.00	0.00	0.00	0.00	0.00	0.00	0.00	0.00	0.00	0.00	0.00	0.00	0.00	0.00	0.00	0.00
Operations	3000000000000000	1,094,047,000	54,209.75	1,094,101,209.75	1,094,047,000.00	54,209.75	0.00	0.00	1,094,101,209.75	269,525,591.40	299,680,641.43	0.00	0.00	569,206,232.83	269,457,666.65	299,188,639.63	0.00	0.00	568,646,306.28	0.00	524,894,976.92	559,926.55	0.00	0.00
OO : Due process in resolving labor		54,209.75	0.00	54,209.75	54,209.75	0.00	0.00	0.00	54,209.75	269,525,591.40	299,680,641.43	0.00	0.00	569,206,232.83	269,457,666.65	299,188,639.63	0.00	0.00	568,646,306.28	0.00	524,894,976.92	559,926.55	0.00	0.00
LABOR ARBITRATION PROGRAM		1,094,047,000	54,209.75	1,094,101,209.75	1,094,047,000.00	54,209.75	0.00	0.00	1,094,101,209.75	269,525,591.40	299,680,641.43	0.00	0.00	569,206,232.83	269,457,666.65	299,188,639.63	0.00	0.00	568,646,306.28	0.00	524,894,976.92	559,926.55	0.00	0.00
Resolution of Appealed Labor Cases	310100100001000	330,117,000	47,209.75	330,164,209.75	330,117,000.00	47,209.75	0.00	0.00	330,164,209.75	102,488,227.34	110,239,620.71	0.00	0.00	212,727,848.05	102,488,227.34	110,221,620.71	0.00	0.00	212,709,848.05	0.00	117,436,361.70	18,000.00	0.00	0.00
PS		290,983,000	0.00	290,983,000.00	290,983,000.00	0.00	0.00	0.00	290,983,000.00	98,638,287.65	105,822,859.65	0.00	0.00	204,461,147.30	98,638,287.65	105,822,859.65	0.00	0.00	204,461,147.30	0.00	86,521,852.70	0.00	0.00	0.00
MOOE		39,134,000	47,209.75	39,181,209.75	39,134,000.00	47,209.75	0.00	0.00	39,181,209.75	3,849,939.69	4,416,761.06	0.00	0.00	8,266,700.75	3,849,939.69	4,398,761.06	0.00	0.00	8,248,700.75	0.00	30,914,509.00	18,000.00	0.00	0.00
Arbitration of Labor Cases	310100100002000	763,930,000	7,000.00	763,937,000.00	763,930,000.00	7,000.00	0.00	0.00	763,937,000.00	167,037,364.06	189,441,020.72	0.00	0.00	356,478,384.78	166,969,439.31	188,967,018.92	0.00	0.00	355,936,458.23	0.00	407,458,615.22	541,926.55	0.00	0.00
PS		690,597,000	0.00	690,597,000.00	690,597,000.00	0.00	0.00	0.00	690,597,000.00	156,142,914.21	168,156,255.16	0.00	0.00	324,299,169.37	156,100,989.46	167,688,696.46	0.00	0.00	323,789,685.92	0.00	366,297,930.63	509,483.45	0.00	0.00
MOOE		73,333,000	7,000.00	73,340,000.00	73,333,000.00	7,000.00	0.00	0.00	73,340,000.00	10,894,448.85	21,284,765.56	0.00	0.00	32,178,215.41	10,868,449.85	21,278,322.44	0.00	0.00	32,146,772.31	0.00	41,160,784.59	32,443.10	0.00	0.00
Sub-Total, Operations		1,094,047,000	54,209.75	1,094,101,209.75	1,094,047,000.00	54,209.75	0.00	0.00	1,094,101,209.75	269,525,591.40	299,680,641.43	0.00	0.00	569,206,232.83	269,457,666.65	299,188,639.63	0.00	0.00	568,646,306.28	0.00	524,894,976.92	559,926.55	0.00	0.00
PS		981,580,000	0.00	981,580,000.00	981,580,000.00	0.00	0.00	0.00	981,580,000.00	254,781,201.88	273,979,114.81	0.00	0.00	528,760,316.67	254,739,277.11	273,511,556.11	0.00	0.00	528,250,833.22	0.00	452,819,683.33	509,483.45	0.00	0.00
MOOE		112,467,000	54,209.75	112,521,209.75	112,467,000.00	54,209.75	0.00	0.00	112,521,209.75	14,744,389.54	25,701,526.62	0.00	0.00	40,445,916.16	14,718,389.54	25,677,083.52	0.00	0.00	40,395,473.06	0.00	72,075,293.59	50,443.10	0.00	0.00
FinEx (if Applicable)		-	0.00	0.00	0.00	0.00	0.00	0.00	0.00	0.00	0.00	0.00	0.00	0.00	0.00	0.00	0.00	0.00	0.00	0.00	0.00	0.00	0.00	0.00
CD		0.00	0.00	0.00	0.00	0.00	0.00	0.00	0.00	0.00	0.00	0.00	0.00	0.00	0.00	0.00	0.00	0.00	0.00	0.00	0.00	0.00	0.00	0.00

Department : Department of Labor and Employment (DOLE)
 Agency/Entity : National Labor Relations Commission
 Operating Unit : Central Office
 Organization Code : 16 004 0100000
 Fund Cluster : 01 Regular Agency Fund

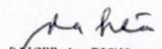
X	Current Year
	Supplemental
	Continuing Appropriations

(e.g. UACS Fund Cluster: 01-Regular Agency Fund, 02-Foreign Assisted Projects Fund, 03-Special Account-Locally Funded/Domestic Grants Fund, and 04-Special Account-Foreign Assisted/Foreign Grants Fund)

Particulars	UACS CODE	Appropriations			Allotments					Current Year Obligations					Current Year Disbursements					Balances				
		Authorized Appropriations	Adjustments (Transfer To/From, Modifications/Augmentations)	Adjusted Appropriations	Allotments Received	Adjustments (Reductions, Modifications/Augmentations)	Transfer To	Transfer From	Adjusted Total Allotments	1st Quarter Ending March 31	2nd Quarter Ending June 30	3rd Quarter Ending Sept. 30	4th Quarter Ending Dec. 31	TOTAL	1st Quarter Ending March 31	2nd Quarter Ending June 30	3rd Quarter Ending Sept. 30	4th Quarter Ending Dec. 31	TOTAL	Unreleased Appro	Unobligated Allotments	Unpaid Obligations (15-20) = (23+24)		
																						Due and Demandable	Not Yet Due and Demandable	
1	2	3	4	5=(3+4)	6	7	8	9	10=[(6+(-)7)-8+9]	11	12	13	14	15=(11+12+13+14)	16	17	18	19	20=(16+17+18+19)	21	22	23	24	
Sub-Total I. Agency Specific Budget		1,316,608,000.00	0.00	1,316,608,000.00	1,316,608,000.00	0.00	0.00	0.00	1,316,608,000.00	328,761,474.88	368,043,589.27	0.00	0.00	696,805,064.15	328,665,624.29	367,477,776.66	0.00	0.00	696,143,400.95	0.00	619,802,935.85	691,653.29	0.00	
PS		1,118,159,000.00	0.00	1,118,159,000.00	1,118,159,000.00	0.00	0.00	0.00	1,118,159,000.00	292,078,571.86	324,694,299.48	0.00	0.00	616,772,871.34	292,036,647.11	324,224,763.96	0.00	0.00	616,261,411.07	0.00	501,386,128.66	511,860.27	0.00	
MOOE		198,449,000.00	0.00	198,449,000.00	198,449,000.00	0.00	0.00	0.00	198,449,000.00	36,682,903.02	43,349,289.79	0.00	0.00	80,032,192.81	36,628,977.09	43,253,012.70	0.00	0.00	79,881,989.79	0.00	118,416,807.19	156,203.02	0.00	
FinEx (if Applicable)		0.00	0.00	0.00	0.00	0.00	0.00	0.00	0.00	0.00	0.00	0.00	0.00	0.00	0.00	0.00	0.00	0.00	0.00	0.00	0.00	0.00	0.00	
CD		0.00	0.00	0.00	0.00	0.00	0.00	0.00	0.00	0.00	0.00	0.00	0.00	0.00	0.00	0.00	0.00	0.00	0.00	0.00	0.00	0.00	0.00	
II. Automatic Appropriations		67,868,000.00	0.00	67,868,000.00	67,868,000.00	0.00	0.00	0.00	67,868,000.00	15,678,807.82	16,758,238.41	0.00	0.00	32,437,046.23	15,671,971.70	16,759,238.41	0.00	0.00	32,431,210.11	0.00	35,430,953.77	5,836.12	0.00	
Specific Budgets of National Government		67,868,000.00	0.00	67,868,000.00	67,868,000.00	0.00	0.00	0.00	67,868,000.00	15,678,807.82	16,758,238.41	0.00	0.00	32,437,046.23	15,671,971.70	16,759,238.41	0.00	0.00	32,431,210.11	0.00	35,430,953.77	5,836.12	0.00	
Retirement and Life Insurance Premiums		67,868,000.00	0.00	67,868,000.00	67,868,000.00	0.00	0.00	0.00	67,868,000.00	15,678,807.82	16,758,238.41	0.00	0.00	32,437,046.23	15,671,971.70	16,759,238.41	0.00	0.00	32,431,210.11	0.00	35,430,953.77	5,836.12	0.00	
PS		67,868,000.00	0.00	67,868,000.00	67,868,000.00	0.00	0.00	0.00	67,868,000.00	15,678,807.82	16,758,238.41	0.00	0.00	32,437,046.23	15,671,971.70	16,759,238.41	0.00	0.00	32,431,210.11	0.00	35,430,953.77	5,836.12	0.00	
MOOE		0.00	0.00	0.00	0.00	0.00	0.00	0.00	0.00	0.00	0.00	0.00	0.00	0.00	0.00	0.00	0.00	0.00	0.00	0.00	0.00	0.00	0.00	
FinEx		0.00	0.00	0.00	0.00	0.00	0.00	0.00	0.00	0.00	0.00	0.00	0.00	0.00	0.00	0.00	0.00	0.00	0.00	0.00	0.00	0.00	0.00	
CD		0.00	0.00	0.00	0.00	0.00	0.00	0.00	0.00	0.00	0.00	0.00	0.00	0.00	0.00	0.00	0.00	0.00	0.00	0.00	0.00	0.00	0.00	
III. Special Purpose Fund		107,389,745.00	0.00	107,389,745.00	107,389,745.00	0.00	0.00	0.00	107,389,745.00	64,080,679.00	42,461,100.00	0.00	0.00	106,541,779.00	64,080,679.00	42,461,100.00	0.00	0.00	106,541,779.00	0.00	847,966.00	0.00	0.00	
Pension and Gratuity Fund		107,389,745.00	0.00	107,389,745.00	107,389,745.00	0.00	0.00	0.00	107,389,745.00	64,080,679.00	42,461,100.00	0.00	0.00	106,541,779.00	64,080,679.00	42,461,100.00	0.00	0.00	106,541,779.00	0.00	847,966.00	0.00	0.00	
PS		107,389,745.00	0.00	107,389,745.00	107,389,745.00	0.00	0.00	0.00	107,389,745.00	64,080,679.00	42,461,100.00	0.00	0.00	106,541,779.00	64,080,679.00	42,461,100.00	0.00	0.00	106,541,779.00	0.00	847,966.00	0.00	0.00	
MOOE		0.00	0.00	0.00	0.00	0.00	0.00	0.00	0.00	0.00	0.00	0.00	0.00	0.00	0.00	0.00	0.00	0.00	0.00	0.00	0.00	0.00	0.00	
FinEx		0.00	0.00	0.00	0.00	0.00	0.00	0.00	0.00	0.00	0.00	0.00	0.00	0.00	0.00	0.00	0.00	0.00	0.00	0.00	0.00	0.00	0.00	
CD		0.00	0.00	0.00	0.00	0.00	0.00	0.00	0.00	0.00	0.00	0.00	0.00	0.00	0.00	0.00	0.00	0.00	0.00	0.00	0.00	0.00	0.00	
IV. Reversion of the Unobligated Allotments charged against R.A. Nos.		0.00	0.00	0.00	0.00	0.00	0.00	0.00	0.00	0.00	0.00	0.00	0.00	0.00	0.00	0.00	0.00	0.00	0.00	0.00	0.00	0.00	0.00	
GRAND TOTAL		1,384,476,000.00	107,389,745.00	1,491,865,745.00	1,384,476,000.00	107,389,745.00	0.00	0.00	1,491,865,745.00	408,520,951.70	427,262,927.68	0.00	0.00	835,783,879.38	408,418,274.90	428,698,115.07	0.00	0.00	835,116,389.97	0.00	650,081,855.62	667,499.41	0.00	
PS		1,186,027,000.00	107,389,745.00	1,293,416,745.00	1,186,027,000.00	107,389,745.00	0.00	0.00	1,293,416,745.00	371,838,058.68	383,913,637.89	0.00	0.00	755,751,696.57	371,789,297.81	383,445,102.37	0.00	0.00	755,234,400.18	0.00	537,665,048.43	517,296.39	0.00	
MOOE		198,449,000.00	0.00	198,449,000.00	198,449,000.00	0.00	0.00	0.00	198,449,000.00	36,682,903.02	43,349,289.79	0.00	0.00	80,032,192.81	36,628,977.09	43,253,012.70	0.00	0.00	79,881,989.79	0.00	118,416,807.19	150,203.02	0.00	
Recapitulation by OO:																								
I. Agency Specific Budget		1,094,047,000.00	54,209.75	1,094,101,209.75	1,094,047,000.00	54,209.75	0.00	0.00	1,094,101,209.75	269,525,591.40	299,680,641.43	0.00	0.00	569,206,232.83	269,457,666.65	299,188,639.63	0.00	0.00	568,646,306.28	0.00	524,894,976.92	559,926.55	0.00	
LABOR ARBITRATION PROGRAM		1,094,047,000.00	54,209.75	1,094,101,209.75	1,094,047,000.00	54,209.75	0.00	0.00	1,094,101,209.75	269,525,591.40	299,680,641.43	0.00	0.00	569,206,232.83	269,457,666.65	299,188,639.63	0.00	0.00	568,646,306.28	0.00	524,894,976.92	559,926.55	0.00	

This report was generated using the Unified Reporting System on 12/07/2021 04:36 version.FARI.2.5 ; Status : SUBMITTED


Prepared by:


 DAISEE A. TISMO
 LAA/Acting Budget Officer
 Date: 07/13/2021

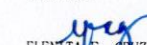


HAROLD M. CARBO
 Chief Administrative Officer, Mgt and Fiscal Division
 Date: 07/13/2021

Reviewed by:


 ELVIRA F. CRUZ
 Director II, Management and Administrative Department
 Date: 7/13/21

By authority of the
 Chairman


 ELENITA F. CRUZ
 Labor Arbitrator/Acting Executive Clerk of Court IV
 Date: 7/13/21