

SUMMARY OF APPROPRIATIONS, ALLOTMENTS, OBLIGATIONS, DISBURSEMENTS AND BALANCES BY OBJECT OF EXPENDITURES
As at the Quarter Ending December 31, 2024

Department : Department of Labor and Employment (DOLE)
 Agency/Entity : National Labor Relations Commission
 Operating Unit : Central Office
 Organization Code (UACS) : 16 004 010000
 Fund Cluster : 01 - Regular Agency Fund

X	Current Year Appropriations
	Supplemental Appropriations
	Continuing Appropriations

(e.g. UACS Fund Cluster: 01-Regular Agency Fund, 02-Foreign Assisted Projects Fund, 03-Special Account-Locally Funded/Domestic Grants Fund, and 04-Special Account-Foreign Assisted/Foreign Grants Fund)

Particulars	UACS CODE	Appropriations					Allotments					Obligations					Disbursements				Balances			
		Authorized Appropriations	Adjustments (Transfer To/From, Modifications/ Augmentations)	Adjusted Appropriations	Allotments Received	Adjustments (Reductions, Modifications/ Augmentations)	Transfer To	Transfer From	Adjusted Allotments	1st Quarter Ending March 31	2nd Quarter Ending June 30	3rd Quarter Ending September 30	4th Quarter Ending December 31	Total	1st Quarter Ending March 31	2nd Quarter Ending June 30	3rd Quarter Ending September 30	4th Quarter Ending December 31	Total	Unreleased Appropriations	Unobligated Allotments	Unpaid Obligations (15-20)/(21-24)		
		3	4	5	6	7	8	9	10	11	12	13	14	15	16	17	18	19	20	21	22	23	24	
SUMMARY		1,651,193,000.00	502,034,806.00	2,853,227,806.00	1,554,473,000.00	498,754,806.00	0.00	2,653,227,806.00	428,683,094.38	499,269,559.76	606,173,734.51	664,739,433.20	2,448,875,421.93	456,799,341.81	481,829,523.52	611,824,731.87	587,989,941.46	2,138,353,447.66	0.00	4,354,384.07	10,519,974.47	0.00		
A. AGENCY SPECIFIC BUDGET		1,476,356,000.00	0.00	1,476,356,000.00	1,476,356,000.00	0.00	0.00	1,476,356,000.00	370,576,731.74	397,024,785.23	381,371,667.51	327,225,376.50	1,476,208,562.30	338,589,306.21	385,580,751.97	388,806,958.12	549,087,280.81	1,465,944,278.11	0.00	147,437.80	10,214,284.99	0.00		
Personnel Services		1,164,380,000.00	33,314,000.00	1,197,694,000.00	1,164,380,000.00	33,314,000.00	0.00	1,197,694,000.00	280,372,717.23	333,338,079.23	314,463,496.39	345,161,854.85	1,197,693,847.40	255,637,770.82	325,521,428.98	321,973,611.87	290,858,413.97	1,194,888,424.72	0.00	162.40	3,605,422.38	0.00		
Salaries and Wages		854,633,000.00	(49,177,828.85)	815,455,171.15	854,633,000.00	(49,177,828.85)	0.00	815,455,171.15	238,279,695.39	224,845,888.44	214,063,873.40	78,264,781.52	815,455,018.75	281,654,637.63	218,334,272.12	281,654,637.63	100,869,728.06	814,285,179.83	0.00	162.40	1,069,838.92	0.00		
Salaries and Wages - Regular	5010101000	863,502,000.00	(48,754,104.41)	814,747,895.59	863,502,000.00	(48,754,104.41)	0.00	814,747,895.59	238,154,324.39	224,594,384.76	213,937,843.40	78,061,180.64	814,747,743.19	213,100,270.02	218,384,978.44	281,628,507.63	100,864,148.18	813,677,904.27	0.00	162.40	1,069,838.92	0.00		
Basic Salary - Civilian	5010101001	863,502,000.00	(48,754,256.81)	814,747,743.19	863,502,000.00	(48,754,256.81)	0.00	814,747,743.19	238,154,324.39	224,594,384.76	213,937,843.40	78,061,180.64	814,747,743.19	213,100,270.02	218,384,978.44	281,628,507.63	100,864,148.18	813,677,904.27	0.00	0.00	1,069,838.92	0.00		
Salaries and Wages - Casual/Contractual	5010102000	1,131,000.00	(423,724.44)	707,275.56	1,131,000.00	(423,724.44)	0.00	707,275.56	126,030.00	126,030.00	205,660.88	205,660.88	707,275.56	126,030.00	205,660.88	126,030.00	205,660.88	707,275.56	0.00	0.00	0.00	0.00		
Other Compensation		265,038,000.00	22,221,187.24	287,259,187.24	265,038,000.00	22,221,187.24	0.00	287,259,187.24	35,287,710.42	102,394,424.63	33,665,324.80	115,469,727.39	287,257,187.24	35,788,883.15	100,787,025.91	33,486,082.91	117,064,814.18	287,257,187.24	0.00	0.00	129,781.99	0.00		
Personal Economic Relief Allowance (PERA)	5010201000	27,480,000.00	(543,079.48)	26,936,920.52	27,480,000.00	(543,079.48)	0.00	26,936,920.52	6,587,892.42	7,899,590.73	7,377,778.61	5,071,658.76	26,936,920.52	6,578,165.15	6,908,659.25	7,790,164.64	5,638,793.35	26,916,782.39	0.00	0.00	20,138.13	0.00		
PERA - Civilian	5010201001	27,480,000.00	(543,079.48)	26,936,920.52	27,480,000.00	(543,079.48)	0.00	26,936,920.52	6,587,892.42	7,899,590.73	7,377,778.61	5,071,658.76	26,936,920.52	6,578,165.15	6,908,659.25	7,790,164.64	5,638,793.35	26,916,782.39	0.00	0.00	20,138.13	0.00		
Representation Allowance (RA)	5010203000	25,696,000.00	7,093,625.00	32,779,625.00	25,696,000.00	7,093,625.00	0.00	32,779,625.00	8,224,125.00	9,216,625.00	9,122,250.00	6,216,625.00	32,779,625.00	8,212,625.00	9,202,250.00	9,148,125.00	6,196,625.00	32,799,625.00	0.00	0.00	20,000.00	0.00		
Transportation Allowance (TA)	5010203001	25,696,000.00	5,062,750.00	30,748,750.00	25,696,000.00	5,062,750.00	0.00	30,748,750.00	7,811,625.00	8,852,125.00	8,497,250.00	5,787,750.00	30,748,750.00	7,800,125.00	8,837,750.00	8,523,125.00	5,767,750.00	30,728,750.00	0.00	0.00	20,000.00	0.00		
Transportation Allowance (TA)	5010203001	25,696,000.00	5,062,750.00	30,748,750.00	25,696,000.00	5,062,750.00	0.00	30,748,750.00	7,811,625.00	8,852,125.00	8,497,250.00	5,787,750.00	30,748,750.00	7,800,125.00	8,837,750.00	8,523,125.00	5,767,750.00	30,728,750.00	0.00	0.00	20,000.00	0.00		
Clothing/Uniform Allowance - Civilian	5010204000	6,870,000.00	7,987,000.00	14,857,000.00	6,870,000.00	7,987,000.00	0.00	14,857,000.00	7,518,000.00	12,000.00	7,000.00	350,000.00	7,987,000.00	7,511,000.00	119,000.00	7,000.00	301,000.00	7,938,000.00	0.00	0.00	49,000.00	0.00		
Clothing/Uniform Allowance - Civilian	5010204001	6,870,000.00	7,987,000.00	14,857,000.00	6,870,000.00	7,987,000.00	0.00	14,857,000.00	7,518,000.00	12,000.00	7,000.00	350,000.00	7,987,000.00	7,511,000.00	119,000.00	7,000.00	301,000.00	7,938,000.00	0.00	0.00	49,000.00	0.00		
Longevity Pay (LP)	5010212000	23,948,000.00	921,180.69	24,869,180.69	23,948,000.00	921,180.69	0.00	24,869,180.69	5,696,068.00	6,359,589.89	7,685,729.07	5,137,793.73	24,869,180.69	5,696,068.00	5,764,871.75	7,165,110.76	6,253,130.18	24,869,180.69	0.00	0.00	0.00	0.00		
Longevity Pay - Civilian	5010212001	23,948,000.00	921,180.69	24,869,180.69	23,948,000.00	921,180.69	0.00	24,869,180.69	5,696,068.00	6,359,589.89	7,685,729.07	5,137,793.73	24,869,180.69	5,696,068.00	5,764,871.75	7,165,110.76	6,253,130.18	24,869,180.69	0.00	0.00	0.00	0.00		
Overtime and Night Pay	5010213000	0.00	255,446.72	255,446.72	0.00	255,446.72	0.00	255,446.72	0.00	0.00	0.00	224,600.80	0.00	0.00	0.00	202,341.19	36,461.67	255,446.72	0.00	0.00	16,643.86	0.00		
Overtime Pay	5010213001	0.00	255,446.72	255,446.72	0.00	255,446.72	0.00	255,446.72	0.00	0.00	0.00	224,600.80	0.00	0.00	0.00	202,341.19	36,461.67	255,446.72	0.00	0.00	16,643.86	0.00		
Year End Bonus	5010214000	71,958,000.00	8,152,143.35	80,110,143.35	71,958,000.00	8,152,143.35	0.00	80,110,143.35	0.00	137,911.60	307,417.07	79,664,814.66	80,110,143.35	0.00	137,911.60	307,417.07	79,664,814.66	80,110,143.35	0.00	0.00	0.00	0.00		
Bonus - Civilian	5010214001	71,958,000.00	8,152,143.35	80,110,143.35	71,958,000.00	8,152,143.35	0.00	80,110,143.35	0.00	137,911.60	307,417.07	79,664,814.66	80,110,143.35	0.00	137,911.60	307,417.07	79,664,814.66	80,110,143.35	0.00	0.00	0.00	0.00		
Cash Gift	5010215000	5,725,000.00	(86,750.00)	5,638,250.00	5,725,000.00	(86,750.00)	0.00	5,638,250.00	0.00	2,500.00	10,500.00	5,625,250.00	5,638,250.00	0.00	2,500.00	10,500.00	5,625,250.00	5,638,250.00	0.00	0.00	0.00	0.00		
Cash Gift - Civilian	5010215001	5,725,000.00	(86,750.00)	5,638,250.00	5,725,000.00	(86,750.00)	0.00	5,638,250.00	0.00	2,500.00	10,500.00	5,625,250.00	5,638,250.00	0.00	2,500.00	10,500.00	5,625,250.00	5,638,250.00	0.00	0.00	0.00	0.00		
Mid-Year Bonus - Civilian	5010216000	71,958,000.00	360,370.96	72,318,370.96	71,958,000.00	360,370.96	0.00	72,318,370.96	0.00	70,014,082.41	332,799.25	1,971,489.30	72,318,370.96	0.00	70,014,082.41	332,799.25	1,971,489.30	72,318,370.96	0.00	0.00	0.00	0.00		
Mid-Year Bonus - Civilian	5010216001	71,958,000.00	360,370.96	72,318,370.96	71,958,000.00	360,370.96	0.00	72,318,370.96	0.00	70,014,082.41	332,799.25	1,971,489.30	72,318,370.96	0.00	70,014,082.41	332,799.25	1,971,489.30	72,318,370.96	0.00	0.00	0.00	0.00		
Other Bonuses and Allowances	5010298000	5,725,000.00	(111,500.00)	5,613,500.00	5,725,000.00	(111,500.00)	0.00	5,613,500.00	0.00	0.00	0.00	5,613,500.00	5,613,500.00	0.00	0.00	0.00	5,609,500.00	5,609,500.00	0.00	0.00	4,000.00	0.00		
Productivity Enhancement Incentive - Civilian	5010298012	5,725,000.00	(111,500.00)	5,613,500.00	5,725,000.00	(111,500.00)	0.00	5,613,500.00	0.00	0.00	0.00	5,613,500.00	5,613,500.00	0.00	0.00	0.00	5,609,500.00	5,609,500.00	0.00	0.00	4,000.00	0.00		
Personnel Benefit Contributions		17,785,000.00	4,177,229.06	21,962,229.06	17,785,000.00	4,177,229.06	0.00	21,962,229.06	4,042,847.80	5,475,438.84	6,524,279.65	5,919,661.57	21,962,229.06	4,042,247.80	5,475,039.34	6,522,472.89	5,776,289.71	21,817,860.44	0.00	0.00	145,178.62	0.00		
Pag-IBIG Contributions	5010302000	1,374,000.00	1,374,000.00	2,748,000.00	1,374,000.00	1,374,000.00	0.00	2,748,000.00	695,600.00	691,425.72	741,874.28	695,600.00	2,748,000.00	691,425.72	741,567.52	590,906.76	2,399,400.00	2,748,000.00	0.00	0.00	115,000.00	0.00		
Pag-IBIG - Civilian	5010302001	1,374,000.00	1,374,000.00	2,748,000.00	1,374,000.00	1,374,000.00	0.00	2,748,000.00	695,600.00	691,425.72	741,874.28	695,600.00	2,748,000.00	691,425.72	741,567.52	590,906.76	2,399,400.00	2,748,000.00	0.00	0.00	115,000.00	0.00		
PhilHealth Contributions	5010303000	15,037,000.00	3,059,020.34	18,096,020.34	15,037,000.00	3,059,020.34	0.00	18,096,020.34	3,359,247.90	4,404,614.22	5,419,305.37	4,912,852.85	18,096,020.34	3,359,247.90	4,404,614.22	4,884,274.23	18,067,441							

Department : Department of Labor and Employment (DOLE)
 Agency/Entity : National Labor Relations Commission
 Operating Unit : Central Office
 Organization Code (UACS) : 16 004 010000
 Fund Cluster : 01 - Regular Agency Fund
 (e.g. UACS Fund Cluster: 01-Regular Agency Fund, 02-Foreign Assisted Projects Fund, 03-Special Account-Locally Funded/Domestic Grants Fund, and 04-Special Account-Foreign Assisted/Foreign Grants Fund)

X	Current Year Appropriations
	Supplemental Appropriations
	Continuing Appropriations

Particulars	UACS CODE	Appropriations										Obligations				Disbursements				Balances			
		Authorized Appropriations	Adjustments (Transfer To/From, Modifications/Augmentations)	Adjusted Appropriations	Allocations Received	Adjustments (Reductions, Modifications/Augmentations)	Transfer To	Transfer From	Adjusted Allocations	1st Quarter Ending March 31	2nd Quarter Ending June 30	3rd Quarter Ending September 30	4th Quarter Ending December 31	Total	1st Quarter Ending March 31	2nd Quarter Ending June 30	3rd Quarter Ending September 30	4th Quarter Ending December 31	Total	Unreleased Appropriations	Unobligated Allotments	Unpaid Obligations (15-20) (23-24)	Not Yet Due and Demandable
		3	4	5	6	7	8	9	10	11	12	13	14	15	16	17	18	19	20	21	22	23	24
Office Supplies Expenses	5020301002	14,309,000.00	(614,907.45)	8,694,092.55	10,309,000.00	(614,907.45)	0.00	8,694,092.55	3,267,881.90	2,986,047.41	1,599,964.13	1,870,199.11	9,694,092.55	2,742,881.90	3,157,797.41	1,800,218.33	1,575,904.91	8,396,802.55	0.00	0.00	297,290.00	0.00	
Accountable Forms Expenses	5020302000	484,000.00	(194,106.72)	289,893.28	484,000.00	(194,106.72)	0.00	289,893.28	79,787.00	71,000.00	107,745.16	31,361.12	289,893.28	79,787.00	107,745.16	71,000.00	107,745.16	261,998.12	0.00	0.00	28,195.16	0.00	
Drugs and Medicines Expenses	5020307000	91,000.00	(73,694.75)	17,305.25	91,000.00	(73,694.75)	0.00	17,305.25	11,273.00	0.00	3,951.75	2,980.50	17,305.25	11,273.00	0.00	3,051.75	2,980.50	17,305.25	0.00	0.00	0.00	0.00	
Fuel, Oil and Lubricants Expenses	5020306000	1,677,000.00	(1,641,620.63)	3,918,620.63	1,677,000.00	(1,641,620.63)	0.00	3,918,620.63	578,869.02	839,021.63	774,868.19	1,125,821.78	3,918,620.63	565,868.02	813,021.63	769,648.46	909,429.98	3,057,969.09	0.00	0.00	262,631.54	0.00	
Textbooks and Instructional Materials Expenses	5020311000	253,000.00	(253,000.00)	0.00	253,000.00	(253,000.00)	0.00	0.00	0.00	0.00	0.00	0.00	0.00	0.00	0.00	0.00	0.00	0.00	0.00	0.00	0.00	0.00	
Textbooks and Instructional Materials Expenses	5020311001	253,000.00	(253,000.00)	0.00	253,000.00	(253,000.00)	0.00	0.00	0.00	0.00	0.00	0.00	0.00	0.00	0.00	0.00	0.00	0.00	0.00	0.00	0.00	0.00	
Other Supplies and Materials Expenses	5020308000	3,666,000.00	(1,969,319.67)	5,635,319.67	3,666,000.00	(1,969,319.67)	0.00	5,635,319.67	2,115,466.40	827,103.96	1,204,139.04	1,388,617.27	5,635,319.67	2,070,476.60	972,099.96	1,204,139.04	1,112,824.72	5,359,534.12	0.00	0.00	275,785.55	0.00	
Utility Expenses		28,622,000.00	(11,466,193.24)	17,161,806.76	28,622,000.00	(11,466,193.24)	0.00	17,161,806.76	4,154,800.83	5,275,773.98	3,640,592.28	4,490,637.67	17,161,806.76	4,154,800.83	5,275,773.98	4,490,637.67	2,443,700.69	15,984,914.57	0.00	0.00	1,178,892.19	0.00	
Water Expenses	5020401000	6,412,000.00	(4,964,276.40)	6,412,000.00	6,412,000.00	(4,964,276.40)	0.00	1,417,723.60	356,624.04	417,274.70	269,080.77	374,706.09	1,417,723.60	356,624.04	417,274.70	269,080.77	255,713.08	1,298,730.59	0.00	0.00	118,993.01	0.00	
Electricity Expenses	5020402000	22,210,000.00	(6,465,916.64)	15,744,083.36	22,210,000.00	(6,465,916.64)	0.00	15,744,083.36	3,798,138.79	4,856,498.28	3,265,686.19	15,744,083.36	3,798,138.79	4,856,498.28	3,265,686.19	15,744,083.36	3,265,686.19	14,688,163.98	0.00	0.00	175,236.78	0.00	
Communication Expenses		57,357,000.00	(34,588,358.01)	20,768,641.99	57,357,000.00	(34,588,358.01)	0.00	20,768,641.99	4,417,660.62	5,942,676.38	4,584,747.71	5,804,186.51	20,768,641.99	4,349,120.37	6,017,916.73	4,531,831.67	5,837,860.94	19,934,129.61	0.00	0.00	1,057,899.16	0.00	
Postage and Courier Services	5020501000	42,695,000.00	(28,181,464.77)	13,513,535.23	42,695,000.00	(28,181,464.77)	0.00	13,513,535.23	2,689,641.64	4,324,210.52	3,648,685.28	13,513,535.23	2,689,641.64	4,324,210.52	3,648,685.28	3,821,458.80	2,207,987.01	12,964,319.70	0.00	0.00	570.77	0.00	
Telephone Expenses	5020502000	5,320,000.00	(936,648.14)	4,383,351.86	5,320,000.00	(936,648.14)	0.00	4,383,351.86	1,050,145.26	967,718.40	1,061,086.66	1,295,362.55	4,383,351.86	982,343.91	1,043,158.75	2,860,427.02	3,080,040.52	12,964,319.70	0.00	0.00	570.77	0.00	
Mobile	5020503001	4,475,000.00	(1,504,430.94)	2,970,569.06	4,475,000.00	(1,504,430.94)	0.00	2,970,569.06	534,000.22	685,416.18	751,712.78	1,009,378.88	2,970,569.06	496,900.22	700,476.18	737,600.78	863,691.86	11,893,019.00	0.00	0.00	1,410,846.02	0.00	
Landline	5020502002	845,000.00	(569,782.80)	1,413,782.80	845,000.00	(569,782.80)	0.00	1,413,782.80	526,184.04	302,242.22	309,373.87	275,967.67	1,413,782.80	485,743.69	340,682.57	309,373.87	273,048.89	11,893,019.00	0.00	0.00	172,300.00	0.00	
Internet Subscription Expenses	5020503000	5,342,000.00	(6,471,245.10)	2,870,754.90	5,342,000.00	(6,471,245.10)	0.00	2,870,754.90	677,234.72	650,147.46	673,234.04	870,138.66	2,870,754.90	677,234.72	650,147.46	634,228.40	811,062.65	2,772,694.23	0.00	0.00	86,060.67	0.00	
Confidential, Intelligence and Extraordinary		25,821,000.00	2,478,846.96	28,299,846.96	25,821,000.00	2,478,846.96	0.00	28,299,846.96	6,023,902.60	7,179,322.70	6,525,969.88	8,541,645.78	28,299,846.96	5,790,452.68	7,230,033.38	6,722,710.23	6,326,224.73	28,069,419.91	0.00	0.00	230,427.05	0.00	
Extraordinary and Miscellaneous Expenses	5021003000	25,821,000.00	2,478,846.96	28,299,846.96	25,821,000.00	2,478,846.96	0.00	28,299,846.96	6,023,902.60	7,179,322.70	6,525,969.88	8,541,645.78	28,299,846.96	5,790,452.68	7,230,033.38	6,722,710.23	6,326,224.73	28,069,419.91	0.00	0.00	230,427.05	0.00	
Professional Services		5,924,000.00	(1,048,509.25)	4,875,490.75	5,924,000.00	(1,048,509.25)	0.00	4,875,490.75	308,363.07	308,363.07	3,143,111.62	4,875,490.75	351,664.52	1,071,351.54	3,143,111.62	4,875,490.75	0.00	4,875,490.75	0.00	0.00	0.00	0.00	
Legal Services	5021101000	830,000.00	(431,350.00)	398,650.00	830,000.00	(431,350.00)	0.00	398,650.00	500.00	2,150.00	85,000.00	86,500.00	398,650.00	11,000.00	500.00	2,150.00	85,000.00	398,650.00	0.00	0.00	0.00	0.00	
Consultancy Services	5021103000	5,094,000.00	(617,159.25)	4,776,840.75	5,094,000.00	(617,159.25)	0.00	4,776,840.75	340,464.52	308,463.07	1,069,801.54	3,058,111.62	4,776,840.75	340,464.52	308,463.07	1,069,801.54	3,058,111.62	4,776,840.75	0.00	0.00	0.00	0.00	
ICT Consultancy Services	5021103011	5,094,000.00	(617,159.25)	4,776,840.75	5,094,000.00	(617,159.25)	0.00	4,776,840.75	340,464.52	308,463.07	1,069,801.54	3,058,111.62	4,776,840.75	340,464.52	308,463.07	1,069,801.54	3,058,111.62	4,776,840.75	0.00	0.00	0.00	0.00	
General Services		19,801,000.00	2,336,112.48	23,037,112.48	19,801,000.00	2,336,112.48	0.00	23,037,112.48	3,835,114.43	7,348,112.48	6,201,284.34	5,751,112.48	19,801,000.00	3,835,112.48	7,348,112.48	6,201,284.34	5,751,112.48	19,801,000.00	0.00	0.00	1,194,891.88	0.00	
Janitorial Services	5021202000	4,956,000.00	(68,672.71)	4,887,327.29	4,956,000.00	(68,672.71)	0.00	4,887,327.29	418,676.34	1,270,284.34	1,220,421.08	1,980,645.53	4,887,327.29	418,676.34	1,270,284.34	1,220,421.08	1,980,645.53	4,887,327.29	0.00	0.00	0.00	0.00	
Security Services	5021203000	8,166,000.00	1,166,053.13	9,332,053.13	8,166,000.00	1,166,053.13	0.00	9,332,053.13	1,527,071.44	3,241,792.16	2,980,306.05	3,415,883.48	9,332,053.13	1,527,071.44	3,241,792.16	2,980,306.05	3,415,883.48	9,332,053.13	0.00	0.00	1,089,874.40	0.00	
Other General Services	5021296000	4,680,000.00	2,120,732.06	6,800,732.06	4,680,000.00	2,120,732.06	0.00	6,800,732.06	1,889,363.65	2,736,033.42	2,000,369.21	174,996.78	6,800,732.06	1,889,363.65	2,736,033.42	2,000,369.21	174,996.78	6,800,732.06	0.00	0.00	100,591.48	0.00	
Other General Services	5021296999	4,680,000.00	2,120,732.06	6,800,732.06	4,680,000.00	2,120,732.06	0.00	6,800,732.06	1,889,363.65	2,736,033.42	2,000,369.21	174,996.78	6,800,732.06	1,889,363.65	2,736,033.42	2,000,369.21	174,996.78	6,800,732.06	0.00	0.00	100,591.48	0.00	
Repairs and Maintenance		8,895,000.00	(2,147,048.16)	6,747,951.84	8,895,000.00	(2,147,048.16)	0.00	6,747,951.84	317,889.21	898,636.79	2,665,126.49	3,656,701.36	6,747,951.84	317,889.21	799,964.25	2,665,126.49	3,656,701.36	6,747,951.84	0.00	0.00	31,263.28	0.00	
Repairs and Maintenance - Buildings and Other	5021304000	4,374,000.00	(62,610.55)	4,311,389.45	4,374,000.00	(62,610.55)	0.00	4,311,389.45	0.00	105,290.00	1,134,115.82	3,187,204.63	4,311,389.45	0.00	105,290.00	1,134,115.82	3,187,204.63	4,311,389.45	0.00	0.00	0.00	0.00	
Buildings	5021304011	4,374,000.00	(62,610.55)	4,311,389.45	4,374,000.00	(62,610.55)	0.00	4,311,389.45	0.00	105,290.00	1,134,115.82	3,187,204.63	4,311,389.45	0.00	105,290.00	1,134,115.82	3,187,204.63	4,311,389.45	0.00	0.00	0.00	0.00	
Repairs and Maintenance - Machinery and	5021305000	2,801,000.00	(1,600,967.25)	1,200,032.75	2,801,000.00	(1,600,967.25)	0.00	1,200,032.75	137,454.84	160,733.60	776,991.70	1,222,862.71	1,200,032.75	137,454.84	160,733.60	776,991.70	1,222,862.71	1,200,032.75	0.00	0.00	0.00	0.00	
Information Equipment	5021305002	476,000.00	(101,602.95)	374,397.05	476,000.00	(101,602.95)	0.00	374,397.05	87,865.84	119,126.50	70,822.00	96,562.71	374,397.05	87,865.84	119,126.50	70,822.00	96,562.71	374,397.05	0.00	0.00	0.00	0.00	
Information and Communication Technology Equipment	5021305003	2,325,000.00	(1,499,364.30)	825,645.75	2,325,000.00	(1,499,364.30)	0.00	825,645.75	49,589.00	41,607.10	708,												

Department : Department of Labor and Employment (DOLE)
 Agency/Entity : National Labor Relations Commission
 Operating Unit : Central Office
 Organization Code (UACS) : 16 004 0100000
 Fund Cluster : 01 - Regular Agency Fund
 (e.g. UACS Fund Cluster: 01-Regular Agency Fund, 02-Foreign Assisted Projects Fund, 03-Special Account-Locally Funded/Domestic Grants Fund, and 04-Special Account-Foreign Assisted/Foreign Grants Fund)

X Current Year Appropriations
 Supplemental Appropriations
 Continuing Appropriations

Particulars	UACS CODE	Appropriations				Allotments				Obligations					Disbursements				Balances					
		Authorized Appropriations	Adjustments (Transfer To/From, Modifications/Augmentations)	Adjusted Appropriations	Allotments Received	Adjustments (Reductions, Modifications/Augmentations)	Transfer To	Transfer From	Adjusted Allotments	1st Quarter Ending March 31	2nd Quarter Ending June 30	3rd Quarter Ending September 30	4th Quarter Ending December 31	Total	1st Quarter Ending March 31	2nd Quarter Ending June 30	3rd Quarter Ending September 30	4th Quarter Ending December 31	Total	Unreleased Appropriations	Unobligated Allotments	Unpaid Obligations (16-20)+(21-24)		
																						Due and Demandable	Not Yet Due and Demandable	
1	2	3	4	5	6	7	8	9	10=(6)+(7)-(8)+(9)	11	12	13	14	15=(11)+(12)+(13)+(14)	16	17	18	19	20=(16)+(17)+(18)+(19)	21=(5)-(10)	22=(10)-(15)	23	24	
Property, Plant and Equipment Outlay		38,048,000.00	0.00	38,048,000.00	38,048,000.00	0.00	0.00	0.00	38,048,000.00	23,870,636.00	1,007,000.00	9,914,000.00	3,175,742.00	37,967,378.00	23,870,636.00	1,007,000.00	9,914,000.00	3,175,742.00	37,967,378.00	0.00	0.00	0.00	0.00	0.00
Machinery and Equipment Outlay	5060405000	11,388,000.00	0.00	11,388,000.00	11,388,000.00	0.00	0.00	0.00	11,388,000.00	476,000.00	1,007,000.00	9,914,000.00	0.00	11,397,000.00	476,000.00	1,007,000.00	9,914,000.00	0.00	11,397,000.00	0.00	0.00	400.00	0.00	0.00
Information and Communication Technology Equipment	5060405003	11,388,000.00	0.00	11,388,000.00	11,388,000.00	0.00	0.00	0.00	11,388,000.00	476,000.00	1,007,000.00	9,914,000.00	0.00	11,397,000.00	476,000.00	1,007,000.00	9,914,000.00	0.00	11,397,000.00	0.00	0.00	400.00	0.00	0.00
Transportation Equipment Outlay	5060406000	26,650,000.00	0.00	26,650,000.00	26,650,000.00	0.00	0.00	0.00	26,650,000.00	23,394,636.00	0.00	0.00	3,175,742.00	26,570,378.00	23,394,636.00	0.00	0.00	3,175,742.00	26,570,378.00	0.00	0.00	0.00	0.00	0.00
Motor Vehicles	5060406001	26,650,000.00	0.00	26,650,000.00	26,650,000.00	0.00	0.00	0.00	26,650,000.00	23,394,636.00	0.00	0.00	3,175,742.00	26,570,378.00	23,394,636.00	0.00	0.00	3,175,742.00	26,570,378.00	0.00	0.00	0.00	0.00	0.00
Intangible Assets Outlay	6,040,000.00	0.00	6,040,000.00	6,040,000.00	0.00	0.00	0.00	0.00	6,040,000.00	2,788,800.00	996,900.00	1,596,850.00	590,637.37	6,973,287.37	2,788,800.00	996,900.00	1,596,850.00	590,637.37	6,973,287.37	0.00	0.00	66,692.63	290,967.37	0.00
Computer Software	50609C0000	6,040,000.00	0.00	6,040,000.00	6,040,000.00	0.00	0.00	0.00	6,040,000.00	2,788,800.00	996,900.00	1,596,850.00	590,637.37	6,973,287.37	2,788,800.00	996,900.00	1,596,850.00	590,637.37	6,973,287.37	0.00	0.00	66,692.63	290,967.37	0.00
B. AUTOMATIC APPROPRIATIONS		74,827,000.00	3,280,000.00	78,117,000.00	78,117,000.00	0.00	0.00	0.00	78,117,000.00	13,873,466.26	20,806,129.73	20,070,963.40	13,166,294.34	73,916,853.73	13,866,439.24	20,807,166.78	19,780,339.00	19,210,918.31	73,664,853.00	0.00	4,206,946.27	245,199.83	0.00	0.00
Retirement and Life Insurance Premiums		74,827,000.00	3,280,000.00	78,117,000.00	78,117,000.00	0.00	0.00	0.00	78,117,000.00	13,873,466.26	20,806,129.73	20,070,963.40	13,166,294.34	73,916,853.73	13,866,439.24	20,807,166.78	19,780,339.00	19,210,918.31	73,664,853.00	0.00	4,206,946.27	245,199.83	0.00	0.00
C. SPECIAL PURPOSE FUNDS		0.00	498,754,806.00	498,754,806.00	0.00	498,754,806.00	0.00	0.00	498,754,806.00	104,243,496.36	71,441,643.80	104,243,496.36	71,441,643.80	218,237,682.26	498,754,806.00	218,237,682.26	25,954,974.14	23,114,105.34	93,255,874.30	0.00	0.00	60,490.55	0.00	0.00
Miscellaneous Personnel Benefits Fund		0.00	498,754,806.00	498,754,806.00	0.00	498,754,806.00	0.00	0.00	498,754,806.00	104,243,496.36	71,441,643.80	104,243,496.36	71,441,643.80	218,237,682.26	498,754,806.00	218,237,682.26	25,954,974.14	23,114,105.34	93,255,874.30	0.00	0.00	60,490.55	0.00	0.00
Other Compensation	5010200000	0.00	46,018,645.00	46,018,645.00	0.00	46,018,645.00	0.00	0.00	46,018,645.00	44,063,708.36	123,088.46	1,494,570.03	0.00	46,681,366.85	44,063,708.36	123,088.46	0.00	1,434,678.48	45,620,876.30	0.00	337,278.15	60,490.55	0.00	0.00
Other Bonuses and Allowances		0.00	46,018,645.00	46,018,645.00	0.00	46,018,645.00	0.00	0.00	46,018,645.00	44,063,708.36	123,088.46	1,494,570.03	0.00	46,681,366.85	44,063,708.36	123,088.46	0.00	1,434,678.48	45,620,876.30	0.00	337,278.15	60,490.55	0.00	0.00
Performance Based Bonus - Civilian	5010209001	0.00	46,018,645.00	46,018,645.00	0.00	46,018,645.00	0.00	0.00	46,018,645.00	44,063,708.36	123,088.46	1,494,570.03	0.00	46,681,366.85	44,063,708.36	123,088.46	0.00	1,434,678.48	45,620,876.30	0.00	337,278.15	60,490.55	0.00	0.00
Other Personnel Benefits	5010400000	0.00	47,635,000.00	47,635,000.00	0.00	47,635,000.00	0.00	0.00	47,635,000.00	0.00	0.00	25,954,974.14	21,680,025.86	47,635,000.00	0.00	0.00	25,954,974.14	21,680,025.86	47,635,000.00	0.00	0.00	0.00	0.00	0.00
Other Personnel Benefits		0.00	47,635,000.00	47,635,000.00	0.00	47,635,000.00	0.00	0.00	47,635,000.00	0.00	0.00	25,954,974.14	21,680,025.86	47,635,000.00	0.00	0.00	25,954,974.14	21,680,025.86	47,635,000.00	0.00	0.00	0.00	0.00	0.00
Lump-sum for Compensation Adjustment	5010489006	0.00	47,635,000.00	47,635,000.00	0.00	47,635,000.00	0.00	0.00	47,635,000.00	0.00	0.00	25,954,974.14	21,680,025.86	47,635,000.00	0.00	0.00	25,954,974.14	21,680,025.86	47,635,000.00	0.00	0.00	0.00	0.00	0.00
Pension and Gratuity Fund		0.00	269,254,270.00	269,254,270.00	0.00	269,254,270.00	0.00	0.00	269,254,270.00	60,178,788.00	71,318,555.34	77,282,459.41	60,810,745.40	269,591,548.15	60,178,788.00	71,318,555.34	77,282,459.41	60,810,745.40	269,591,548.15	0.00	(337,278.15)	0.00	0.00	0.00
Other Personnel Benefits	5010400000	0.00	269,254,270.00	269,254,270.00	0.00	269,254,270.00	0.00	0.00	269,254,270.00	60,178,788.00	71,318,555.34	77,282,459.41	60,810,745.40	269,591,548.15	60,178,788.00	71,318,555.34	77,282,459.41	60,810,745.40	269,591,548.15	0.00	(337,278.15)	0.00	0.00	0.00
Terminal Leave Benefits		0.00	269,254,270.00	269,254,270.00	0.00	269,254,270.00	0.00	0.00	269,254,270.00	60,178,788.00	71,318,555.34	77,282,459.41	60,810,745.40	269,591,548.15	60,178,788.00	71,318,555.34	77,282,459.41	60,810,745.40	269,591,548.15	0.00	(337,278.15)	0.00	0.00	0.00
Personnel Benefits - Civilian	5010401001	0.00	219,650,574.00	219,650,574.00	0.00	219,650,574.00	0.00	0.00	219,650,574.00	53,303,019.00	53,128,078.00	54,363,363.00	58,969,411.56	219,783,871.56	53,303,019.00	53,128,078.00	54,363,363.00	58,969,411.56	219,783,871.56	0.00	(143,287.56)	0.00	0.00	0.00
Retirement Gratuity - Civilian	5010402001	0.00	26,409,797.00	26,409,797.00	0.00	26,409,797.00	0.00	0.00	26,409,797.00	0.00	13,766,335.00	12,643,462.00	0.00	13,766,335.00	0.00	13,766,335.00	12,643,462.00	0.00	26,409,797.00	0.00	0.00	0.00	0.00	0.00
Terminal Leave Benefits - Civilian	5010403001	0.00	23,193,899.00	23,193,899.00	0.00	23,193,899.00	0.00	0.00	23,193,899.00	6,676,760.00	4,424,142.34	10,275,634.41	1,811,333.84	23,387,879.59	6,676,760.00	4,424,142.34	10,275,634.41	1,811,333.84	23,387,879.59	0.00	(193,980.99)	0.00	0.00	0.00
For payment of Personnel Benefits		0.00	102,775,662.00	102,775,662.00	0.00	102,775,662.00	0.00	0.00	102,775,662.00	0.00	0.00	102,775,662.00	102,775,662.00	102,775,662.00	0.00	0.00	0.00	102,775,662.00	102,775,662.00	0.00	0.00	0.00	0.00	0.00
Other Personnel Benefits	5010400000	0.00	102,775,662.00	102,775,662.00	0.00	102,775,662.00	0.00	0.00	102,775,662.00	0.00	0.00	102,775,662.00	102,775,662.00	102,775,662.00	0.00	0.00	0.00	102,775,662.00	102,775,662.00	0.00	0.00	0.00	0.00	0.00
Other Personnel Benefits		0.00	102,775,662.00	102,775,662.00	0.00	102,775,662.00	0.00	0.00	102,775,662.00	0.00	0.00	102,775,662.00	102,775,662.00	102,775,662.00	0.00	0.00	0.00	102,775,662.00	102,775,662.00	0.00	0.00	0.00	0.00	0.00
Lump-sum for Filling of Positions - Civilian	5010490007	0.00	102,775,662.00	102,775,662.00	0.00	102,775,662.00	0.00	0.00	102,775,662.00	0.00	0.00	102,775,662.00	102,775,662.00	102,775,662.00	0.00	0.00	0.00	102,775,662.00	102,775,662.00	0.00	0.00	0.00	0.00	0.00
Pension and Gratuity Fund		0.00	33,071,229.00	33,071,229.00	0.00	33,071,229.00	0.00	0.00	33,071,229.00	0.00	0.00	33,071,229.00	33,071,229.00	33,071,229.00	0.00	0.00	0.00	33,071,229.00	33,071,229.00	0.00	0.00	0.00	0.00	0.00
Other Personnel Benefits	5010400000	0.00	33,071,229.00	33,071,229.00	0.00	33,071,229.00	0.00	0.00	33,071,229.00	0.00	0.00	33,071,229.00	33,071,229.00	33,071,229.00	0.00	0.00	0.00	33,071,229.00	33,071,229.00	0.00	0.00	0.00	0.00	0.00
Terminal Leave Benefits		0.00	33,071,229.00	33,071,229.00	0.00	33,071,229.00	0.00	0.00	33,071,229.00	0.00	0.00	33,071,229.00	33,071,229.00	33,071,229.00	0.00	0.00	0.00	33,071,229.00	33,071,229.00	0.00	0.00	0.00	0.00	0.00
Retirement Gratuity - Civilian	5010402001	0.00	27,392,623.00	27,392,623.00	0.00	27,392,623.00	0.00	0.00	27,392,623.00	0.00	0.00	27,392,623.00	27,392,623.00	27,392,623.00	0.00	0.00	0.00	27,392,623.00	27,392,623.00	0.00	0.00	0.00	0.00	0.00
Terminal Leave Benefits - Civilian	5010403001	0.00</																						


SUMMARY OF APPROPRIATIONS, ALLOTMENTS, OBLIGATIONS, DISBURSEMENTS AND BALANCES BY OBJECT OF EXPENDITURES
As at the Quarter Ending December 31, 2024


Department : Department of Labor and Employment (DOLE)
 Agency/Entity : National Labor Relations Commission
 Operating Unit : Central Office
 Organization Code (UACR) : 95 004 0 000000
 Fund Cluster : 01 - Regular Agency Fund

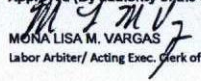
	Current Year Appropriations
	Supplemental Appropriations
X	Continuing Appropriations

(e.g. UACS Fund Cluster: 01-Regular Agency Fund, 02-Foreign Assisted Projects Fund, 03-Special Account-Locally Funded/Domestic Grants Fund, and 04-Special Account-Foreign Assisted/Foreign Grants Fund)

Particulars	UACS CODE	Appropriations		Allotments		Adjustments		Transfer To		Transfer From		Adjusted Allotments		Obligations				Disbursements				Balances							
		Authorized Appropriations	(Transfer To/From, Modification/Adjustment)	Adjusted Appropriations	BARC	Unobligated	(Reductions, Modifications, Adjustments)					1st Quarter Ending March 31	2nd Quarter Ending June 30	3rd Quarter Ending September 30	4th Quarter Ending December 31	Total	1st Quarter Ending March 31	2nd Quarter Ending June 30	3rd Quarter Ending September 30	4th Quarter Ending December 31	Total	Unobligated Appropriations 2024(1-11)	Unobligated Allotments 2024(11-16)	Due and Demandable 2024	Not Yet Due and Demandable 2024				
		3	4	5	6	7	8	9	10	11	12	13	14	15	16	17	18	19	20	21	22	23	24	25	26	27			
SUMMARY		0.00	0.00	0.00	0.00	1,181.71	0.00	0.00	0.00	0.00	0.00	1,181.71	0.00	0.00	1,181.71	0.00	0.00	0.00	1,181.71	0.00	1,181.71	0.00	0.00	0.00	0.00	0.00	0.00	0.00	0.00
Unobligated Allotment		0.00	0.00	0.00	0.00	1,181.71	0.00	0.00	0.00	0.00	0.00	1,181.71	0.00	0.00	1,181.71	0.00	0.00	0.00	1,181.71	0.00	1,181.71	0.00	0.00	0.00	0.00	0.00	0.00	0.00	0.00
AGENCY SPECIFIC BUDGET		0.00	0.00	0.00	0.00	1,181.71	0.00	0.00	0.00	0.00	0.00	1,181.71	0.00	0.00	1,181.71	0.00	0.00	0.00	1,181.71	0.00	1,181.71	0.00	0.00	0.00	0.00	0.00	0.00	0.00	0.00
Maintenance and Other Operating Expenses		0.00	0.00	0.00	0.00	1,181.71	0.00	0.00	0.00	0.00	0.00	1,181.71	0.00	0.00	1,181.71	0.00	0.00	0.00	1,181.71	0.00	1,181.71	0.00	0.00	0.00	0.00	0.00	0.00	0.00	0.00
Communication Expenses		0.00	0.00	0.00	0.00	1,181.71	0.00	0.00	0.00	0.00	0.00	1,181.71	0.00	0.00	1,181.71	0.00	0.00	0.00	1,181.71	0.00	1,181.71	0.00	0.00	0.00	0.00	0.00	0.00	0.00	0.00
Printing and Courier Services	00000100	0.00	0.00	0.00	0.00	1,181.71	0.00	0.00	0.00	0.00	0.00	1,181.71	0.00	0.00	1,181.71	0.00	0.00	0.00	1,181.71	0.00	1,181.71	0.00	0.00	0.00	0.00	0.00	0.00	0.00	0.00
GRAND TOTAL		0.00	0.00	0.00	0.00	1,181.71	0.00	0.00	0.00	0.00	0.00	1,181.71	0.00	0.00	1,181.71	0.00	0.00	0.00	1,181.71	0.00	1,181.71	0.00	0.00	0.00	0.00	0.00	0.00	0.00	0.00

Certified Correct:

 DASEE A. TISMO
 LAA/Acting Budget Officer

Recommending Approval By:

 ELVIRA CRUZ
 Director, Mgmt. and Admin. Dept.

Approved (By authority of the Chairperson):

 MONA LISA M. VARGAS
 Labor Arbitrer/ Acting Exec. Clerk of Court IV