

STATEMENT OF APPROPRIATIONS, ALLOTMENTS, OBLIGATIONS, DISBURSEMENTS AND BALANCES
As at the Quarter Ending September 30, 2024

Department : Department of Labor and Employment (DOLE)
Agency/Entity : National Labor Relations Commission
Operating Unit : Central Office
Organization Code (UACS) : 16 004 0100000
Fund Cluster : 01 - Regular Agency Fund

X	Current Year Appropriations
	Supplemental Appropriations
	Continuing Appropriations

(e.g. UACS Fund Cluster: 01-Regular Agency Fund, 02-Foreign Assisted Projects Fund, 03-Special Account-Locally Funded/Domestic Grants Fund, and 04-Special Account-Foreign Assisted/Foreign Grants Fund)


Particulars	UACS CODE	Appropriations		Allotments					Current Year Obligations					Current Year Disbursements				Unpaid Obligations			
		Authorized Appropriations	Adjustments (Transfer To/From, Modifications/ Augmentations)	Adjusted Appropriations	Allotments Received	Adjustments (Reductions, Modifications/ Augmentations)	Transfer To	Transfer From	Adjusted Allotments	1st Quarter Ending March 31	2nd Quarter Ending June 30	3rd Quarter Ending September 30	4th Quarter Ending December 31	Total	1st Quarter Ending March 31	2nd Quarter Ending June 30	3rd Quarter Ending September 30	Total	Unobligated Allotments	Unpaid Obligations (15-20)-(23+24)	
		3	4	5(=3+4)	6	7	8	9	10(=6+(7)+8+9)	11	12	13	14	15(=11+12+13+14)	16	17	18	20(=16+17+18+19)	22	23	24
I. Agency Specific Budget		1,476,356,000.00	0.00	1,476,356,000.00	1,476,356,000.00	0.00	0.00	0.00	1,476,356,000.00	370,576,731.74	397,024,786.23	381,371,667.63	0.00	1,148,973,185.60	338,589,306.21	389,580,731.87	388,806,959.12	1,116,986,997.30	327,382,814.40	31,986,188.36	0.00
General Administration and Support	10000000000000000000	259,516,000.00	0.00	259,516,000.00	259,516,000.00	0.00	0.00	0.00	259,516,000.00	71,991,449.53	53,061,621.36	57,965,923.13	0.00	183,018,994.02	65,676,017.62	53,229,267.59	57,807,253.41	176,814,538.62	76,497,005.98	6,204,455.40	0.00
General Management and Supervision	1000001000001000	244,749,000.00	0.00	244,749,000.00	244,749,000.00	0.00	0.00	0.00	244,749,000.00	70,060,899.02	53,022,803.57	57,881,369.42	0.00	180,965,072.01	63,747,467.11	53,190,449.80	57,822,699.70	174,760,616.61	63,783,927.99	6,204,455.40	0.00
PS		121,822,000.00	0.00	121,822,000.00	121,822,000.00	0.00	0.00	0.00	121,822,000.00	26,866,678.39	18,862,270.68	17,457,848.13	0.00	63,186,797.40	26,866,678.39	18,862,270.68	17,457,848.13	63,186,797.40	58,635,202.60	0.00	0.00
MOOE		104,039,000.00	0.00	104,039,000.00	104,039,000.00	0.00	0.00	0.00	104,039,000.00	39,929,420.63	32,156,542.69	28,912,071.29	0.00	100,998,034.61	33,615,988.72	32,324,188.92	28,853,401.57	94,793,579.21	3,040,965.39	6,204,455.40	0.00
CO		18,888,000.00	0.00	18,888,000.00	18,888,000.00	0.00	0.00	0.00	18,888,000.00	3,264,800.00	2,003,990.00	11,511,450.00	0.00	16,780,240.00	3,264,800.00	2,003,990.00	11,511,450.00	16,780,240.00	2,107,760.00	0.00	0.00
Administration of Personnel Benefits	1000001000002000	14,767,000.00	0.00	14,767,000.00	14,767,000.00	0.00	0.00	0.00	14,767,000.00	1,930,550.51	38,817.79	84,553.71	0.00	2,053,922.01	1,930,550.51	38,817.79	84,553.71	2,053,922.01	12,713,077.99	0.00	0.00
PS		14,767,000.00	0.00	14,767,000.00	14,767,000.00	0.00	0.00	0.00	14,767,000.00	1,930,550.51	38,817.79	84,553.71	0.00	2,053,922.01	1,930,550.51	38,817.79	84,553.71	2,053,922.01	12,713,077.99	0.00	0.00
Sub-Total, General Administration and Support		259,516,000.00	0.00	259,516,000.00	259,516,000.00	0.00	0.00	0.00	259,516,000.00	71,991,449.53	53,061,621.36	57,965,923.13	0.00	183,018,994.02	65,676,017.62	53,229,267.59	57,807,253.41	176,814,538.62	76,497,005.98	6,204,455.40	0.00
PS		136,589,000.00	0.00	136,589,000.00	136,589,000.00	0.00	0.00	0.00	136,589,000.00	28,797,228.90	18,901,088.67	17,542,401.84	0.00	65,240,719.41	28,797,228.90	18,901,088.67	17,542,401.84	65,240,719.41	71,348,280.59	0.00	0.00
MOOE		104,039,000.00	0.00	104,039,000.00	104,039,000.00	0.00	0.00	0.00	104,039,000.00	39,929,420.63	32,156,542.69	28,912,071.29	0.00	100,998,034.61	33,615,988.72	32,324,188.92	28,853,401.57	94,793,579.21	3,040,965.39	6,204,455.40	0.00
FinEx (if Applicable)		0.00	0.00	0.00	0.00	0.00	0.00	0.00	0.00	0.00	0.00	0.00	0.00	0.00	0.00	0.00	0.00	0.00	0.00	0.00	0.00
CO		18,888,000.00	0.00	18,888,000.00	18,888,000.00	0.00	0.00	0.00	18,888,000.00	3,264,800.00	2,003,990.00	11,511,450.00	0.00	16,780,240.00	3,264,800.00	2,003,990.00	11,511,450.00	16,780,240.00	2,107,760.00	0.00	0.00
Operations	300000000000000000	1,216,840,000.00	0.00	1,216,840,000.00	1,216,840,000.00	0.00	0.00	0.00	1,216,840,000.00	298,585,262.21	343,963,164.87	323,405,744.50	0.00	965,954,191.58	272,921,288.59	336,351,464.38	330,899,705.71	940,172,458.68	250,885,808.42	25,781,732.90	0.00
DOLE's Due process in resolving labor disputes ensured		1,216,840,000.00	0.00	1,216,840,000.00	1,216,840,000.00	0.00	0.00	0.00	1,216,840,000.00	298,585,262.21	343,963,164.87	323,405,744.50	0.00	965,954,191.58	272,921,288.59	336,351,464.38	330,899,705.71	940,172,458.68	250,885,808.42	25,781,732.90	0.00
LABOR ARBITRATION PROGRAM		1,216,840,000.00	0.00	1,216,840,000.00	1,216,840,000.00	0.00	0.00	0.00	1,216,840,000.00	298,585,262.21	343,963,164.87	323,405,744.50	0.00	965,954,191.58	272,921,288.59	336,351,464.38	330,899,705.71	940,172,458.68	250,885,808.42	25,781,732.90	0.00
Resolution of Appealed Labor Cases	3101001000001000	390,764,000.00	0.00	390,764,000.00	390,764,000.00	0.00	0.00	0.00	390,764,000.00	111,603,322.51	114,872,865.26	100,601,841.68	0.00	327,078,029.45	111,452,671.96	114,876,486.27	100,686,215.22	327,015,373.45	63,685,970.55	62,656.00	0.00
PS		320,147,000.00	0.00	320,147,000.00	320,147,000.00	0.00	0.00	0.00	320,147,000.00	83,454,161.59	108,714,508.55	93,978,527.57	0.00	286,147,197.71	83,435,051.37	108,733,618.77	93,978,527.57	286,147,197.71	33,999,802.29	0.00	0.00
MOOE		45,417,000.00	0.00	45,417,000.00	45,417,000.00	0.00	0.00	0.00	45,417,000.00	4,754,524.92	6,158,356.71	6,623,314.11	0.00	17,536,195.74	4,622,984.59	6,142,867.50	6,707,687.65	17,473,539.74	27,880,804.26	62,656.00	0.00
CO		25,200,000.00	0.00	25,200,000.00	25,200,000.00	0.00	0.00	0.00	25,200,000.00	23,394,636.00	0.00	0.00	0.00	23,394,636.00	23,394,636.00	0.00	0.00	23,394,636.00	1,805,364.00	0.00	0.00
Arbitration of Labor Cases	3101001000002000	826,076,000.00	0.00	826,076,000.00	826,076,000.00	0.00	0.00	0.00	826,076,000.00	186,981,959.70	229,090,299.61	222,803,902.82	0.00	638,876,162.13	161,466,616.63	221,474,978.11	230,213,490.49	613,157,085.23	187,199,837.87	25,719,076.90	0.00
PS		707,644,000.00	0.00	707,644,000.00	707,644,000.00	0.00	0.00	0.00	707,644,000.00	168,461,326.74	205,720,482.01	202,942,566.88	0.00	577,144,375.63	143,405,490.55	197,886,720.62	210,452,682.46	551,744,893.63	130,499,624.37	25,399,482.00	0.00
MOOE		118,432,000.00	0.00	118,432,000.00	118,432,000.00	0.00	0.00	0.00	118,432,000.00	18,500,632.96	23,369,817.60	19,861,335.94	0.00	61,731,786.50	18,063,126.08	23,588,257.48	19,760,808.03	61,412,191.60	56,700,213.50	319,594.90	0.00
Sub-Total, Operations		1,216,840,000.00	0.00	1,216,840,000.00	1,216,840,000.00	0.00	0.00	0.00	1,216,840,000.00	298,585,262.21	343,963,164.87	323,405,744.50	0.00	965,954,191.58	272,921,288.59	336,351,464.38	330,899,705.71	940,172,458.68	250,885,808.42	25,781,732.90	0.00
PS		1,027,791,000.00	0.00	1,027,791,000.00	1,027,791,000.00	0.00	0.00	0.00	1,027,791,000.00	251,935,488.33	314,434,990.56	296,921,094.45	0.00	863,291,573.34	226,840,541.92	306,620,339.39	304,431,210.03	837,892,091.34	164,499,426.66	25,399,482.00	0.00
MOOE		163,849,000.00	0.00	163,849,000.00	163,849,000.00	0.00	0.00	0.00	163,849,000.00	23,255,157.88	29,528,174.31	26,484,650.05	0.00	79,267,982.24	22,686,110.67	29,731,124.99	26,468,495.68	78,885,731.34	84,581,017.76	382,250.90	0.00
FinEx (if Applicable)		0.00	0.00	0.00	0.00	0.00	0.00	0.00	0.00	0.00	0.00	0.00	0.00	0.00	0.00	0.00	0.00	0.00	0.00	0.00	0.00
CO		25,200,000.00	0.00	25,200,000.00	25,200,000.00	0.00	0.00	0.00	25,200,000.00	23,394,636.00	0.00	0.00	0.00	23,394,636.00	23,394,636.00	0.00	0.00	23,394,636.00	1,805,364.00	0.00	0.00


Department : Department of Labor and Employment (DOLE)
 Agency/Entity : National Labor Relations Commission
 Operating Unit : Central Office
 Organization Code (UACS) : 16 004 0100000
 Fund Cluster : 01 - Regular Agency Fund
 (e.g. UACS Fund Cluster: 01-Regular Agency Fund, 02-Foreign Assisted Projects Fund, 03-Special Account-Locally Funded/Domestic Grants Fund, and 04-Special Account-Foreign Assisted/Foreign Grants Fund)

X	Current Year Appropriations
	Supplemental Appropriations
	Continuing Appropriations


Particulars	UACS CODE	Appropriations				Allotments				Current Year Obligations					Current Year Disbursements				Unobligated Allotments	Unpaid Obligations (15-20) (23+24)	
		Authorized Appropriations	Adjustments (Transfer To/From, Modifications/ Augmentations)	Adjusted Appropriations	Allotments Received	Adjustments (Reductions, Modifications/ Augmentations)	Transfer To	Transfer From	Adjusted Allotments	1st Quarter Ending March 31	2nd Quarter Ending June 30	3rd Quarter Ending September 30	4th Quarter Ending December 31	Total	1st Quarter Ending March 31	2nd Quarter Ending June 30	3rd Quarter Ending September 30	Total		Due and Demandable	Not Yet Due and Demandable
		3	4	5=(3+4)	6	7	8	9	10=(8+9)	11	12	13	14	15=(11+12+13+14)	16	17	18	19=(16+17+18+19)		22	23
Sub-Total, I. Agency Specific Budget		1,476,356,000.00	0.00	1,476,356,000.00	1,476,356,000.00	0.00	0.00	0.00	1,476,356,000.00	370,576,731.74	397,024,786.23	381,371,667.63	0.00	1,148,973,185.60	338,599,306.21	389,580,731.97	388,806,969.12	1,116,986,997.30	327,382,814.40	31,986,188.30	0.00
PS		1,164,380,000.00	0.00	1,164,380,000.00	1,164,380,000.00	0.00	0.00	0.00	1,164,380,000.00	280,732,717.23	333,336,079.23	314,463,496.29	0.00	928,532,292.75	255,637,770.82	325,521,428.06	321,973,611.87	903,132,810.75	235,847,707.25	25,399,482.00	0.00
MOOE		267,888,000.00	0.00	267,888,000.00	267,888,000.00	0.00	0.00	0.00	267,888,000.00	63,184,578.51	61,684,717.00	55,396,721.34	0.00	180,266,016.85	56,302,099.39	62,055,313.91	55,321,897.25	173,679,310.55	87,621,983.15	6,586,706.30	0.00
FinEx (if Applicable)		0.00	0.00	0.00	0.00	0.00	0.00	0.00	0.00	0.00	0.00	0.00	0.00	0.00	0.00	0.00	0.00	0.00	0.00	0.00	0.00
CO		44,088,000.00	0.00	44,088,000.00	44,088,000.00	0.00	0.00	0.00	44,088,000.00	26,659,436.00	2,003,990.00	11,511,450.00	0.00	40,174,876.00	26,659,436.00	2,003,990.00	11,511,450.00	40,174,876.00	3,913,124.00	0.00	0.00
II. Automatic Appropriations		74,837,000.00	3,280,000.00	78,117,000.00	78,117,000.00	0.00	0.00	0.00	78,117,000.00	13,873,466.26	20,800,129.73	20,070,063.40	0.00	54,743,659.39	13,866,439.24	20,807,156.75	19,780,339.00	54,453,934.99	23,373,340.61	289,724.40	0.00
Specific Budgets of National Government Agencies		74,837,000.00	3,280,000.00	78,117,000.00	78,117,000.00	0.00	0.00	0.00	78,117,000.00	13,873,466.26	20,800,129.73	20,070,063.40	0.00	54,743,659.39	13,866,439.24	20,807,156.75	19,780,339.00	54,453,934.99	23,373,340.61	289,724.40	0.00
Retirement and Life Insurance Premiums		74,837,000.00	3,280,000.00	78,117,000.00	78,117,000.00	0.00	0.00	0.00	78,117,000.00	13,873,466.26	20,800,129.73	20,070,063.40	0.00	54,743,659.39	13,866,439.24	20,807,156.75	19,780,339.00	54,453,934.99	23,373,340.61	289,724.40	0.00
PS		74,837,000.00	3,280,000.00	78,117,000.00	78,117,000.00	0.00	0.00	0.00	78,117,000.00	13,873,466.26	20,800,129.73	20,070,063.40	0.00	54,743,659.39	13,866,439.24	20,807,156.75	19,780,339.00	54,453,934.99	23,373,340.61	289,724.40	0.00
Sub-total II. Automatic Appropriations		74,837,000.00	3,280,000.00	78,117,000.00	78,117,000.00	0.00	0.00	0.00	78,117,000.00	13,873,466.26	20,800,129.73	20,070,063.40	0.00	54,743,659.39	13,866,439.24	20,807,156.75	19,780,339.00	54,453,934.99	23,373,340.61	289,724.40	0.00
PS		74,837,000.00	3,280,000.00	78,117,000.00	78,117,000.00	0.00	0.00	0.00	78,117,000.00	13,873,466.26	20,800,129.73	20,070,063.40	0.00	54,743,659.39	13,866,439.24	20,807,156.75	19,780,339.00	54,453,934.99	23,373,340.61	289,724.40	0.00
MOOE		0.00	0.00	0.00	0.00	0.00	0.00	0.00	0.00	0.00	0.00	0.00	0.00	0.00	0.00	0.00	0.00	0.00	0.00	0.00	0.00
FinEx		0.00	0.00	0.00	0.00	0.00	0.00	0.00	0.00	0.00	0.00	0.00	0.00	0.00	0.00	0.00	0.00	0.00	0.00	0.00	0.00
CO		0.00	0.00	0.00	0.00	0.00	0.00	0.00	0.00	0.00	0.00	0.00	0.00	0.00	0.00	0.00	0.00	0.00	0.00	0.00	0.00
III. Special Purpose Fund		0.00	362,907,915.00	362,907,915.00	0.00	362,907,915.00	0.00	0.00	362,907,915.00	104,243,496.36	71,441,643.80	104,732,003.58	0.00	280,417,143.74	104,243,496.36	71,441,643.80	103,237,433.55	278,922,573.71	82,490,771.26	1,494,570.03	0.00
Miscellaneous Personnel Benefits Fund		0.00	93,653,645.00	93,653,645.00	0.00	93,653,645.00	0.00	0.00	93,653,645.00	44,063,708.36	123,088.46	27,449,544.17	0.00	71,636,340.99	44,063,708.36	123,088.46	25,954,974.14	70,141,770.96	22,017,304.01	1,494,570.03	0.00
PS		0.00	93,653,645.00	93,653,645.00	0.00	93,653,645.00	0.00	0.00	93,653,645.00	44,063,708.36	123,088.46	27,449,544.17	0.00	71,636,340.99	44,063,708.36	123,088.46	25,954,974.14	70,141,770.96	22,017,304.01	1,494,570.03	0.00
Pension and Gratuity Fund		0.00	269,254,270.00	269,254,270.00	0.00	269,254,270.00	0.00	0.00	269,254,270.00	60,179,788.00	71,318,555.34	77,282,459.41	0.00	208,780,802.75	60,179,788.00	71,318,555.34	77,282,459.41	208,780,802.75	60,473,467.25	0.00	0.00
PS		0.00	269,254,270.00	269,254,270.00	0.00	269,254,270.00	0.00	0.00	269,254,270.00	60,179,788.00	71,318,555.34	77,282,459.41	0.00	208,780,802.75	60,179,788.00	71,318,555.34	77,282,459.41	208,780,802.75	60,473,467.25	0.00	0.00
Sub-Total III. Special Purpose Fund		0.00	362,907,915.00	362,907,915.00	0.00	362,907,915.00	0.00	0.00	362,907,915.00	104,243,496.36	71,441,643.80	104,732,003.58	0.00	280,417,143.74	104,243,496.36	71,441,643.80	103,237,433.55	278,922,573.71	82,490,771.26	1,494,570.03	0.00
PS		0.00	362,907,915.00	362,907,915.00	0.00	362,907,915.00	0.00	0.00	362,907,915.00	104,243,496.36	71,441,643.80	104,732,003.58	0.00	280,417,143.74	104,243,496.36	71,441,643.80	103,237,433.55	278,922,573.71	82,490,771.26	1,494,570.03	0.00
MOOE		0.00	0.00	0.00	0.00	0.00	0.00	0.00	0.00	0.00	0.00	0.00	0.00	0.00	0.00	0.00	0.00	0.00	0.00	0.00	0.00
FinEx		0.00	0.00	0.00	0.00	0.00	0.00	0.00	0.00	0.00	0.00	0.00	0.00	0.00	0.00	0.00	0.00	0.00	0.00	0.00	0.00
CO		0.00	0.00	0.00	0.00	0.00	0.00	0.00	0.00	0.00	0.00	0.00	0.00	0.00	0.00	0.00	0.00	0.00	0.00	0.00	0.00
IV. Reversion of the Unobligated Allotments charged against P.A. Nos. 11465 and 11484.		0.00	0.00	0.00	0.00	0.00	0.00	0.00	0.00	0.00	0.00	0.00	0.00	0.00	0.00	0.00	0.00	0.00	0.00	0.00	0.00
GRAND TOTAL		1,551,193,000.00	366,187,915.00	1,917,380,915.00	1,554,473,000.00	362,907,915.00	0.00	0.00	1,917,380,915.00	488,693,694.36	489,266,569.76	506,173,734.61	0.00	1,484,133,988.73	456,709,241.81	481,829,532.52	511,824,731.67	1,450,363,506.00	433,246,926.27	33,770,482.73	0.00
PS		1,239,217,000.00	366,187,915.00	1,605,404,915.00	1,242,497,000.00	362,907,915.00	0.00	0.00	1,605,404,915.00	396,849,679.85	425,577,852.76	439,265,563.27	0.00	1,263,693,095.88	373,747,706.42	417,770,228.61	444,991,384.42	1,236,509,319.45	341,711,819.12	27,183,776.43	0.00
MOOE		267,888,000.00	0.00	267,888,000.00	267,888,000.00	0.00	0.00	0.00	267,888,000.00	63,184,578.51	61,684,717.00	55,396,721.34	0.00	180,266,016.85	56,302,099.39	62,055,313.91	55,321,897.25	173,679,310.55	87,621,983.15	6,586,706.30	0.00
CO		44,088,000.00	0.00	44,088,000.00	44,088,000.00	0.00	0.00	0.00	44,088,000.00	26,659,436.00	2,003,990.00	11,511,450.00	0.00	40,174,876.00	26,659,436.00	2,003,990.00	11,511,450.00	40,174,876.00	3,913,124.00	0.00	0.00
Recapitulation by OO:																					
I. Agency Specific Budget		1,216,840,000.00	0.00	1,216,840,000.00	1,216,840,000.00	0.00	0.00	0.00	1,216,840,000.00	298,585,282.21	343,963,164.87	323,405,744.50	0.00	965,954,191.58	272,921,288.59	336,351,464.38	330,899,705.71	940,172,456.68	250,885,808.42	25,781,732.90	0.00
LABOR ARBITRATION PROGRAM		1,216,840,000.00	0.00	1,216,840,000.00	1,216,840,000.00	0.00	0.00	0.00	1,216,840,000.00	298,585,282.21	343,963,164.87	323,405,744.50	0.00	965,954,191.58	272,921,288.59	336,351,464.38	330,899,705.71	940,172,456.68	250,885,808.42	25,781,732.90	0.00

Certified Correct:


DAISEE A. TISMO
 LAO Acting Budget Officer
 Date: October 29, 2024


HAROLD M. CARBO
 Chief Admin. Officer, MFD
 Date: October 29, 2024

Recommending Approval By:


ELVIR F. CRUZ
 Director II, Mgmt. & Admin. Dept.
 Date: October 29, 2024

Approved: (By authority of the Chairperson)


MONA LISA M. VARGAS
 Labor Arbitrer/ Acting Exec. Clerk of Court IV
 Date: October 29, 2024

STATEMENT OF APPROPRIATIONS, ALLOTMENTS, OBLIGATIONS, DISBURSEMENTS AND BALANCES
As at the Quarter Ending September 30, 2024

Department : Department of Labor and Employment (DOLE)
 Agency/Entity : National Labor Relations Commission
 Operating Unit : Central Office
 Organization Code (UACS) : 16 004 0100000
 Fund Cluster : 01 - Regular Agency Fund

	Current Year Appropriations
	Supplemental Appropriations
X	Continuing Appropriations

(e.g. UACS Fund Cluster: 01-Regular Agency Fund, 02-Foreign Assisted Projects Fund, 03-Special Account-Locally Funded/Domestic Grants Fund, and 04-Special Account-Foreign Assisted/Foreign Grants Fund)

Particulars	UACS CODE	Appropriations		Allotments		Adjustments (Reductions, Modifications/Augmentations)	Adjusted Allotments	Current Year Obligations				Total	Current Year Disbursements				Total	Balances				
		Authorized Appropriations	Adjusted Appropriations	Allotments				1st Quarter Ending March 31	2nd Quarter Ending June 30	3rd Quarter Ending September 30	4th Quarter Ending December 31		1st Quarter Ending March 31	2nd Quarter Ending June 30	3rd Quarter Ending September 30	4th Quarter Ending December 31		Unused Funds		Unpaid Obligations (16-21)=(24+25)		
				SARO	Unobligated													Unreleased Appropriations	Unobligated Allotments	Due and Demandable	Not Yet Due and Demandable	
1	2	3	5=(3+4)	6	7	8	11=(8+7)-(10)+9+10	12	13	14	15	16=(12+13+14+15)	17	18	19	20	21=(17+18+19+20)	22=(5-11)	23=(11-16)	24	25	
Sub-Total, I. Agency Specific Budget		0.00	0.00	0.00	0.00	0.00	0.00	0.00	0.00	0.00	0.00	0.00	0.00	0.00	0.00	0.00	0.00	0.00	0.00	0.00	0.00	0.00
PS		0.00	0.00	0.00	0.00	0.00	0.00	0.00	0.00	0.00	0.00	0.00	0.00	0.00	0.00	0.00	0.00	0.00	0.00	0.00	0.00	0.00
MOOE		0.00	0.00	0.00	0.00	0.00	0.00	0.00	0.00	0.00	0.00	0.00	0.00	0.00	0.00	0.00	0.00	0.00	0.00	0.00	0.00	0.00
FinEx (if Applicable)		0.00	0.00	0.00	0.00	0.00	0.00	0.00	0.00	0.00	0.00	0.00	0.00	0.00	0.00	0.00	0.00	0.00	0.00	0.00	0.00	0.00
CO		0.00	0.00	0.00	0.00	0.00	0.00	0.00	0.00	0.00	0.00	0.00	0.00	0.00	0.00	0.00	0.00	0.00	0.00	0.00	0.00	0.00
GRAND TOTAL							0.00	0.00										0.00	0.00			
PS							0.00	0.00										0.00	0.00			
MOOE							0.00	0.00										0.00	0.00			
FinEx (if Applicable)							0.00	0.00										0.00	0.00			
CO							0.00	0.00										0.00	0.00			

Certified Correct:

[Signature]
DAISEE A. TISMO
 LAA/ Acting Budget Officer
 Date: October 29, 2024

[Signature]
HAROLD M. CARBO
 Chief Admin. Officer, MFD
 Date: October 29, 2024

Recommending Approval

[Signature]
ELVIRA F. CRUZ
 Director II, Mgmt. & Admin. Dept.
 Date: October 29, 2024

Approved: (By authority of the Chairperson)

[Signature]
MONA LISA M. VARGAS
 Labor Arbiter/ Acting Exec. Clerk of Court IV
 Date: October 29, 2024