

MONTHLY REPORT OF DISBURSEMENTS
 For the month of January 2021
 (Amended)


Department: Department of Labor and Employment (DOLE)
 Agency: National Labor Relations Commission
 Operating Unit: Central Office
 Organization Code: 16 004 0100000
 Fund Cluster: 01 Regular Agency Fund


Particulars	Current Year Budget					Prior Year's Budget											SUB-TOTAL	Trust Liabilities				Grand Total					Remarks	
	PS	MOOE	FinEx	CO	TOTAL	Prior Year's Accounts Payable					Current Year's Accounts Payable							PS	MO	OE	CO	TOT AL	PS	MOOE	FinEx	CO		TOTAL
						PS	MOOE	FinEx	CO	Sub-Total	PS	MO	OE	FinEx	CO	SUB-TOTAL												
1	2	3	4	5	6=(2+3+4+5)	7	8	9	10	11=(7+8+9+10)	12	13	14	15	16=(12+13+14+15)	17=(11+16)	18=(6+17)	19	20	21	22=(19+20+21)	23	24	25	26	27=(23+24+25+26)	28	
CASH DISBURSEMENTS	70,046,146.87	8,189,092.29	-	-	78,235,239.16	715,254.69	266,755.84	-	-	982,010.53	-	-	-	-	982,010.53	79,217,249.69	-	-	-	-	70,761,401.56	8,455,848.13	-	-	-	79,217,249.69		
Notice of Cash Allocation (NCA)	70,046,146.87	8,189,092.29	-	-	78,235,239.16	715,254.69	266,755.84	-	-	982,010.53	-	-	-	-	982,010.53	79,217,249.69	-	-	-	-	70,761,401.56	8,455,848.13	-	-	-	79,217,249.69		
MDS Checks Issued	36,868,303.79	1,590,927.15	-	-	38,459,230.94	-	5,980.80	-	-	5,980.80	-	-	-	-	5,980.80	38,465,211.74	-	-	-	-	36,868,303.79	1,596,907.95	-	-	-	38,465,211.74		
Advice to Debit Account	33,177,843.08	6,598,165.14	-	-	39,776,008.22	715,254.69	260,775.04	-	-	976,029.73	-	-	-	-	976,029.73	40,752,037.95	-	-	-	-	33,893,097.77	6,858,940.18	-	-	-	40,752,037.95		
Notice of Transfer Allocations (NTA)	-	-	-	-	-	-	-	-	-	-	-	-	-	-	-	-	-	-	-	-	-	-	-	-	-	-		
TOTAL CASH DISBURSEMENTS	70,046,146.87	8,189,092.29	-	-	78,235,239.16	715,254.69	266,755.84	-	-	982,010.53	-	-	-	-	982,010.53	79,217,249.69	-	-	-	-	70,761,401.56	8,455,848.13	-	-	-	79,217,249.69		
NON-CASH DISBURSEMENTS	13,703,323.01	506,630.94	-	-	14,209,953.95	-	12,214.05	-	-	12,214.05	-	-	-	-	12,214.05	14,222,168.00	-	-	-	-	13,703,323.01	518,844.99	-	-	-	14,222,168.00		
Tax Remittance Advices Issued (TRA)	13,703,323.01	506,630.94	-	-	14,209,953.95	-	12,214.05	-	-	12,214.05	-	-	-	-	12,214.05	14,222,168.00	-	-	-	-	13,703,323.01	518,844.99	-	-	-	14,222,168.00		
TOTAL NON-CASH DISBURSEMENTS	13,703,323.01	506,630.94	-	-	14,209,953.95	-	12,214.05	-	-	12,214.05	-	-	-	-	12,214.05	14,222,168.00	-	-	-	-	13,703,323.01	518,844.99	-	-	-	14,222,168.00		
GRAND TOTAL	83,749,469.88	8,695,723.23	-	-	92,445,193.11	715,254.69	278,969.89	-	-	994,224.58	-	-	-	-	994,224.58	93,439,417.69	-	-	-	-	84,464,724.57	8,974,693.12	-	-	-	93,439,417.69		

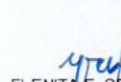
SUMMARY

Particulars	Previous Report	This Month	As at Date
(1)	(2)	(3)	(4)
Total Disbursement Authorities Received	-	124,827,828.00	124,827,828.00
NCA	-	110,605,660.00	110,605,660.00
NTA	-	-	-
Working Fund	-	-	-
TRA	-	14,222,168.00	14,222,168.00
CDC	-	-	-
NCAA	-	-	-
Less: Notice of Transfer of Allocations (NTA)* issued	-	-	-
Total Disbursement Authorities Available	-	124,827,828.00	124,827,828.00
Less:	-	-	-
Lapsed NCA	-	-	-
Disbursements	-	93,439,417.69	93,439,417.69
Less: Other Non-Cash Disbursements	-	-	-
Balance of Disbursement Authorities as at date	-	31,388,410.31	31,388,410.31
Total Disbursements Program	-	124,827,828.00	124,827,828.00
Less: *Actual Disbursements	-	93,439,417.69	93,439,417.69
(Over)/Under spending	-	31,388,410.31	31,388,410.31

Notes: * The use of NTA is discouraged
 Notes: ** Amounts should tally with the grand total disbursement (column 27).

Certified Correct:

 HAROLD MANSUJETO CARBO
 Accountant IV
 Date 10 February 2021

Recommending Approval:

 ELVIRA FABILA CRUZ
 Director II
 Date 10 February 2021

Approved by Authority of the Chairman:

 ELENITA F. CRUZ
 LA / Acting Executive Clerk of Court
 Date 10 February 2021

MONTHLY REPORT OF DISBURSEMENTS
For the month of February 2021

Department: Department of Labor and Employment (DOLE)
 Agency: National Labor Relations Commission
 Operating Unit: Central Office
 Organization Code: 16 004 0100000
 Fund Cluster: 01 Regular Agency Fund


Particulars	Current Year Budget					Prior Year's Budget											SUB-TOTAL	Trust Liabilities				Grand Total					Remarks	
	PS	MOOE	FinEx	CO	TOTAL	Prior Year's Accounts Payable					Current Year's Accounts Payable							PS	MO	CO	TOTAL	PS	MOOE	FinEx	CO	TOTAL		
						PS	MOOE	FinEx	CO	Sub-Total	PS	MO	FinEx	CO	Sub-Total	PS												MO
1	2	3	4	5	6=(2+3+4+5)	7	8	9	10	11=(7+8+9+10)	12	13	14	15	16=(12+13+14+15)	17=(11+16)	18=(6+17)	19	20	21	22=(19+20+21)	23	24	25	26	27=(23+24+25+26)	28	
CASH DISBURSEMENTS	89,523,261.01	8,715,804.19	-	-	98,239,065.20	13,729,494.38	4,500.00	-	-	13,733,994.38	-	-	-	-	13,733,994.38	111,973,059.58	-	-	-	-	103,252,755.39	8,720,304.19	-	-	-	111,973,059.58		
Notice of Cash Allocation (NCA)	89,523,261.01	8,715,804.19	-	-	98,239,065.20	13,729,494.38	4,500.00	-	-	13,733,994.38	-	-	-	-	13,733,994.38	111,973,059.58	-	-	-	-	103,252,755.39	8,720,304.19	-	-	-	111,973,059.58		
MDS Checks Issued	40,471,913.51	2,422,374.06	-	-	42,894,287.57	-	-	-	-	-	-	-	-	-	-	-	42,894,287.57	-	-	-	-	40,471,913.51	2,422,374.06	-	-	-	42,894,287.57	
Advice to Debit Account	49,051,347.50	6,293,430.13	-	-	55,344,777.63	13,729,494.38	4,500.00	-	-	13,733,994.38	-	-	-	-	13,733,994.38	69,078,772.01	-	-	-	-	62,780,841.88	6,297,930.13	-	-	-	69,078,772.01		
Notice of Transfer Allocations (NTA)	-	-	-	-	-	-	-	-	-	-	-	-	-	-	-	-	-	-	-	-	-	-	-	-	-	-	-	
TOTAL CASH DISBURSEMENTS	89,523,261.01	8,715,804.19	-	-	98,239,065.20	13,729,494.38	4,500.00	-	-	13,733,994.38	-	-	-	-	13,733,994.38	111,973,059.58	-	-	-	-	103,252,755.39	8,720,304.19	-	-	-	111,973,059.58		
NON-CASH DISBURSEMENTS	14,622,428.61	352,276.35	-	-	14,974,704.96	-	-	-	-	-	-	-	-	-	-	14,974,704.96	-	-	-	-	14,622,428.61	352,276.35	-	-	-	14,974,704.96		
Tax Remittance Advices Issued (TRA)	14,622,428.61	352,276.35	-	-	14,974,704.96	-	-	-	-	-	-	-	-	-	-	14,974,704.96	-	-	-	-	14,622,428.61	352,276.35	-	-	-	14,974,704.96		
TOTAL NON-CASH DISBURSEMENTS	14,622,428.61	352,276.35	-	-	14,974,704.96	-	-	-	-	-	-	-	-	-	-	14,974,704.96	-	-	-	-	14,622,428.61	352,276.35	-	-	-	14,974,704.96		
GRAND TOTAL	104,145,689.62	9,068,080.54	-	-	113,213,770.16	13,729,494.38	4,500.00	-	-	13,733,994.38	-	-	-	-	13,733,994.38	126,947,764.54	-	-	-	-	117,875,184.00	9,072,580.54	-	-	-	126,947,764.54		

SUMMARY


Particulars (1)	Previous Report (2)	This Month (3)	As at Date (4)
Total Disbursement Authorities Received	124,827,828.00	124,039,174.96	248,867,002.96
NCA	110,605,860.00	109,064,470.00	219,670,130.00
NTA	-	-	-
Working Fund	-	-	-
TRA	14,222,168.00	14,974,704.96	29,196,872.96
CDC	-	-	-
NCAA	-	-	-
Less: Notice of Transfer of Allocations (NTA)* Issued	-	-	-
Total Disbursement Authorities Available	124,827,828.00	124,039,174.96	248,867,002.96
Less:	-	-	-
Lapsed NCA	-	-	-
Disbursements	93,439,417.69	126,947,764.54	220,387,182.23
Less: Other Non-Cash Disbursements	-	-	-
Balance of Disbursement Authorities as at date	31,388,410.31	(2,908,589.58)	28,479,820.73
Total Disbursements Program	124,827,828.00	124,039,174.96	248,867,002.96
Less: *Actual Disbursements	93,439,417.69	126,947,764.54	220,387,182.23
(Over)/Under spending	31,388,410.31	(2,908,589.58)	28,479,820.73

Notes: * The use of NTA is discouraged
 Notes: ** Amounts should tally with the grand total disbursement (column 27).


Certified Correct:


 HAROLD MANSUJETO CARBO
 Accountant IV
 Date 10 March 2021

Recommending Approval:


 ELVIRA FABILA CRUZ
 Director II
 Date 10 March 2021

Approved by Authority of the Chairman:


 ELENITA F. CRUZ
 LA / Acting Executive Clerk of Court
 Date 10 March 2021

MONTHLY REPORT OF DISBURSEMENTS
For the month of March 2021

Department: Department of Labor and Employment (DOLE)
 Agency: National Labor Relations Commission
 Operating Unit: Central Office
 Organization Code: 16 004 0100000
 Fund Cluster: 01 Regular Agency Fund


Particulars	Current Year Budget					Prior Year's Budget											SUB-TOTAL	Trust Liabilities				Grand Total					Remarks	
	PS	MOOE	FinEx	CO	TOTAL	Prior Year's Accounts Payable					Current Year's Accounts Payable							PS	MO	OE	CO	TOT AL	PS	MOOE	FinEx	CO		TOTAL
						PS	MOOE	FinEx	CO	Sub-Total	PS	MOOE	FinEx	CO	Sub-Total	PS												
1	2	3	4	5	6=(2+3+4+5)	7	8	9	10	11=(7+8+9+10)	12	13	14	15	16	17=(11+16)	18=(6+17)	19	20	21	22=(19+20+21)	23	24	25	26	27=(23+24+25+26)	28	
CASH DISBURSEMENTS	140,057,270.74	15,224,954.77	-	-	155,282,225.51	-	-	-	-	-	-	-	-	-	-	155,282,225.51	-	-	-	-	140,057,270.74	15,224,954.77	-	-	-	155,282,225.51		
Notice of Cash Allocation (NCA)	140,057,270.74	15,224,954.77	-	-	155,282,225.51	-	-	-	-	-	-	-	-	-	-	155,282,225.51	-	-	-	-	140,057,270.74	15,224,954.77	-	-	-	155,282,225.51		
MDS Checks Issued	48,363,522.75	4,123,562.06	-	-	52,487,084.81	-	-	-	-	-	-	-	-	-	-	52,487,084.81	-	-	-	-	48,363,522.75	4,123,562.06	-	-	-	52,487,084.81		
Advice to Debit Account	91,693,747.99	11,101,392.71	-	-	102,795,140.70	-	-	-	-	-	-	-	-	-	-	102,795,140.70	-	-	-	-	91,693,747.99	11,101,392.71	-	-	-	102,795,140.70		
Notice of Transfer Allocations (NTA)	-	-	-	-	-	-	-	-	-	-	-	-	-	-	-	-	-	-	-	-	-	-	-	-	-	-		
TOTAL CASH DISBURSEMENTS	140,057,270.74	15,224,954.77	-	-	155,282,225.51	-	-	-	-	-	-	-	-	-	-	155,282,225.51	-	-	-	-	140,057,270.74	15,224,954.77	-	-	-	155,282,225.51		
NON-CASH DISBURSEMENTS	14,092,075.58	701,572.85	-	-	14,793,648.43	-	-	-	-	-	-	-	-	-	-	14,793,648.43	-	-	-	-	14,092,075.58	701,572.85	-	-	-	14,793,648.43		
Tax Remittance Advices Issued (TRA)	14,092,075.58	701,572.85	-	-	14,793,648.43	-	-	-	-	-	-	-	-	-	-	14,793,648.43	-	-	-	-	14,092,075.58	701,572.85	-	-	-	14,793,648.43		
TOTAL NON-CASH DISBURSEMENTS	14,092,075.58	701,572.85	-	-	14,793,648.43	-	-	-	-	-	-	-	-	-	-	14,793,648.43	-	-	-	-	14,092,075.58	701,572.85	-	-	-	14,793,648.43		
GRAND TOTAL	154,149,346.32	15,926,527.62	-	-	170,075,873.94	-	-	-	-	-	-	-	-	-	-	170,075,873.94	-	-	-	-	154,149,346.32	15,926,527.62	-	-	-	170,075,873.94		

SUMMARY

Particulars (1)	Previous Report (2)	This Month (3)	As at Date (4)
Total Disbursement Authorities Received	248,867,002.96	145,855,707.43	394,722,710.39
NCA	219,670,130.00	131,062,059.00	350,732,189.00
NTA	-	-	-
Working Fund	-	-	-
TRA	29,196,872.96	14,793,648.43	43,990,521.39
CDC	-	-	-
NCAA	-	-	-
Less: Notice of Transfer of Allocations (NTA)* issued	-	-	-
Total Disbursement Authorities Available	248,867,002.96	145,855,707.43	394,722,710.39
Less:	-	-	-
Lapsed NCA	-	-	-
Disbursements	220,387,182.23	170,075,873.94	390,463,056.17
Less: Other Non-Cash Disbursements	-	-	-
Balance of Disbursement Authorities as at date	28,479,820.73	(24,220,166.51)	4,259,654.22
Total Disbursements Program	248,867,002.96	145,855,707.43	394,722,710.39
Less: *Actual Disbursements	220,387,182.23	170,075,873.94	390,463,056.17
(Over)/Under spending	28,479,820.73	(24,220,166.51)	4,259,654.22

Notes: * The use of NTA is discouraged
 Notes: ** Amounts should tally with the grand total disbursement (column 27).


Certified Correct:


 HAROLD MANSUJETO CARBO
 Accountant IV
 Date 6 April 2021

Recommending Approval:


 ELVIRA FABILA CRUZ
 Director II
 Date 6 April 2021

Approved by Authority of the Chairman:


 ELENITA F. CRUZ
 LA / Acting Executive Clerk of Court
 Date 6 April 2021