

STATEMENT OF APPROPRIATIONS, ALLOTMENTS, OBLIGATIONS, DISBURSEMENTS AND BALANCES
As at the Quarter Ending December 31, 2024

Department : Department of Labor and Employment (DOLE)
Agency/Entity : National Labor Relations Commission
Operating Unit : Central Office
Organization Code (UACS) : 16 004 0100000
Fund Cluster : 01 - Regular Agency Fund

X	Current Year Appropriations
	Supplemental Appropriations
	Continuing Appropriations

(e.g. UACS Fund Cluster: 01-Regular Agency Fund, 02-Foreign Assisted Projects Fund, 03-Special Account-Locally Funded/Domestic Grants Fund, and 04-Special Account-Foreign Assisted/Foreign Grants Fund)

Particulars	UACS CODE	Appropriations			Allotments			Current Year Obligations					Current Year Disbursements					Balances					
		Authorized Appropriations	Adjustments (Transfers To/From Modifications/ Augmentations)	Adjusted Appropriations	Allotments Received	Transfer To	Transfer From	Adjusted Allotments	1st Quarter Ending March 31	2nd Quarter Ending June 30	3rd Quarter Ending September 30	4th Quarter Ending December 31	Total	1st Quarter Ending March 31	2nd Quarter Ending June 30	3rd Quarter Ending September 30	4th Quarter Ending December 31	Total	Unreleased Appropriations	Unobligated Allotments	Unpaid Obligations (15-20)-(23+24)		
																					Due and Demandable	Not Yet Due and Demandable	
1	2	3	4	5	6	7	8	9	10=(8+(7+4+9))	11	12	13	14	15=(11+12+13+14)	16	17	18	19	20=(16+17+18+19)	21	22	23	24
I. Agency Specific Budget		1,476,356,000.00	0.00	1,476,356,000.00	1,476,356,000.00	0.00	0.00	0.00	1,476,356,000.00	370,676,731.74	397,024,788.23	381,371,667.83	327,236,376.80	1,476,208,562.20	338,699,306.21	389,580,731.97	388,006,968.12	349,007,280.81	1,465,994,278.11	0.00	147,437.80	10,214,284.09	0.00
General Administration and Support	10000000000000	259,516,000.00	(42,914,936.12)	216,601,063.88	259,516,000.00	0.00	0.00	0.00	216,601,063.88	71,991,449.53	34,209,739.77	51,089,098.71	59,243,883.24	216,533,971.25	65,678,017.62	34,377,866.00	51,030,428.99	60,035,200.13	211,121,032.74	0.00	67,092.63	5,412,938.51	0.00
General Management and Supervision	10000010000000	244,749,000.00	(35,349,325.21)	209,399,674.79	244,749,000.00	0.00	0.00	0.00	209,399,674.79	70,060,899.02	34,170,921.98	51,004,545.00	54,096,216.16	209,332,582.16	63,747,467.11	34,338,968.21	50,945,875.28	56,947,733.05	205,979,643.65	0.00	67,092.63	3,352,938.51	0.00
PS		121,822,000.00	(24,559,325.21)	97,262,674.79	121,822,000.00	0.00	0.00	0.00	97,262,674.79	26,866,678.36	18,862,270.88	17,467,848.13	34,075,877.39	97,262,674.79	26,866,678.36	18,862,270.88	17,467,848.13	33,983,660.74	97,170,458.14	0.00	0.00	92,216.65	0.00
MOOE		104,039,000.00	(10,790,000.00)	93,249,000.00	104,039,000.00	0.00	0.00	0.00	93,249,000.00	39,929,420.63	13,304,661.10	22,035,246.87	17,978,671.40	93,249,000.00	33,615,968.72	13,472,307.33	21,976,577.15	21,214,072.31	90,278,945.51	0.00	0.00	2,970,054.49	0.00
CO		18,888,000.00	0.00	18,888,000.00	18,888,000.00	0.00	0.00	0.00	18,888,000.00	3,264,800.00	2,003,990.00	11,511,450.00	2,040,667.37	18,820,907.37	3,264,800.00	2,003,990.00	11,511,450.00	1,750,000.00	18,530,240.00	0.00	67,092.63	290,667.37	0.00
Administration of Personnel Benefits	100000100002000	14,767,000.00	(7,565,810.91)	7,201,189.09	14,767,000.00	0.00	0.00	0.00	7,201,189.09	1,930,550.51	36,817.79	84,553.71	5,147,467.08	7,201,189.09	1,930,550.51	36,817.79	84,553.71	3,087,467.08	5,141,389.09	0.00	0.00	2,060,000.00	0.00
PS		14,767,000.00	(7,565,810.91)	7,201,189.09	14,767,000.00	0.00	0.00	0.00	7,201,189.09	1,930,550.51	36,817.79	84,553.71	5,147,467.08	7,201,189.09	1,930,550.51	36,817.79	84,553.71	3,087,467.08	5,141,389.09	0.00	0.00	2,060,000.00	0.00
Sub-Total, General Administration and Support		259,516,000.00	(42,914,936.12)	216,601,063.88	259,516,000.00	0.00	0.00	0.00	216,601,063.88	71,991,449.53	34,209,739.77	51,089,098.71	59,243,883.24	216,533,971.25	65,678,017.62	34,377,866.00	51,030,428.99	60,035,200.13	211,121,032.74	0.00	67,092.63	5,412,938.51	0.00
PS		136,568,000.00	(32,124,936.12)	104,443,063.88	136,568,000.00	0.00	0.00	0.00	104,443,063.88	28,797,228.90	18,801,088.67	17,542,401.84	39,223,344.47	104,443,063.88	28,797,228.90	18,801,088.67	17,542,401.84	37,071,127.82	102,311,847.23	0.00	0.00	2,162,216.86	0.00
MOOE		104,039,000.00	(10,790,000.00)	93,249,000.00	104,039,000.00	0.00	0.00	0.00	93,249,000.00	39,929,420.63	13,304,661.10	22,035,246.87	17,978,671.40	93,249,000.00	33,615,968.72	13,472,307.33	21,976,577.15	21,214,072.31	90,278,945.51	0.00	0.00	2,970,054.49	0.00
FinEx (If Applicable)		0.00	0.00	0.00	0.00	0.00	0.00	0.00	0.00	0.00	0.00	0.00	0.00	0.00	0.00	0.00	0.00	0.00	0.00	0.00	0.00	0.00	0.00
CO		18,888,000.00	0.00	18,888,000.00	18,888,000.00	0.00	0.00	0.00	18,888,000.00	3,264,800.00	2,003,990.00	11,511,450.00	2,040,667.37	18,820,907.37	3,264,800.00	2,003,990.00	11,511,450.00	1,750,000.00	18,530,240.00	0.00	67,092.63	290,667.37	0.00
Operations	30000000000000	1,216,840,000.00	42,914,936.12	1,259,754,936.12	1,216,840,000.00	0.00	0.00	0.00	1,259,754,936.12	298,585,282.21	362,815,046.46	330,282,568.92	267,991,693.36	1,259,674,590.95	272,921,288.59	355,203,345.97	337,776,530.13	288,972,080.68	1,254,873,245.37	0.00	80,345.17	4,801,345.58	0.00
OO - Due process in resolving labor disputes ensured		1,216,840,000.00	42,914,936.12	1,259,754,936.12	1,216,840,000.00	0.00	0.00	0.00	1,259,754,936.12	298,585,282.21	362,815,046.46	330,282,568.92	267,991,693.36	1,259,674,590.95	272,921,288.59	355,203,345.97	337,776,530.13	288,972,080.68	1,254,873,245.37	0.00	80,345.17	4,801,345.58	0.00
LABOR ARBITRATION PROGRAM		1,216,840,000.00	42,914,936.12	1,259,754,936.12	1,216,840,000.00	0.00	0.00	0.00	1,259,754,936.12	298,585,282.21	362,815,046.46	330,282,568.92	267,991,693.36	1,259,674,590.95	272,921,288.59	355,203,345.97	337,776,530.13	288,972,080.68	1,254,873,245.37	0.00	80,345.17	4,801,345.58	0.00
Resolution of Appealed Labor Cases	310100100001000	390,764,000.00	74,853,671.69	465,617,671.69	390,764,000.00	0.00	0.00	0.00	465,617,671.69	111,803,322.51	127,637,971.17	101,521,461.69	124,775,294.32	465,538,049.69	111,452,671.96	127,641,992.18	101,606,835.23	124,174,311.97	464,674,411.34	0.00	79,622.00	663,638.35	0.00
PS		320,147,000.00	80,943,671.69	401,090,671.69	320,147,000.00	0.00	0.00	0.00	401,090,671.69	83,454,161.59	108,714,508.55	93,978,527.57	114,843,473.98	401,090,671.69	83,435,051.37	108,733,818.77	93,978,527.57	114,785,691.22	400,832,888.93	0.00	0.00	157,782.76	0.00
MOOE		45,417,000.00	(6,080,000.00)	39,337,000.00	45,417,000.00	0.00	0.00	0.00	39,337,000.00	4,754,524.92	18,923,462.62	7,542,934.12	8,106,078.34	39,337,000.00	4,622,984.59	18,907,973.41	7,627,307.66	7,662,878.75	38,821,144.41	0.00	0.00	505,855.59	0.00
CO		25,200,000.00	0.00	25,200,000.00	25,200,000.00	0.00	0.00	0.00	25,200,000.00	23,394,636.00	0.00	0.00	1,725,742.00	25,120,378.00	23,394,636.00	0.00	0.00	1,725,742.00	25,120,378.00	0.00	79,622.00	0.00	0.00
Arbitration of Labor Cases	310100100002000	826,076,000.00	(31,938,735.57)	794,137,264.43	826,076,000.00	0.00	0.00	0.00	794,137,264.43	186,981,959.70	235,177,075.29	228,761,107.23	143,216,399.04	794,136,541.26	161,468,616.63	227,561,753.79	236,170,694.90	164,787,768.71	789,998,834.03	0.00	723.17	4,137,707.23	0.00
PS		707,644,000.00	(16,504,735.57)	691,139,264.43	707,644,000.00	0.00	0.00	0.00	691,139,264.43	168,481,326.74	205,720,462.01	202,942,566.88	114,994,736.40	691,139,112.03	143,405,490.05	197,886,720.62	210,452,682.46	139,098,794.93	690,843,688.56	0.00	152.40	1,295,423.47	0.00
MOOE		118,432,000.00	(16,434,000.00)	101,998,000.00	118,432,000.00	0.00	0.00	0.00	101,998,000.00	18,500,632.96	29,456,583.28	25,816,540.35	28,221,662.64	101,997,429.23	18,063,126.08	29,675,033.17	25,718,012.44	25,698,973.78	99,155,145.47	0.00	570.77	2,842,283.76	0.00
Sub-Total, Operations		1,216,840,000.00	42,914,936.12	1,259,754,936.12	1,216,840,000.00	0.00	0.00	0.00	1,259,754,936.12	298,585,282.21	362,815,046.46	330,282,568.92	267,991,693.36	1,259,674,590.95	272,921,288.59	355,203,345.97	337,776,530.13	288,972,080.68	1,254,873,245.37	0.00	80,345.17	4,801,345.58	0.00
PS		1,027,791,000.00	65,438,783.72	1,093,229,783.72	1,027,791,000.00	0.00	0.00	0.00	1,093,229,783.72	251,835,486.33	314,434,980.56	296,921,094.45	229,938,210.38	1,093,229,783.72	226,840,541.92	305,820,336.39	304,431,210.03	253,884,466.15	1,091,776,577.49	0.00	0.00	1,453,206.23	0.00
MOOE		163,849,000.00	(22,524,000.00)	141,325,000.00	163,849,000.00	0.00	0.00	0.00	141,325,000.00	23,256,157.88	48,380,065.90	33,361,474.47	36,327,740.98	141,324,429.23	22,686,110.67	48,583,008.58	33,345,320.10	33,361,852.53	137,976,269.88	0.00	570.77	3,348,139.35	0.00
FinEx (If Applicable)		0.00	0.00	0.00	0.00	0.00	0.00	0.00	0.00	0.00	0.00	0.00	0.00	0.00	0.00	0.00	0.00	0.00	0.00	0.00	0.00	0.00	0.00
CO		25,200,000.00	0.00	25,200,000.00	25,200,000.00	0.00	0.00	0.00	25,200,000.00	23,394,636.00	0.00	0.00	1,725,742.00	25,120,378.00	23,394,636.00	0.00	0.00	1,725,742.00	25,120,378.00	0.00	79,622.00	0.00	0.00

Department : Department of Labor and Employment (DOLE)
 Agency/Entity : National Labor Relations Commission
 Operating Unit : Central Office
 Organization Code (UACS) : 16 004 010000
 Fund Cluster : 01 - Regular Agency Fund

(e.g. UACS Fund Cluster: 01-Regular Agency Fund, 02-Foreign Assisted Projects Fund, 03-Special Account-Locally Funded/Domestic Grants Fund, and 04-Special Account-Foreign Assisted/Foreign Grants Fund)

X	Current Year Appropriations
	Supplemental Appropriations
	Continuing Appropriations

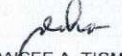
Particulars	UACS CODE	Appropriations			Allotments				Current Year Obligations					Current Year Disbursements					Balances				
		Authorized Appropriations	Adjustments (Transfers To/From Modifications/Augmentations)	Adjusted Appropriations	Allotments Received	Transfer To	Transfer From	Adjusted Allotments	1st Quarter Ending March 31	2nd Quarter Ending June 30	3rd Quarter Ending September 30	4th Quarter Ending December 31	Total	1st Quarter Ending March 31	2nd Quarter Ending June 30	3rd Quarter Ending September 30	4th Quarter Ending December 31	Total	Unreleased Appropriations	Unobligated Allotments	Unpaid Obligations (15-20)=(23+24)		
																					Due and Demandable	Not Yet Due and Demandable	
1	2	3	4	5	6	7	8	9	10	11	12	13	14	15	16	17	18	19	20	21	22	23	24
Sub-Total, I. Agency Specific Budget		1,476,356,000.00	0.00	1,476,356,000.00	1,476,356,000.00	0.00	0.00	1,476,356,000.00	370,576,731.74	387,024,786.23	381,371,667.63	327,235,376.60	1,476,208,562.20	338,589,306.21	389,580,731.97	388,896,959.12	348,687,280.81	1,465,894,278.11	0.00	147,437.80	16,214,284.09	0.00	
PS		1,164,380,000.00	33,314,000.00	1,197,694,000.00	1,164,380,000.00	0.00	0.00	1,197,694,000.00	280,732,717.23	333,336,079.23	314,463,496.29	269,161,554.85	1,197,693,647.60	255,637,770.82	325,521,428.06	321,973,611.87	290,855,613.97	1,194,088,424.72	0.00	152.40	3,605,422.88	0.00	
MOOE		267,888,000.00	(33,314,000.00)	234,574,000.00	267,888,000.00	0.00	0.00	234,574,000.00	63,184,578.51	61,684,717.00	55,386,721.34	54,307,412.38	234,573,429.23	56,302,099.39	62,055,313.91	55,321,897.25	54,575,804.84	228,255,235.39	0.00	570.77	6,318,193.84	0.00	
FinEx (if Applicable)		0.00	0.00	0.00	0.00	0.00	0.00	0.00	0.00	0.00	0.00	0.00	0.00	0.00	0.00	0.00	0.00	0.00	0.00	0.00	0.00	0.00	
CO		44,088,000.00	0.00	44,088,000.00	44,088,000.00	0.00	0.00	44,088,000.00	26,659,436.00	2,003,990.00	11,511,450.00	3,766,426.37	43,941,285.37	26,659,436.00	2,003,990.00	11,511,450.00	3,475,742.00	43,650,618.00	0.00	146,714.63	290,667.37	0.00	
II. Automatic Appropriations		74,837,000.00	3,280,000.00	78,117,000.00	78,117,000.00	0.00	0.00	78,117,000.00	13,873,466.26	20,800,129.73	20,070,063.40	19,166,394.34	73,910,053.73	13,866,439.24	20,807,156.75	19,780,339.00	19,210,918.91	73,664,853.90	0.00	4,206,946.27	245,199.83	0.00	
Specific Budgets of National Government Agencies		74,837,000.00	3,280,000.00	78,117,000.00	78,117,000.00	0.00	0.00	78,117,000.00	13,873,466.26	20,800,129.73	20,070,063.40	19,166,394.34	73,910,053.73	13,866,439.24	20,807,156.75	19,780,339.00	19,210,918.91	73,664,853.90	0.00	4,206,946.27	245,199.83	0.00	
Retirement and Life Insurance Premiums		74,837,000.00	3,280,000.00	78,117,000.00	78,117,000.00	0.00	0.00	78,117,000.00	13,873,466.26	20,800,129.73	20,070,063.40	19,166,394.34	73,910,053.73	13,866,439.24	20,807,156.75	19,780,339.00	19,210,918.91	73,664,853.90	0.00	4,206,946.27	245,199.83	0.00	
PS		74,837,000.00	3,280,000.00	78,117,000.00	78,117,000.00	0.00	0.00	78,117,000.00	13,873,466.26	20,800,129.73	20,070,063.40	19,166,394.34	73,910,053.73	13,866,439.24	20,807,156.75	19,780,339.00	19,210,918.91	73,664,853.90	0.00	4,206,946.27	245,199.83	0.00	
Sub-total II. Automatic Appropriations		74,837,000.00	3,280,000.00	78,117,000.00	78,117,000.00	0.00	0.00	78,117,000.00	13,873,466.26	20,800,129.73	20,070,063.40	19,166,394.34	73,910,053.73	13,866,439.24	20,807,156.75	19,780,339.00	19,210,918.91	73,664,853.90	0.00	4,206,946.27	245,199.83	0.00	
PS		74,837,000.00	3,280,000.00	78,117,000.00	78,117,000.00	0.00	0.00	78,117,000.00	13,873,466.26	20,800,129.73	20,070,063.40	19,166,394.34	73,910,053.73	13,866,439.24	20,807,156.75	19,780,339.00	19,210,918.91	73,664,853.90	0.00	4,206,946.27	245,199.83	0.00	
MOOE		0.00	0.00	0.00	0.00	0.00	0.00	0.00	0.00	0.00	0.00	0.00	0.00	0.00	0.00	0.00	0.00	0.00	0.00	0.00	0.00	0.00	
FinEx		0.00	0.00	0.00	0.00	0.00	0.00	0.00	0.00	0.00	0.00	0.00	0.00	0.00	0.00	0.00	0.00	0.00	0.00	0.00	0.00	0.00	
CO		0.00	0.00	0.00	0.00	0.00	0.00	0.00	0.00	0.00	0.00	0.00	0.00	0.00	0.00	0.00	0.00	0.00	0.00	0.00	0.00	0.00	
III. Special Purpose Fund		0.00	498,754,806.00	498,754,806.00	0.00	0.00	0.00	498,754,806.00	104,243,496.36	71,441,643.80	104,732,003.58	218,337,662.26	498,754,806.00	104,243,496.36	71,441,643.80	103,237,433.55	219,771,741.74	498,694,315.45	0.00	0.00	60,490.55	0.00	
Miscellaneous Personnel Benefits Fund		0.00	498,754,806.00	498,754,806.00	0.00	0.00	0.00	498,754,806.00	104,243,496.36	71,441,643.80	104,732,003.58	218,337,662.26	498,754,806.00	104,243,496.36	71,441,643.80	103,237,433.55	219,771,741.74	498,694,315.45	0.00	0.00	60,490.55	0.00	
PS		0.00	498,754,806.00	498,754,806.00	0.00	0.00	0.00	498,754,806.00	104,243,496.36	71,441,643.80	104,732,003.58	218,337,662.26	498,754,806.00	104,243,496.36	71,441,643.80	103,237,433.55	219,771,741.74	498,694,315.45	0.00	0.00	60,490.55	0.00	
Pension and Gratuity Fund		0.00	269,254,270.00	269,254,270.00	0.00	0.00	0.00	269,254,270.00	60,179,788.00	71,318,555.34	77,282,459.41	60,810,745.40	269,591,548.15	60,179,788.00	71,318,555.34	77,282,459.41	60,810,745.40	269,591,548.15	0.00	337,278.15	60,490.55	0.00	
PS		0.00	269,254,270.00	269,254,270.00	0.00	0.00	0.00	269,254,270.00	60,179,788.00	71,318,555.34	77,282,459.41	60,810,745.40	269,591,548.15	60,179,788.00	71,318,555.34	77,282,459.41	60,810,745.40	269,591,548.15	0.00	337,278.15	60,490.55	0.00	
For payment of Personnel Benefits		0.00	102,775,662.00	102,775,662.00	0.00	0.00	0.00	102,775,662.00	0.00	0.00	0.00	102,775,662.00	102,775,662.00	0.00	0.00	0.00	102,775,662.00	102,775,662.00	0.00	0.00	0.00	0.00	
PS		0.00	102,775,662.00	102,775,662.00	0.00	0.00	0.00	102,775,662.00	0.00	0.00	0.00	102,775,662.00	102,775,662.00	0.00	0.00	0.00	102,775,662.00	102,775,662.00	0.00	0.00	0.00	0.00	
Pension and Gratuity Fund		0.00	33,071,229.00	33,071,229.00	0.00	0.00	0.00	33,071,229.00	0.00	0.00	0.00	33,071,229.00	33,071,229.00	0.00	0.00	0.00	33,071,229.00	33,071,229.00	0.00	0.00	0.00	0.00	
PS		0.00	33,071,229.00	33,071,229.00	0.00	0.00	0.00	33,071,229.00	0.00	0.00	0.00	33,071,229.00	33,071,229.00	0.00	0.00	0.00	33,071,229.00	33,071,229.00	0.00	0.00	0.00	0.00	
Sub-Total III. Special Purpose Fund		0.00	498,754,806.00	498,754,806.00	0.00	0.00	0.00	498,754,806.00	104,243,496.36	71,441,643.80	104,732,003.58	218,337,662.26	498,754,806.00	104,243,496.36	71,441,643.80	103,237,433.55	219,771,741.74	498,694,315.45	0.00	0.00	60,490.55	0.00	
PS		0.00	498,754,806.00	498,754,806.00	0.00	0.00	0.00	498,754,806.00	104,243,496.36	71,441,643.80	104,732,003.58	218,337,662.26	498,754,806.00	104,243,496.36	71,441,643.80	103,237,433.55	219,771,741.74	498,694,315.45	0.00	0.00	60,490.55	0.00	
MOOE		0.00	0.00	0.00	0.00	0.00	0.00	0.00	0.00	0.00	0.00	0.00	0.00	0.00	0.00	0.00	0.00	0.00	0.00	0.00	0.00	0.00	
FinEx		0.00	0.00	0.00	0.00	0.00	0.00	0.00	0.00	0.00	0.00	0.00	0.00	0.00	0.00	0.00	0.00	0.00	0.00	0.00	0.00	0.00	
CO		0.00	0.00	0.00	0.00	0.00	0.00	0.00	0.00	0.00	0.00	0.00	0.00	0.00	0.00	0.00	0.00	0.00	0.00	0.00	0.00	0.00	
IV. Reversion of the Unobligated Allotments charged against R.A. Nos. 11465 and 11494		0.00	0.00	0.00	0.00	0.00	0.00	0.00	0.00	0.00	0.00	0.00	0.00	0.00	0.00	0.00	0.00	0.00	0.00	0.00	0.00	0.00	
GRAND TOTAL		1,551,193,000.00	502,034,806.00	2,053,227,806.00	1,554,473,000.00	0.00	0.00	2,053,227,806.00	488,693,694.36	489,266,559.76	506,173,734.61	564,739,433.20	2,048,873,421.93	456,799,241.81	481,828,532.52	511,824,731.67	587,989,941.46	2,038,353,447.46	0.00	4,354,384.07	10,519,874.47	0.00	
PS		1,239,217,000.00	535,348,806.00	1,774,565,806.00	1,242,497,000.00	0.00	0.00	1,774,565,806.00	398,849,679.85	425,577,852.76	439,265,563.27	508,065,611.45	1,770,358,707.33	373,747,706.42	417,770,228.61	444,991,384.42	529,938,274.62	1,766,447,584.07	0.00	4,207,096.67	3,911,113.26	0.00	
MOOE		267,888,000.00	(33,314,000.00)	234,574,000.00	267,888,000.00	0.00	0.00	234,574,000.00	63,184,578.51	61,684,717.00	55,386,721.34	54,307,412.38	234,573,429.23	56,302,099.39	62,055,313.91	55,321,897.25	54,575,804.84	228,255,235.39	0.00	570.77	6,318,193.84	0.00	
CO		44,088,000.00	0.00	44,088,000.00	44,088,000.00	0.00	0.00	44,088,000.00	26,659,436.00	2,0													


Department : Department of Labor and Employment (DOLE)
 Agency/Entity : National Labor Relations Commission
 Operating Unit : Central Office
 Organization Code (UACS) : 16 004 0100000
 Fund Cluster : 01 - Regular Agency Fund
 (e.g. UACS Fund Cluster: 01-Regular Agency Fund, 02-Foreign Assisted Projects Fund, 03-Special Account-Locally Funded/Domestic Grants Fund, and 04-Special Account-Foreign Assisted/Foreign Grants Fund)

Current Year Appropriations
 Supplemental Appropriations
 Continuing Appropriations

Particulars	UACS CODE	Appropriations			Allotments			Current Year Obligations				Current Year Disbursements				Balances																									
		Authorized Appropriations	Adjustments (Transfers To/From Modifications/ Augmentations)	Adjusted Appropriations	Allotments Received	Transfer To	Transfer From	Adjusted Allotments	1st Quarter Ending March 31	2nd Quarter Ending June 30	3rd Quarter Ending September 30	4th Quarter Ending December 31	Total	1st Quarter Ending March 31	2nd Quarter Ending June 30	3rd Quarter Ending September 30	4th Quarter Ending December 31	Total	Unreleased Appropriations	Unobligated Allotments	Unpaid Obligations (15-20) (23-24)																				
									11	12	13	14	15=(11+12+13+14)	16	17	18	19	20=(16+17+18+19)			21	22	23	24																	
Recapitulation by DO:																																									
LABOR ARBITRATION PROGRAM		1,216,840,000.00	42,914,936.12	1,259,754,936.12	1,216,840,000.00	0.00	0.00	1,259,754,936.12	298,585,282.21	362,815,046.46	330,282,568.82	267,991,693.36	1,259,674,590.95	272,921,286.59	355,203,346.97	337,776,530.13	286,972,080.68	1,254,873,245.37	0.00	80,345.17	4,801,345.58	0.00																			


Certified Correct:


 DAISEE A. TISMO
 LAA/Acting Budget Officer

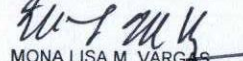


HAROLD M. CARBO
 Chief Adm. Officer, Mgmt. & Fiscal Division

Recommending Approval By:


 ELVIRA F. CRUZ
 Director II, Mgmt. & Admin. Dept.

Approved: (By authority of the Chairperson)


 MONA LISA M. VARGAS
 Labor Arbiter/Acting Exec. Clerk of Court IV

STATEMENT OF APPROPRIATIONS, ALLOTMENTS, OBLIGATIONS, DISBURSEMENTS AND BALANCES
As at the Quarter Ending December 31, 2024

Department : Department of Labor and Employment (DOLE)
Agency/Entity : National Labor Relations Commission
Operating Unit : Central Office
Organization Code (UACS) : 16 904 0190000
Fund Cluster : 01 - Regular Agency Fund
(e.g. UACS Fund Cluster: 01-Regular Agency Fund, 02-Foreign Assisted Projects Fund, 03-Special Account-Locally Funded/Domestic Grants Fund, and 04-Special Account-Foreign Assisted/Foreign Grants Fund)

Current Year Appropriations
Supplemental Appropriations
X Continuing Appropriations

Table with columns: Particulars, UACS CODE, Appropriations (Authorized, Adjusted), Allotments (SAPD, Unobligated), Adjustments, Transfer To, Transfer From, Adjusted Allotments, 1st-4th Quarter Ending, Total, Current Year Disbursements (1st-4th Quarter Ending, Total), Unobligated Funds (Unreleased, Unobligated), and Balances (Unpaid Obligations).

This report was generated using the Unified Reporting System on January 30, 2025 12:28 PM. Status: SUBMITTED

Certified Correct:
[Signature]
DAISEE A. TISMO
LAA Acting Budget Officer

Recommending Approval By:
[Signature]
ELVIRA CRUZ
Director/II, Mgmt. and Admin. Dept.

Approved: (By authority of the Chairperson)
[Signature]
MONA LISA M. VARGAS
Labor Arbitrer/ Acting Exec. Clerk of Court IV