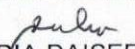



Department : Department of Labor and Employment (DOLE)
 Agency/Entity : National Labor Relations Commission
 Operating Unit : Central Office
 Organization Code (UACS) : 16 004 0100000
 Fund Cluster : 01 - Regular Agency Fund


(e.g. UACS Fund Cluster: 01-Regular Agency Fund, 02-Foreign Assisted Projects Fund, 03-Special Account-Locally Funded/Domestic Grants Fund, and 04-Special Account-Foreign Assisted/Foreign Grants Fund)

X	Current Year Appropriations
	Supplemental Appropriations
	Continuing Appropriations

Particulars	UACS CODE	Appropriations		Allotments		Current Year Obligations				Current Year Disbursements					Balances				
		Authorized Appropriations	Adjustments (Transfer To/From, Modifications/ Supplementations)	Adjusted Appropriations	Allotments Received	Adjusted Allotments	1st Quarter Ending March 31	2nd Quarter Ending June 30	3rd Quarter Ending September 30	Total	1st Quarter Ending March 31	2nd Quarter Ending June 30	3rd Quarter Ending September 30	4th Quarter Ending December 31	Total	Unobligated Allotments	Unpaid Obligations (15-20)=(23+24)		
		3	4	5=(3+4)	6	10=[(6+7)-8+9]	11	12	13	15=(11+12+13+14)	16	17	18	19	20=(16+17+18+19)	22	Due and Demandable	Not Yet Due	
Operations	3000000 0000000	63,194,000.00	0.00	63,194,000.00	63,194,000.00	63,194,000.00	18,084,845.05	18,229,799.85	20,944,472.37	57,259,117.27	17,947,681.33	18,283,321.86	15,079,950.87	0.00	51,310,954.06	5,934,882.73	5,948,163.21	0.00	
OO - Due process in resolving labor disputes ensured		63,194,000.00	0.00	63,194,000.00	63,194,000.00	18,084,845.05	18,229,799.85	20,944,472.37	57,259,117.27	17,947,681.33	18,283,321.86	15,079,950.87	0.00	51,310,954.06	5,934,882.73	5,948,163.21	0.00		
LABOR ARBITRATION PROGRAM		61,145,000.00	0.00	61,145,000.00	61,145,000.00	17,682,126.73	17,817,722.97	20,541,754.05	56,041,603.75	17,544,963.01	17,871,244.98	14,677,232.55	0.00	50,083,440.54	5,103,396.25	5,948,163.21	0.00		
Resolution of Appealed Labor Cases	3101001 0000100	22,417,000.00	0.00	22,417,000.00	22,417,000.00	6,827,588.87	7,827,300.44	9,003,596.68	23,658,485.99	6,827,588.87	7,827,300.44	5,780,994.52	0.00	20,435,883.83	(1,241,485.99)	3,222,602.16	0.00		
PS		22,417,000.00	0.00	22,417,000.00	22,417,000.00	6,827,588.87	7,827,300.44	9,003,596.68	23,658,485.99	6,827,588.87	7,827,300.44	5,780,994.52	0.00	20,435,883.83	(1,241,485.99)	3,222,602.16	0.00		
Arbitration of Labor Cases	3101001 0000200	38,728,000.00	0.00	38,728,000.00	38,728,000.00	10,854,537.86	9,990,422.53	11,538,157.37	32,383,117.76	10,717,374.14	10,043,944.54	8,896,238.03	0.00	29,657,556.71	6,344,882.24	2,725,561.05	0.00		
PS		38,728,000.00	0.00	38,728,000.00	38,728,000.00	10,854,537.86	9,990,422.53	11,538,157.37	32,383,117.76	10,717,374.14	10,043,944.54	8,896,238.03	0.00	29,657,556.71	6,344,882.24	2,725,561.05	0.00		
EXECUTION PROGRAM		2,049,000.00	0.00	2,049,000.00	2,049,000.00	402,718.32	412,076.88	402,718.32	1,217,513.52	402,718.32	412,076.88	402,718.32	0.00	1,217,513.52	831,486.48	0.00	0.00		
Implementation and execution of judgments rendered in labor cases	3102001 0000100	2,049,000.00	0.00	2,049,000.00	2,049,000.00	402,718.32	412,076.88	402,718.32	1,217,513.52	402,718.32	412,076.88	402,718.32	0.00	1,217,513.52	831,486.48	0.00	0.00		
PS		2,049,000.00	0.00	2,049,000.00	2,049,000.00	402,718.32	412,076.88	402,718.32	1,217,513.52	402,718.32	412,076.88	402,718.32	0.00	1,217,513.52	831,486.48	0.00	0.00		
Sub-total, Operations		63,194,000.00	0.00	63,194,000.00	63,194,000.00	63,194,000.00	18,084,845.05	18,229,799.85	20,944,472.37	57,259,117.27	17,947,681.33	18,283,321.86	15,079,950.87	0.00	51,310,954.06	5,934,882.73	5,948,163.21	0.00	
PS		63,194,000.00	0.00	63,194,000.00	63,194,000.00	63,194,000.00	18,084,845.05	18,229,799.85	20,944,472.37	57,259,117.27	17,947,681.33	18,283,321.86	15,079,950.87	0.00	51,310,954.06	5,934,882.73	5,948,163.21	0.00	
Sub-total, II. Automatic Appropriations		70,297,000.00	6,693,000.00	76,990,000.00	76,990,000.00	76,990,000.00	19,293,450.03	19,515,773.32	23,168,947.18	61,978,170.53	19,156,286.31	19,569,295.33	16,517,514.38	0.00	55,243,096.02	15,011,829.47	6,735,074.51	0.00	
PS		70,297,000.00	6,693,000.00	76,990,000.00	76,990,000.00	76,990,000.00	19,293,450.03	19,515,773.32	23,168,947.18	61,978,170.53	19,156,286.31	19,569,295.33	16,517,514.38	0.00	55,243,096.02	15,011,829.47	6,735,074.51	0.00	
III. Special Purpose Fund		0.00	457,541,404.00	457,541,404.00	0.00	457,541,404.00	129,119,258.16	162,667,789.35	94,291,485.44	386,078,532.95	100,410,257.72	191,360,547.07	75,295,026.44	0.00	367,065,831.23	71,462,871.05	19,012,701.72	0.00	
Miscellaneous Personnel Benefits Fund		0.00	124,960,247.00	124,960,247.00	0.00	124,960,247.00	0.00	34,751,274.22	0.00	34,751,274.22	0.00	34,735,031.50	0.00	0.00	34,735,031.50	90,208,972.78	16,242.72	0.00	
PS		0.00	124,960,247.00	124,960,247.00	0.00	124,960,247.00	0.00	34,751,274.22	0.00	34,751,274.22	0.00	34,735,031.50	0.00	0.00	34,735,031.50	90,208,972.78	16,242.72	0.00	
Pension and Gratuity Fund		0.00	332,581,157.00	332,581,157.00	0.00	332,581,157.00	129,119,258.16	127,916,515.13	94,291,485.44	351,327,258.73	100,410,257.72	156,625,515.57	75,295,026.44	0.00	332,330,799.73	(18,746,101.73)	18,996,459.00	0.00	
PS		0.00	332,581,157.00	332,581,157.00	0.00	332,581,157.00	129,119,258.16	127,916,515.13	94,291,485.44	351,327,258.73	100,410,257.72	156,625,515.57	75,295,026.44	0.00	332,330,799.73	(18,746,101.73)	18,996,459.00	0.00	
Sub-Total, III. Special Purpose Fund		0.00	457,541,404.00	457,541,404.00	0.00	457,541,404.00	129,119,258.16	162,667,789.35	94,291,485.44	386,078,532.95	100,410,257.72	191,360,547.07	75,295,026.44	0.00	367,065,831.23	71,462,871.05	19,012,701.72	0.00	
PS		0.00	457,541,404.00	457,541,404.00	0.00	457,541,404.00	129,119,258.16	162,667,789.35	94,291,485.44	386,078,532.95	100,410,257.72	191,360,547.07	75,295,026.44	0.00	367,065,831.23	71,462,871.05	19,012,701.72	0.00	
GRAND TOTAL		1,567,166,000.00	464,234,404.00	2,031,400,404.00	1,573,859,000.00	2,031,400,404.00	532,721,861.77	636,667,572.46	487,165,995.04	1,656,555,429.27	500,766,490.80	660,641,279.05	413,229,353.20	0.00	1,574,637,123.05	374,844,974.73	81,818,306.22	0.00	
PS		1,228,029,000.00	464,234,404.00	1,692,263,404.00	1,234,722,000.00	1,692,263,404.00	461,174,154.07	574,448,488.13	395,198,115.76	1,430,820,757.96	431,405,810.05	602,530,996.81	321,802,493.27	0.00	1,355,739,300.13	261,442,646.04	75,081,457.83	0.00	
MOOE		294,535,000.00	0.00	294,535,000.00	294,535,000.00	294,535,000.00	62,562,022.74	62,219,084.33	56,411,489.28	181,192,596.35	60,374,986.79	58,110,282.24	55,870,409.93	0.00	174,365,747.96	113,342,403.65	6,836,848.39	0.00	
CO		44,602,000.00	0.00	44,602,000.00	44,602,000.00	44,602,000.00	8,985,684.96	0.00	35,556,390.00	44,542,074.96	8,985,684.96	0.00	35,556,390.00	0.00	44,542,074.96	59,925.04	0.00	0.00	
Recapitulation by OO:																			
LABOR ARBITRATION PROGRAM		1,167,923,000.00	0.00	1,167,923,000.00	1,167,923,000.00	1,167,923,000.00	313,862,317.11	390,069,024.52	274,126,682.47	978,058,024.10	312,854,171.31	390,013,504.02	229,945,134.02	0.00	932,812,809.35	189,864,975.90	45,245,214.75	0.00	
EXECUTION PROGRAM		36,973,000.00	0.00	36,973,000.00	36,973,000.00	36,973,000.00	7,562,368.78	7,667,266.25	4,886,462.60	20,136,097.63	7,198,368.78	7,553,266.25	5,384,462.60	0.00	20,136,097.63	16,836,902.37	0.00	0.00	

Certified Correct:

 MARIA DAISEE A. TISMO
 LAA/Acting Budget Officer

Certified Correct:

 HAROLD M. CARBO
 Chief Admn. Officer, Mgmt. and Fiscal Div.

Approved (By authority of the Chairperson):

 PAZ EUGENIA NERI-DYSANGCO
 Labor Arbiter/Acting Exec. Clerk of Court IV

STATEMENT OF APPROPRIATIONS, ALLOTMENTS, OBLIGATIONS, DISBURSEMENTS AND BALANCES

As at the Quarter Ending September 30, 2025

Department : Department of Labor and Employment (DOLE)
 Agency/Entity : National Labor Relations Commission
 Operating Unit : Central Office
 Organization Code (UACS) : 16 004 0100000
 Fund Cluster : 01 - Regular Agency Fund

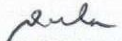
Current Year Appropriations
 Supplemental Appropriations
 X Continuing Appropriations

(e.g. UACS Fund Cluster: 01-Regular Agency Fund, 02-Foreign Assisted Projects Fund, 03-Special Account-Localy Funded/Domestic Grants Fund, and 04-Special Account-Foreign Assisted/Foreign Grants Fund)

Particulars	UACS CODE	Appropriations		Allotments		Current Year Obligations					Current Year Disbursements				Balances			
		Authorized Appropriations	Adjusted Appropriations	Allotments		Adjusted Allotments	1st Quarter Ending March 31	2nd Quarter Ending June 30	3rd Quarter Ending September 30	Total	1st Quarter Ending March 31	2nd Quarter Ending June 30	3rd Quarter Ending September 30	Total	Unused Funds		Unpaid Obligations (16-21)=(24+25)	
				SARO	Unobligated										11=[(6+7)+(8)+9+10]	12	13	14
1	2	3	5=(3+4)	6	7									22=(5-11)	23=(11-16)	24	25	
Operations		0.00	0.00	0.00	0.00	0.00	0.00	0.00	0.00	0.00	0.00	0.00	0.00	0.00	0.00	0.00	0.00	0.00
Sub-Total, II. Special Purpose Fund		0.00	0.00	0.00	0.00	0.00	0.00	0.00	0.00	0.00	0.00	0.00	0.00	0.00	0.00	0.00	0.00	0.00
Unobligated Allotment		0.00	0.00	0.00	147,285.40	147,285.40	0.00	67,092.63	0.00	67,092.63	0.00	67,092.63	0.00	67,092.63	0.00	80,192.77	0.00	0.00
I. Agency Specific Budget		0.00	0.00	0.00	147,285.40	147,285.40	0.00	67,092.63	0.00	67,092.63	0.00	67,092.63	0.00	67,092.63	0.00	80,192.77	0.00	0.00
General Administration and Support	1000000000000000	0.00	0.00	0.00	67,092.63	67,092.63	0.00	67,092.63	0.00	67,092.63	0.00	67,092.63	0.00	67,092.63	0.00	0.00	0.00	0.00
General Management and Supervision	100000100001000	0.00	0.00	0.00	67,092.63	67,092.63	0.00	67,092.63	0.00	67,092.63	0.00	67,092.63	0.00	67,092.63	0.00	0.00	0.00	0.00
CO		0.00	0.00	0.00	67,092.63	67,092.63	0.00	67,092.63	0.00	67,092.63	0.00	67,092.63	0.00	67,092.63	0.00	0.00	0.00	0.00
Sub-Total, General Administration and Support		0.00	0.00	0.00	67,092.63	67,092.63	0.00	67,092.63	0.00	67,092.63	0.00	67,092.63	0.00	67,092.63	0.00	0.00	0.00	0.00
CO		0.00	0.00	0.00	67,092.63	67,092.63	0.00	67,092.63	0.00	67,092.63	0.00	67,092.63	0.00	67,092.63	0.00	0.00	0.00	0.00
Operations	3000000000000000	0.00	0.00	0.00	80,192.77	80,192.77	0.00	0.00	0.00	0.00	0.00	0.00	0.00	0.00	0.00	80,192.77	0.00	0.00
OO - Due process in resolving labor disputes ensured		0.00	0.00	0.00	80,192.77	80,192.77	0.00	0.00	0.00	0.00	0.00	0.00	0.00	0.00	0.00	80,192.77	0.00	0.00
LABOR ARBITRATION PROGRAM		0.00	0.00	0.00	80,192.77	80,192.77	0.00	0.00	0.00	0.00	0.00	0.00	0.00	0.00	0.00	80,192.77	0.00	0.00
Resolution of Appealed Labor Cases	310100100001000	0.00	0.00	0.00	79,622.00	79,622.00	0.00	0.00	0.00	0.00	0.00	0.00	0.00	0.00	0.00	79,622.00	0.00	0.00
CO		0.00	0.00	0.00	79,622.00	79,622.00	0.00	0.00	0.00	0.00	0.00	0.00	0.00	0.00	0.00	79,622.00	0.00	0.00
Arbitration of Labor Cases	310100100002000	0.00	0.00	0.00	570.77	570.77	0.00	0.00	0.00	0.00	0.00	0.00	0.00	0.00	0.00	570.77	0.00	0.00
MOOE		0.00	0.00	0.00	570.77	570.77	0.00	0.00	0.00	0.00	0.00	0.00	0.00	0.00	0.00	570.77	0.00	0.00
Sub-Total, Operations		0.00	0.00	0.00	80,192.77	80,192.77	0.00	0.00	0.00	0.00	0.00	0.00	0.00	0.00	0.00	80,192.77	0.00	0.00
MOOE		0.00	0.00	0.00	570.77	570.77	0.00	0.00	0.00	0.00	0.00	0.00	0.00	0.00	0.00	570.77	0.00	0.00
CO		0.00	0.00	0.00	79,622.00	79,622.00	0.00	0.00	0.00	0.00	0.00	0.00	0.00	0.00	0.00	79,622.00	0.00	0.00
Sub-Total, I. Agency Specific Budget		0.00	0.00	0.00	147,285.40	147,285.40	0.00	67,092.63	0.00	67,092.63	0.00	67,092.63	0.00	67,092.63	0.00	80,192.77	0.00	0.00
MOOE		0.00	0.00	0.00	570.77	570.77	0.00	0.00	0.00	0.00	0.00	0.00	0.00	0.00	0.00	570.77	0.00	0.00
CO		0.00	0.00	0.00	146,714.63	146,714.63	0.00	67,092.63	0.00	67,092.63	0.00	67,092.63	0.00	67,092.63	0.00	79,622.00	0.00	0.00
GRAND TOTAL		0.00	0.00	0.00	147,285.40	147,285.40	0.00	67,092.63	0.00	67,092.63	0.00	67,092.63	0.00	67,092.63	0.00	80,192.77	0.00	0.00
MOOE		0.00	0.00	0.00	570.77	570.77	0.00	0.00	0.00	0.00	0.00	0.00	0.00	0.00	0.00	570.77	0.00	0.00
CO		0.00	0.00	0.00	146,714.63	146,714.63	0.00	67,092.63	0.00	67,092.63	0.00	67,092.63	0.00	67,092.63	0.00	79,622.00	0.00	0.00
Recapitulation by OO:																		
Unobligated Allotment		0.00	0.00	0.00	80,192.77	80,192.77	0.00	0.00	0.00	0.00	0.00	0.00	0.00	0.00	0.00	80,192.77	0.00	0.00
LABOR ARBITRATION PROGRAM		0.00	0.00	0.00	80,192.77	80,192.77	0.00	0.00	0.00	0.00	0.00	0.00	0.00	0.00	0.00	80,192.77	0.00	0.00


This report was generated using the Unified Reporting System. Status : SUBMITTED. Date Printed : October 30, 2025 8:19 AM. Date of initial submission : October 29, 2025 6:25 PM. Date of final submission : October 29, 2025 6:25 PM

Certified Correct:


MARIA DAISE A. TISMO
 LAA/Acting Budget Officer


This report was generated using the Unified Reporting System. Status : SUBMITTED.

Certified Correct:


HAROLD M. CARBO
 Chief Admin. Officer, Mgmt. and Fiscal Div.

Date Printed : October 30, 2025 8:19 AM. Date of initial submission : October 29, 2025 6:25 PM. Date of final submission : October 29, 2025 6:25 PM

Approved (By authority of the Chairperson):


PAZ EUGENIA NERI-DYSANGCO
 Labor Arbiter/Acting Exec. Clerk of Court IV