

COMMISSION ON AUDIT
 NATIONAL LABOR RELATIONS COMMISSION
RECEIVED
 By: _____
 Date: NOV 08 2024
 Time: _____

MONTHLY REPORT OF DISBURSEMENTS
 For the month of October 2024


Department: Department of Labor and Employment (DOLE)
 Agency: National Labor Relations Commission
 Operating Unit: Central Office
 Organization Code: 16 004 0100000
 Fund Cluster: 01 Regular Agency Fund


| Particulars | Current Year Budget | | | | | Prior Year's Budget | | | | | | | | | | | Trust Liabilities | | | | Grand Total | | | | | Remarks | | |
|--------------------------------------|-----------------------|----------------------|----------|----------|-----------------------|-------------------------------|----------|----------|----------|---------------|---------------------------------|----------|----------|----------|----------|------------|-----------------------|----------|----------|----------|---------------|-----------------------|----------------------|----------|----------|-----------------------|----------|-------|
| | PS | MOOE | FinEx | CO | TOTAL | Prior Year's Accounts Payable | | | | | Current Year's Accounts Payable | | | | | | SUB-TOTAL | PS | MO | OE | CO | TOTAL | PS | MOOE | FinEx | | CO | TOTAL |
| | | | | | | PS | MOOE | FinEx | CO | Sub-Total | PS | MO | OE | FinEx | CO | Sub-Total | | | | | | | | | | | | |
| 1 | 2 | 3 | 4 | 5 | 6=(2+3+4+5) | 7 | 8 | 9 | 10 | 11=(7+8+9+10) | 12 | 13 | 14 | 15 | 16 | 17=(11+16) | 18=(6+17) | 19 | 20 | 21 | 22=(19+20+21) | 23 | 24 | 25 | 26 | 27=(23+24+25+26) | 28 | |
| CASH DISBURSEMENTS | 118,839,664.84 | 14,906,821.13 | - | - | 133,746,485.97 | - | - | - | - | - | - | - | - | - | - | - | 133,746,485.97 | - | - | - | - | 118,839,664.84 | 14,906,821.13 | - | - | 133,746,485.97 | - | |
| Notice of Cash Allocation (NCA) | 118,839,664.84 | 14,906,821.13 | - | - | 133,746,485.97 | - | - | - | - | - | - | - | - | - | - | - | 133,746,485.97 | - | - | - | - | 118,839,664.84 | 14,906,821.13 | - | - | 133,746,485.97 | - | |
| MDS Checks Issued | 65,075,116.51 | 3,958,993.16 | - | - | 69,034,109.67 | - | - | - | - | - | - | - | - | - | - | - | 69,034,109.67 | - | - | - | - | 65,075,116.51 | 3,958,993.16 | - | - | 69,034,109.67 | - | |
| Advice to Debit Account | 53,764,548.33 | 10,947,827.97 | - | - | 64,712,376.30 | - | - | - | - | - | - | - | - | - | - | - | 64,712,376.30 | - | - | - | - | 53,764,548.33 | 10,947,827.97 | - | - | 64,712,376.30 | - | |
| Notice of Transfer Allocations (NTA) | - | - | - | - | - | - | - | - | - | - | - | - | - | - | - | - | - | - | - | - | - | - | - | - | - | - | - | |
| TOTAL CASH DISBURSEMENTS | 118,839,664.84 | 14,906,821.13 | - | - | 133,746,485.97 | - | - | - | - | - | - | - | - | - | - | - | 133,746,485.97 | - | - | - | - | 118,839,664.84 | 14,906,821.13 | - | - | 133,746,485.97 | - | |
| NON-CASH DISBURSEMENTS | 5,832,992.63 | 9,337,667.33 | - | - | 15,170,659.96 | - | - | - | - | - | - | - | - | - | - | - | 15,170,659.96 | - | - | - | - | 5,832,992.63 | 9,337,667.33 | - | - | 15,170,659.96 | - | |
| Tax Remittance Advices Issued (TRA) | 5,832,992.63 | 9,337,667.33 | - | - | 15,170,659.96 | - | - | - | - | - | - | - | - | - | - | - | 15,170,659.96 | - | - | - | - | 5,832,992.63 | 9,337,667.33 | - | - | 15,170,659.96 | - | |
| TOTAL NON-CASH DISBURSEMENTS | 5,832,992.63 | 9,337,667.33 | - | - | 15,170,659.96 | - | - | - | - | - | - | - | - | - | - | - | 15,170,659.96 | - | - | - | - | 5,832,992.63 | 9,337,667.33 | - | - | 15,170,659.96 | - | |
| GRAND TOTAL | 124,672,657.47 | 24,244,488.46 | - | - | 148,917,145.93 | - | - | - | - | - | - | - | - | - | - | - | 148,917,145.93 | - | - | - | - | 124,672,657.47 | 24,244,488.46 | - | - | 148,917,145.93 | - | |

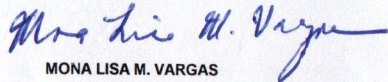
SUMMARY

| Particulars | Previous Report | This Month | As at Date |
|---|------------------|----------------|------------------|
| (1) | (2) | (3) | (4) |
| Total Disbursement Authorities Received | 1,438,333,432.06 | 157,371,896.96 | 1,595,705,329.02 |
| NCA | 1,304,024,072.00 | 142,201,237.00 | 1,446,225,309.00 |
| NTA | - | - | - |
| Working Fund | - | - | - |
| TRA | 134,309,360.06 | 15,170,659.96 | 149,480,020.02 |
| CDC | - | - | - |
| NCAA | - | - | - |
| Less: Notice of Transfer of Allocations (NTA)* issued | - | - | - |
| Total Disbursement Authorities Available | 1,438,333,432.06 | 157,371,896.96 | 1,595,705,329.02 |
| Less: | - | - | - |
| Lapsed NCA | 10,062,668.56 | - | 10,062,668.56 |
| Disbursements | 1,428,270,763.50 | 148,917,145.93 | 1,577,187,909.43 |
| Less: Other Non-Cash Disbursements | - | - | - |
| Balance of Disbursement Authorities as at date | - | 8,454,751.03 | 8,454,751.03 |
| Total Disbursements Program | 1,438,333,432.06 | 157,371,896.96 | 1,595,705,329.02 |
| Less: *Actual Disbursements | 1,428,270,763.50 | 148,917,145.93 | 1,577,187,909.43 |
| (Over)/Under spending | 10,062,668.56 | 8,454,751.03 | 18,517,419.59 |

Notes: * The use of NTA is discouraged
 Notes: ** Amounts should tally with the grand total disbursement (column 27).

Certified Correct:

KARL CHESTER E. BALATAY
 Accountant IV
 Date 08 November 2024

Recommending Approval:

ELVIRA F. CRUZ
 Director II
 Date 08 November 2024

Approved by Authority of the Chairperson:

MONA LISA M. VARGAS
 LA / Acting Executive Clerk of Court IV
 Date 08 November 2024