

STATEMENT OF APPROPRIATIONS, ALLOTMENTS, OBLIGATIONS, DISBURSEMENTS AND BALANCES
As at the Quarter Ending June 30, 2019

Department: Department of Labor and Employment (DOLE)
Agency: National Labor Relations Commission
Operating Unit: Central Office
Organization Code: 16 004 0100000
Fund Cluster: 01 Regular Agency Fund

X

(e.g. UACS Fund Cluster: 01-Regular Agency Fund, 02-Foreign Assisted Projects Fund, 03-Special Account-Locally Funded/Domestic Grants Fund, and 04-Special Account-Foreign Assisted/Foreign Grants Fund)

Particulars	UACS CODE	Appropriations			Allotments			Current Year Obligations							Current Year Disbursements					Balances			
		Authorized Appropriations	Adjustments (Transfer To/From, Realignment)	Adjusted Appropriations	Allotments Received	Adjustments (Withdrawal, Realignment)	Transfer To	Transfer From	Adjusted Total Allotments	1st Quarter Ending March 31	2nd Quarter Ending June 30	3rd Quarter Ending Sept. 30	4th Quarter Ending Dec. 31	TOTAL	1st Quarter Ending March 31	2nd Quarter Ending June 30	3rd Quarter Ending Sept. 30	4th Quarter Ending Dec. 31	TOTAL	Unreleased Appro	Unobligated Allotments	Unpaid Obligations (18-20)-(23+24)	
		3	4	5=(3+4)	6	7	8	9	10=[(6+(-7))-8+9]	11	12	13	14	15=[(11+12+13+14)]	16	17	18	19	20=(16+17+18+19)	21	22	23	24
I. Agency Specific Budget		1,513,770,000.00	0.00	1,513,770,000.00	1,185,816,000.00	0.00	0.00	0.00	1,185,816,000.00	247,822,358.37	355,859,436.95	0.00	0.00	603,681,795.32	247,053,676.90	356,196,212.38	0.00	0.00	603,249,889.28	327,954,000.00	582,134,204.68	0.00	431,906.04
General Administration and Support	1000000000000000	252,251,000.00	0.00	252,251,000.00	151,561,000.00	0.00	0.00	0.00	151,561,000.00	37,173,757.81	60,649,231.06	0.00	0.00	97,822,988.87	36,526,405.77	60,919,332.50	0.00	0.00	97,445,738.27	100,690,000.00	53,738,011.13	0.00	377,250.60
General Management and Supervision	100000100001000	151,561,000.00	0.00	151,561,000.00	151,561,000.00	0.00	0.00	0.00	151,561,000.00	37,173,757.81	60,649,231.06	0.00	0.00	97,822,988.87	36,526,405.77	60,919,332.50	0.00	0.00	97,445,738.27	0.00	53,738,011.13	0.00	377,250.60
PS		66,650,000.00	0.00	66,650,000.00	66,650,000.00	0.00	0.00	0.00	66,650,000.00	22,891,163.44	32,343,878.60	0.00	0.00	55,235,042.04	22,889,045.98	32,321,880.17	0.00	0.00	55,211,026.15	0.00	11,414,857.98	0.00	24,015.89
MOOE		84,411,000.00	0.00	84,411,000.00	84,411,000.00	0.00	0.00	0.00	84,411,000.00	14,282,594.37	28,305,352.46	0.00	0.00	42,587,946.83	13,637,359.79	28,597,352.33	0.00	0.00	42,234,712.12	0.00	41,823,053.17	0.00	353,234.71
CO		500,000.00	0.00	500,000.00	500,000.00	0.00	0.00	0.00	500,000.00	0.00	0.00	0.00	0.00	0.00	0.00	0.00	0.00	0.00	0.00	100,690,000.00	0.00	0.00	0.00
Administration of Personnel Benefits	100000100002000	100,690,000.00	0.00	100,690,000.00	0.00	0.00	0.00	0.00	0.00	0.00	0.00	0.00	0.00	0.00	0.00	0.00	0.00	0.00	0.00	100,690,000.00	0.00	0.00	0.00
PS		100,690,000.00	0.00	100,690,000.00	0.00	0.00	0.00	0.00	0.00	0.00	0.00	0.00	0.00	0.00	0.00	0.00	0.00	0.00	0.00	100,690,000.00	0.00	0.00	0.00
Sub Total, General Administration and Support		252,251,000.00	0.00	252,251,000.00	151,561,000.00	0.00	0.00	0.00	151,561,000.00	37,173,757.81	60,649,231.06	0.00	0.00	97,822,988.87	36,526,405.77	60,919,332.50	0.00	0.00	97,445,738.27	100,690,000.00	53,738,011.13	0.00	377,250.60
PS		167,340,000.00	0.00	167,340,000.00	66,650,000.00	0.00	0.00	0.00	66,650,000.00	22,891,163.44	32,343,878.60	0.00	0.00	55,235,042.04	22,889,045.98	32,321,880.17	0.00	0.00	55,211,026.15	0.00	11,414,857.98	0.00	24,015.89
MOOE		84,411,000.00	0.00	84,411,000.00	84,411,000.00	0.00	0.00	0.00	84,411,000.00	14,282,594.37	28,305,352.46	0.00	0.00	42,587,946.83	13,637,359.79	28,597,352.33	0.00	0.00	42,234,712.12	0.00	41,823,053.17	0.00	353,234.71
CO		500,000.00	0.00	500,000.00	500,000.00	0.00	0.00	0.00	500,000.00	0.00	0.00	0.00	0.00	0.00	0.00	0.00	0.00	0.00	0.00	100,690,000.00	0.00	0.00	0.00
Case Process	3000000000000000	1,261,519,000.00	0.00	1,261,519,000.00	1,034,255,000.00	0.00	0.00	0.00	1,034,255,000.00	210,548,600.56	295,210,205.89	0.00	0.00	505,858,806.45	210,527,271.13	295,276,879.88	0.00	0.00	505,804,151.01	227,264,000.00	528,396,193.55	0.00	54,855.44
Case process in resolving labor disputes assisted		1,261,519,000.00	0.00	1,261,519,000.00	1,034,255,000.00	0.00	0.00	0.00	1,034,255,000.00	210,548,600.56	295,210,205.89	0.00	0.00	505,858,806.45	210,527,271.13	295,276,879.88	0.00	0.00	505,804,151.01	227,264,000.00	528,396,193.55	0.00	54,855.44
LABOR ARBITRATION PROGRAM		1,261,519,000.00	0.00	1,261,519,000.00	1,034,255,000.00	0.00	0.00	0.00	1,034,255,000.00	210,548,600.56	295,210,205.89	0.00	0.00	505,858,806.45	210,527,271.13	295,276,879.88	0.00	0.00	505,804,151.01	227,264,000.00	528,396,193.55	0.00	54,855.44
Resolution of Appealed Labor Cases	310100100001000	311,533,000.00	0.00	311,533,000.00	311,533,000.00	0.00	0.00	0.00	311,533,000.00	83,971,557.80	110,360,592.87	0.00	0.00	200,332,250.77	83,945,557.80	116,382,882.87	0.00	0.00	200,328,250.77	0.00	111,200,748.23	0.00	4,000.00
PS		272,687,000.00	0.00	272,687,000.00	272,687,000.00	0.00	0.00	0.00	272,687,000.00	77,979,159.77	109,590,883.18	0.00	0.00	187,570,042.95	77,979,159.77	109,590,883.18	0.00	0.00	187,570,042.95	0.00	85,116,857.05	0.00	0.00
MOOE		38,846,000.00	0.00	38,846,000.00	38,846,000.00	0.00	0.00	0.00	38,846,000.00	5,992,396.13	6,769,809.69	0.00	0.00	12,762,207.82	5,968,566.13	6,791,805.69	0.00	0.00	12,758,207.82	0.00	26,083,792.18	0.00	4,030.00
CO		722,722,000.00	0.00	722,722,000.00	722,722,000.00	0.00	0.00	0.00	722,722,000.00	126,677,047.66	178,849,513.02	0.00	0.00	305,526,560.68	126,581,713.23	178,884,187.01	0.00	0.00	305,475,900.74	0.00	417,195,444.32	0.00	50,655.44
Locally Funded Labor Cases	312100100002000	655,079,000.00	0.00	655,079,000.00	655,079,000.00	0.00	0.00	0.00	655,079,000.00	114,034,850.04	164,007,383.59	0.00	0.00	278,042,343.63	114,034,950.04	164,007,383.59	0.00	0.00	278,047,343.63	0.00	277,836,850.31	0.00	50,655.44
PS		655,079,000.00	0.00	655,079,000.00	655,079,000.00	0.00	0.00	0.00	655,079,000.00	114,034,850.04	164,007,383.59	0.00	0.00	278,042,343.63	114,034,950.04	164,007,383.59	0.00	0.00	278,047,343.63	0.00	277,836,850.31	0.00	50,655.44
MOOE		67,643,000.00	0.00	67,643,000.00	67,643,000.00	0.00	0.00	0.00	67,643,000.00	12,642,082.62	14,842,119.43	0.00	0.00	27,484,212.05	12,546,763.19	14,886,793.42	0.00	0.00	27,433,566.61	0.00	40,158,787.85	0.00	0.00
CO		227,264,000.00	0.00	227,264,000.00	227,264,000.00	0.00	0.00	0.00	227,264,000.00	0.00	0.00	0.00	0.00	0.00	0.00	0.00	0.00	0.00	0.00	227,264,000.00	0.00	0.00	0.00
Project(s)		227,264,000.00	0.00	227,264,000.00	0.00	0.00	0.00	0.00	0.00	0.00	0.00	0.00	0.00	0.00	0.00	0.00	0.00	0.00	0.00	227,264,000.00	0.00	0.00	0.00
Locally Funded Project(s)		227,264,000.00	0.00	227,264,000.00	0.00	0.00	0.00	0.00	0.00	0.00	0.00	0.00	0.00	0.00	0.00	0.00	0.00	0.00	0.00	227,264,000.00	0.00	0.00	0.00
Construction of NLRC Central Office Building	310100200001000	227,264,000.00	0.00	227,264,000.00	0.00	0.00	0.00	0.00	0.00	0.00	0.00	0.00	0.00	0.00	0.00	0.00	0.00	0.00	0.00	227,264,000.00	0.00	0.00	0.00
CO		227,264,000.00	0.00	227,264,000.00	0.00	0.00	0.00	0.00	0.00	0.00	0.00	0.00	0.00	0.00	0.00	0.00	0.00	0.00	0.00	227,264,000.00	0.00	0.00	0.00

Department: Department of Labor and Employment (DOLE)
 Agency: National Labor Relations Commission
 Operating Unit: Central Office
 Organization Code: 16 004 0100000
 Fund Cluster: 01 Regular Agency Fund

X

(e.g. UACS Fund Cluster: 01-Regular Agency Fund, 02-Foreign Assisted Projects Fund, 03-Special Account-Locally Funded/Domestic Grants Fund, and 04-Special Account-Foreign Assisted/Foreign Grants Fund)

Particulars	UACS CODE	Appropriations							Allotments							Current Year Obligations					Balances			
		Authorized Appropriations	Adjustments (Transfer To/From, Realignment)	Adjusted Appropriations	Allotments Received	Adjustments (Withdrawal, Realignment)	Transfer To	Transfer From	Adjusted Total Allotments	1st Quarter Ending March 31	2nd Quarter Ending June 30	3rd Quarter Ending Sept. 30	4th Quarter Ending Dec. 31	TOTAL	1st Quarter Ending March 31	2nd Quarter Ending June 30	3rd Quarter Ending Sept. 30	4th Quarter Ending Dec. 31	TOTAL	Unreleased Appro	Unobligated Allotments	Unpaid Obligations (15-20)=(23+24)		
										10=[(8+9)-7]	11	12	13	14	15=(11+12+13+14)	16	17	18	19			20=(16+17+18+19)	21	22
				5=(3+4)	6	7	8	9	10=[(8+9)-7]	11	12	13	14	15=(11+12+13+14)	16	17	18	19	20=(16+17+18+19)	21	22	23	24	
Sub-Total, Operations		1,261,519,000.00	0.00	1,261,519,000.00	1,034,255,000.00	0.00	0.00	0.00	1,034,255,000.00	210,648,900.56	295,210,205.89	0.00	0.00	505,859,106.45	210,527,271.13	295,276,879.68	0.00	0.00	505,804,151.01	227,264,000.00	528,396,193.55	0.00	54,855.44	
PS		927,766,000.00	0.00	927,766,000.00	927,766,000.00	0.00	0.00	0.00	927,766,000.00	192,014,109.81	273,598,276.77	0.00	0.00	465,612,386.58	192,014,109.81	273,598,276.77	0.00	0.00	465,612,386.58	0.00	462,153,813.42	0.00	0.00	
MOOE		106,489,000.00	0.00	106,489,000.00	106,489,000.00	0.00	0.00	0.00	106,489,000.00	18,634,490.75	21,811,829.12	0.00	0.00	40,246,419.87	18,513,161.32	21,878,603.11	0.00	0.00	40,191,764.43	0.00	66,242,590.13	0.00	54,855.44	
FinEx (If Applicable)		0.00	0.00	0.00	0.00	0.00	0.00	0.00	0.00	0.00	0.00	0.00	0.00	0.00	0.00	0.00	0.00	0.00	0.00	0.00	0.00	0.00	0.00	
CO		227,264,000.00	0.00	227,264,000.00	0.00	0.00	0.00	0.00	0.00	1,185,816,000.00	247,822,358.37	355,859,436.95	0.00	0.00	603,681,795.32	247,053,676.90	356,196,212.38	0.00	0.00	603,349,889.28	327,954,000.00	582,134,204.68	0.00	431,906.04
Sub-Total, I. Agency Specific Budget		1,513,770,000.00	0.00	1,513,770,000.00	1,185,816,000.00	0.00	0.00	0.00	1,185,816,000.00	994,416,000.00	214,905,273.25	305,942,195.37	0.00	0.00	520,847,428.62	214,903,155.79	305,920,256.94	0.00	0.00	520,823,412.73	100,690,000.00	473,568,571.38	0.00	407,890.16
PS		1,095,106,000.00	0.00	1,095,106,000.00	894,416,000.00	0.00	0.00	0.00	894,416,000.00	32,917,085.12	49,917,281.58	0.00	0.00	82,834,366.70	32,150,521.11	50,275,955.44	0.00	0.00	82,426,476.55	0.00	108,065,833.30	0.00	0.00	
MOOE		190,900,000.00	0.00	190,900,000.00	190,900,000.00	0.00	0.00	0.00	190,900,000.00	0.00	0.00	0.00	0.00	0.00	0.00	0.00	0.00	0.00	0.00	227,264,000.00	500,000.00	0.00	0.00	
FinEx (If Applicable)		0.00	0.00	0.00	0.00	0.00	0.00	0.00	0.00	0.00	0.00	0.00	0.00	0.00	0.00	0.00	0.00	0.00	0.00	0.00	0.00	0.00	0.00	0.00
CO		227,764,000.00	0.00	227,764,000.00	500,000.00	0.00	0.00	0.00	500,000.00	0.00	0.00	0.00	0.00	0.00	31,583,720.59	14,179,822.99	17,403,897.60	0.00	0.00	31,583,720.59	0.00	29,563,279.41	0.00	0.00
II. Automatic Appropriations		61,147,000.00	0.00	61,147,000.00	61,147,000.00	0.00	0.00	0.00	61,147,000.00	14,179,822.99	17,403,897.60	0.00	0.00	31,583,720.59	14,179,822.99	17,403,897.60	0.00	0.00	31,583,720.59	0.00	29,563,279.41	0.00	0.00	
Retirement and Life Insurance Premiums		61,147,000.00	0.00	61,147,000.00	61,147,000.00	0.00	0.00	0.00	61,147,000.00	14,179,822.99	17,403,897.60	0.00	0.00	31,583,720.59	14,179,822.99	17,403,897.60	0.00	0.00	31,583,720.59	0.00	29,563,279.41	0.00	0.00	
PS		61,147,000.00	0.00	61,147,000.00	61,147,000.00	0.00	0.00	0.00	61,147,000.00	14,179,822.99	17,403,897.60	0.00	0.00	31,583,720.59	14,179,822.99	17,403,897.60	0.00	0.00	31,583,720.59	0.00	29,563,279.41	0.00	0.00	
Sub-Total		61,147,000.00	0.00	61,147,000.00	61,147,000.00	0.00	0.00	0.00	61,147,000.00	14,179,822.99	17,403,897.60	0.00	0.00	31,583,720.59	14,179,822.99	17,403,897.60	0.00	0.00	31,583,720.59	0.00	29,563,279.41	0.00	0.00	
PS		61,147,000.00	0.00	61,147,000.00	61,147,000.00	0.00	0.00	0.00	61,147,000.00	0.00	0.00	0.00	0.00	0.00	0.00	0.00	0.00	0.00	0.00	0.00	0.00	0.00	0.00	0.00
MOOE		0.00	0.00	0.00	0.00	0.00	0.00	0.00	0.00	0.00	0.00	0.00	0.00	0.00	0.00	0.00	0.00	0.00	0.00	0.00	0.00	0.00	0.00	0.00
CO		0.00	0.00	0.00	0.00	0.00	0.00	0.00	0.00	0.00	0.00	0.00	0.00	0.00	0.00	0.00	0.00	0.00	0.00	0.00	0.00	0.00	0.00	0.00
III. Special Purpose Fund		0.00	123,160,317.00	123,160,317.00	0.00	123,160,317.00	0.00	0.00	123,160,317.00	67,314,797.00	55,166,418.00	0.00	0.00	122,481,215.00	67,155,419.00	55,325,796.00	0.00	0.00	122,481,215.00	0.00	679,102.00	0.00	0.00	
Pension and Gratuity Fund		0.00	123,160,317.00	123,160,317.00	0.00	123,160,317.00	0.00	0.00	123,160,317.00	67,314,797.00	55,166,418.00	0.00	0.00	122,481,215.00	67,155,419.00	55,325,796.00	0.00	0.00	122,481,215.00	0.00	679,102.00	0.00	0.00	
PS		0.00	123,160,317.00	123,160,317.00	0.00	123,160,317.00	0.00	0.00	123,160,317.00	67,314,797.00	55,166,418.00	0.00	0.00	122,481,215.00	67,155,419.00	55,325,796.00	0.00	0.00	122,481,215.00	0.00	679,102.00	0.00	0.00	
Sub-Total		0.00	123,160,317.00	123,160,317.00	0.00	123,160,317.00	0.00	0.00	123,160,317.00	67,314,797.00	55,166,418.00	0.00	0.00	122,481,215.00	67,155,419.00	55,325,796.00	0.00	0.00	122,481,215.00	0.00	679,102.00	0.00	0.00	
PS		0.00	123,160,317.00	123,160,317.00	0.00	123,160,317.00	0.00	0.00	123,160,317.00	0.00	0.00	0.00	0.00	0.00	0.00	0.00	0.00	0.00	0.00	0.00	0.00	0.00	0.00	0.00
MOOE		0.00	0.00	0.00	0.00	0.00	0.00	0.00	0.00	0.00	0.00	0.00	0.00	0.00	0.00	0.00	0.00	0.00	0.00	0.00	0.00	0.00	0.00	0.00
CO		0.00	0.00	0.00	0.00	0.00	0.00	0.00	0.00	0.00	0.00	0.00	0.00	0.00	0.00	0.00	0.00	0.00	0.00	0.00	0.00	0.00	0.00	0.00
IV. Special Purpose Fund		0.00	0.00	0.00	0.00	0.00	0.00	0.00	0.00	0.00	0.00	0.00	0.00	0.00	0.00	0.00	0.00	0.00	0.00	0.00	0.00	0.00	0.00	0.00
PS		0.00	0.00	0.00	0.00	0.00	0.00	0.00	0.00	0.00	0.00	0.00	0.00	0.00	0.00	0.00	0.00	0.00	0.00	0.00	0.00	0.00	0.00	0.00
MOOE		0.00	0.00	0.00	0.00	0.00	0.00	0.00	0.00	0.00	0.00	0.00	0.00	0.00	0.00	0.00	0.00	0.00	0.00	0.00	0.00	0.00	0.00	0.00
CO		0.00	0.00	0.00	0.00	0.00	0.00	0.00	0.00	0.00	0.00	0.00	0.00	0.00	0.00	0.00	0.00	0.00	0.00	0.00	0.00	0.00	0.00	0.00
GRAND TOTAL		1,574,917,000.00	123,160,317.00	1,698,077,317.00	1,248,963,000.00	123,160,317.00	0.00	0.00	1,370,123,317.00	329,316,978.36	428,429,752.55	0.00	0.00	757,746,730.91	328,388,918.89	428,925,905.98	0.00	0.00	757,314,824.87	327,954,000.00	612,376,555.05	0.00	431,898.04	
PS		1,156,253,000.00	123,160,317.00	1,279,413,317.00	1,055,563,000.00	123,160,317.00	0.00	0.00	1,178,723,317.00	296,399,893.24	376,512,470.97	0.00	0.00	674,912,364.21	296,238,397.76	378,849,950.54	0.00	0.00	674,888,348.32	100,690,000.00	502,610,932.79	0.00	24,015.85	
MOOE		190,900,000.00	0.00	190,900,000.00	190,900,000.00	0.00	0.00	0.00	190,900,000.00	32,917,085.12	49,917,281.58	0.00	0.00	82,834,366.70	32,150,521.11	50,275,955.44	0.00	0.00	82,426,476.55	0.00	108,065,833.30	0.00	0.00	
CO		227,764,000.00	0.00	227,764,000.00	500,000.00	0.00	0.00	0.00	500,000.00	0.00	0.00	0.00	0.00	0.00	0.00	0.00	0.00	0.00	227,264,000.00	500,000.00	0.00	0.00	0.00	


Department: Department of Labor and Employment (DOLE)
 Agency: National Labor Relations Commission
 Operating Unit: Central Office
 Organization Code: 16 004 0100000
 Fund Cluster: 01 Regular Agency Fund

X


(e.g. UACS Fund Cluster: 01-Regular Agency Fund, 02-Foreign Assisted Projects Fund, 03-Special Account-Locally Funded/Domestic Grants Fund, and 04-Special Account-Foreign Assisted/Foreign Grants Fund)

Particulars	UACS CODE	Appropriations			Allotments			Current Year Obligations							Current Year Disbursements				Balances				
		Authorized Appropriations	Adjustments (Transfer To/From, Realignment)	Adjusted Appropriations	Allotments Received	Adjustments (Withdrawal, Realignment)	Transfer To	Transfer From	Adjusted Total Allotments	1st Quarter Ending March 31	2nd Quarter Ending June 30	3rd Quarter Ending Sept. 30	4th Quarter Ending Dec. 31	TOTAL	1st Quarter Ending March 31	2nd Quarter Ending June 30	3rd Quarter Ending Sept. 30	4th Quarter Ending Dec. 31	TOTAL	Unreleased Appro	Unobligated Allotments	Unpaid Obligations (15-20)=(23+24)	
																						15=(11+12+13+14)	16
1	2	3	4	5=(3+4)	6	7	8	9	10=[(6+(-7))-8+9]	11	12	13	14		16	17	18	19	20=(16+17+18+19)	21	22	23	24
Recapitulation by OO:																							
1. Agency Specific Budget		1,317,757,000.00	0.00	1,317,757,000.00	1,090,493,000.00	0.00	0.00	0.00	1,090,493,000.00	222,523,244.24	310,168,642.32	0.00	0.00	532,691,886.56	222,401,914.81	310,235,316.31	0.00	0.00	532,637,231.12	227,264,000.00	557,801,113.44	0.00	54,555.44
LABOR ARBITRATION PROGRAM		1,317,757,000.00	0.00	1,317,757,000.00	1,090,493,000.00	0.00	0.00	0.00	1,090,493,000.00	222,523,244.24	310,168,642.32	0.00	0.00	532,691,886.56	222,401,914.81	310,235,316.31	0.00	0.00	532,637,231.12	227,264,000.00	557,801,113.44	0.00	54,555.44


Certified Correct:


 Maria Carolina N. Gerantes
 Administrative Officer IV / Acting Budget Officer


Certified Correct:


 Harold M. Carbo
 Accountant IV

Recommending Approval:


 Elviria Cruz
 Director II, MAD

Approved by:


 Gerardo Nograles
 Chairman