

SUMMARY OF APPROPRIATIONS, ALLOTMENTS, OBLIGATIONS, DISBURSEMENTS AND BALANCES BY OBJECT OF EXPENDITURES
As at the Quarter Ending June 30, 2025

Department : Department of Labor and Employment (DOLE)
 Agency/Entity : National Labor Relations Commission
 Operating Unit : Central Office
 Organization Code (UACS) : 16 004 0100000
 Fund Cluster : 01 - Regular Agency Fund

X	Current Year Appropriations
	Supplemental Appropriations
	Continuing Appropriations

(e.g. UACS Fund Cluster: 01-Regular Agency Fund, 02-Foreign Assisted Projects Fund, 03-Special Account-Locally Funded/Domestic Grants Fund, and 04-Special Account-Foreign Assisted/Foreign Grants Fund)

Particulars	UACS CODE	Appropriations			Allotments			Obligations			Disbursements			Balances		
		Authorized Appropriations	Adjustments (Transfer To/From, Modifications/ Augmentations)	Adjusted Appropriations	Allotments Received	Adjustments (Reductions, Modifications/ Augmentations)	Adjusted Allotments	1st Quarter Ending March 31	2nd Quarter Ending June 30	Total	1st Quarter Ending March 31	2nd Quarter Ending June 30	Total	Unobligated Allotments	Unpaid Obligations (15-20)=(23+24)	
		3	4	5=(3+4)	6	7	10=[(6+(-)7)-8+9]	11	12	15=(11+12+13+14)	16	17	20=(16+17+18+19)	22=(10-15)	23	24
SUMMARY		1,567,166,000.00	387,585,903.00	1,954,751,903.00	1,573,859,000.00	380,892,903.00	1,954,751,903.00	532,337,861.77	638,067,479.83	1,170,405,341.60	500,766,490.80	662,154,186.42	1,162,920,677.22	784,346,561.40	7,484,664.38	0.00
A. AGENCY SPECIFIC BUDGET		1,496,869,000.00	0.00	1,496,869,000.00	1,496,869,000.00	0.00	1,496,869,000.00	383,925,153.58	455,883,917.16	839,809,070.74	381,199,946.77	451,224,344.02	832,424,290.79	657,059,929.26	7,384,779.95	0.00
Personnel Services		1,157,732,000.00	0.00	1,157,732,000.00	1,157,732,000.00	0.00	1,157,732,000.00	312,377,445.88	392,151,925.46	704,529,371.34	311,839,266.02	391,601,154.41	703,440,420.43	453,202,628.66	1,088,950.91	0.00
Salaries and Wages		832,303,000.00	(7,791,212.31)	824,511,787.69	832,303,000.00	(7,791,212.31)	824,511,787.69	261,668,478.82	260,667,884.02	522,336,362.84	261,147,720.70	261,176,518.94	522,324,239.64	302,175,424.85	12,123.20	0.00
Salaries and Wages - Regular	5010101000	831,161,000.00	(7,791,212.31)	823,369,787.69	831,161,000.00	(7,791,212.31)	823,369,787.69	261,474,153.82	260,487,709.02	521,961,862.84	260,953,395.70	260,996,343.94	521,949,739.64	301,407,924.85	12,123.20	0.00
Basic Salary - Civilian	5010101001	831,161,000.00	(7,791,212.31)	823,369,787.69	831,161,000.00	(7,791,212.31)	823,369,787.69	261,474,153.82	260,487,709.02	521,961,862.84	260,953,395.70	260,996,343.94	521,949,739.64	301,407,924.85	12,123.20	0.00
Salaries and Wages - Casual/Contractual	5010102000	1,142,000.00	0.00	1,142,000.00	1,142,000.00	0.00	1,142,000.00	194,325.00	180,175.00	374,500.00	194,325.00	180,175.00	374,500.00	767,500.00	0.00	0.00
Other Compensation		268,565,000.00	665,212.31	269,230,212.31	268,565,000.00	665,212.31	269,230,212.31	38,036,306.17	115,867,690.05	153,903,996.22	38,031,784.43	115,822,715.74	153,854,500.17	115,326,216.09	49,496.05	0.00
Personal Economic Relief Allowance (PERA)	5010201000	26,112,000.00	0.00	26,112,000.00	26,112,000.00	0.00	26,112,000.00	7,400,912.31	7,467,836.75	14,868,749.06	7,396,390.57	7,470,558.49	14,866,949.06	11,243,250.94	1,800.00	0.00
PERA - Civilian	5010201001	26,112,000.00	0.00	26,112,000.00	26,112,000.00	0.00	26,112,000.00	7,400,912.31	7,467,836.75	14,868,749.06	7,396,390.57	7,470,558.49	14,866,949.06	11,243,250.94	1,800.00	0.00
Representation Allowance (RA)	5010202000	28,482,000.00	0.00	28,482,000.00	28,482,000.00	0.00	28,482,000.00	7,859,937.50	10,684,687.50	18,544,625.00	7,859,937.50	10,684,687.50	18,544,625.00	9,937,375.00	0.00	0.00
Transportation Allowance (TA)	5010203000	28,482,000.00	0.00	28,482,000.00	28,482,000.00	0.00	28,482,000.00	7,388,062.50	9,822,187.50	17,210,250.00	7,388,062.50	9,810,687.50	17,198,750.00	11,271,750.00	11,500.00	0.00
Transportation Allowance (TA)	5010203001	28,482,000.00	0.00	28,482,000.00	28,482,000.00	0.00	28,482,000.00	7,388,062.50	9,822,187.50	17,210,250.00	7,388,062.50	9,810,687.50	17,198,750.00	11,271,750.00	11,500.00	0.00
Clothing/Uniform Allowance	5010204000	7,616,000.00	0.00	7,616,000.00	7,616,000.00	0.00	7,616,000.00	7,637,000.00	126,000.00	7,763,000.00	7,637,000.00	126,000.00	7,763,000.00	(147,000.00)	0.00	0.00
Clothing/Uniform Allowance - Civilian	5010204001	7,616,000.00	0.00	7,616,000.00	7,616,000.00	0.00	7,616,000.00	7,637,000.00	126,000.00	7,763,000.00	7,637,000.00	126,000.00	7,763,000.00	(147,000.00)	0.00	0.00
Honoraria	5010210000	0.00	269,000.00	269,000.00	0.00	269,000.00	269,000.00	0.00	397,500.00	397,500.00	0.00	397,500.00	397,500.00	(128,500.00)	0.00	0.00
Honoraria - Civilian	5010210001	0.00	269,000.00	269,000.00	0.00	269,000.00	269,000.00	0.00	397,500.00	397,500.00	0.00	397,500.00	397,500.00	(128,500.00)	0.00	0.00
Longevity Pay (LP)	5010212000	28,465,000.00	0.00	28,465,000.00	28,465,000.00	0.00	28,465,000.00	7,398,568.57	6,485,034.33	13,883,602.90	7,398,568.57	6,485,034.33	13,883,602.90	14,581,397.10	0.00	0.00
Longevity Pay - Civilian	5010212001	28,465,000.00	0.00	28,465,000.00	28,465,000.00	0.00	28,465,000.00	7,398,568.57	6,485,034.33	13,883,602.90	7,398,568.57	6,485,034.33	13,883,602.90	14,581,397.10	0.00	0.00
Overtime and Night Pay	5010213000	0.00	396,212.31	396,212.31	0.00	396,212.31	396,212.31	249,194.09	147,018.22	396,212.31	249,194.09	132,006.97	381,201.06	0.00	15,011.25	0.00
Overtime Pay	5010213001	0.00	396,212.31	396,212.31	0.00	396,212.31	396,212.31	249,194.09	147,018.22	396,212.31	249,194.09	132,006.97	381,201.06	0.00	15,011.25	0.00
Year End Bonus	5010214000	69,264,000.00	0.00	69,264,000.00	69,264,000.00	0.00	69,264,000.00	93,515.20	98,214.00	191,729.20	93,515.20	80,029.20	173,544.40	69,072,270.80	18,184.80	0.00
Bonus - Civilian	5010214001	69,264,000.00	0.00	69,264,000.00	69,264,000.00	0.00	69,264,000.00	93,515.20	98,214.00	191,729.20	93,515.20	80,029.20	173,544.40	69,072,270.80	18,184.80	0.00
Cash Gift	5010215000	5,440,000.00	0.00	5,440,000.00	5,440,000.00	0.00	5,440,000.00	8,000.00	9,000.00	17,000.00	8,000.00	6,000.00	14,000.00	5,423,000.00	3,000.00	0.00
Cash Gift - Civilian	5010215001	5,440,000.00	0.00	5,440,000.00	5,440,000.00	0.00	5,440,000.00	8,000.00	9,000.00	17,000.00	8,000.00	6,000.00	14,000.00	5,423,000.00	3,000.00	0.00
Mid-Year Bonus - Civilian	5010216000	69,264,000.00	0.00	69,264,000.00	69,264,000.00	0.00	69,264,000.00	1,116.00	80,630,211.75	80,631,327.75	1,116.00	80,630,211.75	80,631,327.75	(11,367,327.75)	0.00	0.00
Mid-Year Bonus - Civilian	5010216001	69,264,000.00	0.00	69,264,000.00	69,264,000.00	0.00	69,264,000.00	1,116.00	80,630,211.75	80,631,327.75	1,116.00	80,630,211.75	80,631,327.75	(11,367,327.75)	0.00	0.00
Other Bonuses and Allowances	5010299000	5,440,000.00	0.00	5,440,000.00	5,440,000.00	0.00	5,440,000.00	0.00	0.00	0.00	0.00	0.00	0.00	5,440,000.00	0.00	0.00

Department : Department of Labor and Employment (DOLE)
 Agency/Entity : National Labor Relations Commission
 Operating Unit : Central Office
 Organization Code (UACS) : 16 004 0100000
 Fund Cluster : 01 - Regular Agency Fund

X	Current Year Appropriations
	Supplemental Appropriations
	Continuing Appropriations

(e.g. UACS Fund Cluster: 01-Regular Agency Fund, 02-Foreign Assisted Projects Fund, 03-Special Account-Locally Funded/Domestic Grants Fund, and 04-Special Account-Foreign Assisted/Foreign Grants Fund)

Particulars	UACS CODE	Appropriations			Allotments			Obligations			Disbursements			Balances		
		Authorized Appropriations	Adjustments (Transfer To/From, Modifications/Augmentations)	Adjusted Appropriations	Allotments Received	Adjustments (Reductions, Modifications/Augmentations)	Adjusted Allotments	1st Quarter Ending March 31	2nd Quarter Ending June 30	Total	1st Quarter Ending March 31	2nd Quarter Ending June 30	Total	Unobligated Allotments	Unpaid Obligations (15-20)=(23+24)	
															Due and Demandable	Not Yet Due
1	2	3	4	5=(3+4)	6	7	10=[(6+(-)7)-8+9]	11	12	15=(11+12+13+14)	16	17	20=(16+17+18+19)	22=(10-15)	23	24
Productivity Enhancement Incentive - Civilian	5010299012	5,440,000.00	0.00	5,440,000.00	5,440,000.00	0.00	5,440,000.00	0.00	0.00	0.00	0.00	0.00	0.00	5,440,000.00	0.00	0.00
Personnel Benefit Contributions		20,654,000.00	0.00	20,654,000.00	20,654,000.00	0.00	20,654,000.00	4,614,160.89	6,649,991.55	11,264,152.44	4,601,260.89	5,635,559.89	10,236,820.78	9,389,847.56	1,027,331.66	0.00
Pag-IBIG Contributions	5010302000	2,611,000.00	0.00	2,611,000.00	2,611,000.00	0.00	2,611,000.00	551,200.00	836,600.00	1,387,800.00	541,400.00	718,000.00	1,259,400.00	1,223,200.00	128,400.00	0.00
Pag-IBIG - Civilian	5010302001	2,611,000.00	0.00	2,611,000.00	2,611,000.00	0.00	2,611,000.00	551,200.00	836,600.00	1,387,800.00	541,400.00	718,000.00	1,259,400.00	1,223,200.00	128,400.00	0.00
PhilHealth Contributions	5010303000	16,737,000.00	0.00	16,737,000.00	16,737,000.00	0.00	16,737,000.00	3,727,460.89	5,478,191.55	9,205,652.44	3,727,460.89	4,580,159.89	8,307,620.78	7,531,347.56	898,031.66	0.00
PhilHealth - Civilian	5010303001	16,737,000.00	0.00	16,737,000.00	16,737,000.00	0.00	16,737,000.00	3,727,460.89	5,478,191.55	9,205,652.44	3,727,460.89	4,580,159.89	8,307,620.78	7,531,347.56	898,031.66	0.00
Employees Compensation Insurance Premiums	5010304000	1,306,000.00	0.00	1,306,000.00	1,306,000.00	0.00	1,306,000.00	335,500.00	335,200.00	670,700.00	332,400.00	337,400.00	669,800.00	635,300.00	900.00	0.00
ECIP - Civilian	5010304001	1,306,000.00	0.00	1,306,000.00	1,306,000.00	0.00	1,306,000.00	335,500.00	335,200.00	670,700.00	332,400.00	337,400.00	669,800.00	635,300.00	900.00	0.00
Other Personnel Benefits		36,210,000.00	7,126,000.00	43,336,000.00	36,210,000.00	7,126,000.00	43,336,000.00	8,058,500.00	8,966,359.84	17,024,859.84	8,058,500.00	8,966,359.84	17,024,859.84	26,311,140.16	0.00	0.00
Terminal Leave Benefits	5010403000	33,171,000.00	0.00	33,171,000.00	33,171,000.00	0.00	33,171,000.00	0.00	7,501,195.09	7,501,195.09	0.00	7,501,195.09	7,501,195.09	25,669,804.91	0.00	0.00
Terminal Leave Benefits - Civilian	5010403001	33,171,000.00	0.00	33,171,000.00	33,171,000.00	0.00	33,171,000.00	0.00	7,501,195.09	7,501,195.09	0.00	7,501,195.09	7,501,195.09	25,669,804.91	0.00	0.00
Other Personnel Benefits	5010499000	3,039,000.00	7,126,000.00	10,165,000.00	3,039,000.00	7,126,000.00	10,165,000.00	8,058,500.00	1,465,164.75	9,523,664.75	8,058,500.00	1,465,164.75	9,523,664.75	641,335.25	0.00	0.00
Lump-sum for Step Increments - Length of Service	5010499010	2,079,000.00	0.00	2,079,000.00	2,079,000.00	0.00	2,079,000.00	0.00	0.00	0.00	0.00	0.00	0.00	2,079,000.00	0.00	0.00
Loyalty Award - Civilian	5010499015	960,000.00	0.00	960,000.00	960,000.00	0.00	960,000.00	140,000.00	215,000.00	355,000.00	140,000.00	215,000.00	355,000.00	605,000.00	0.00	0.00
Other Personnel Benefits	5010499099	0.00	7,126,000.00	7,126,000.00	0.00	7,126,000.00	7,126,000.00	7,918,500.00	1,250,164.75	9,168,664.75	7,918,500.00	1,250,164.75	9,168,664.75	(2,042,664.75)	0.00	0.00
Maintenance and Other Operating Expenses		294,535,000.00	0.00	294,535,000.00	294,535,000.00	0.00	294,535,000.00	62,562,022.74	62,219,084.33	124,781,107.07	60,374,995.79	58,110,282.24	118,485,278.03	169,753,892.93	6,295,829.04	0.00
Traveling Expenses		17,018,000.00	(111,129.06)	16,906,870.94	17,018,000.00	(111,129.06)	16,906,870.94	1,752,688.60	1,993,437.48	3,746,126.08	1,752,688.60	1,960,932.48	3,713,621.08	13,160,744.86	32,505.00	0.00
Traveling Expenses - Local	5020101000	17,018,000.00	(365,742.18)	16,652,257.82	17,018,000.00	(365,742.18)	16,652,257.82	1,752,688.60	1,738,824.36	3,491,512.96	1,752,688.60	1,706,319.36	3,459,007.96	13,160,744.86	32,505.00	0.00
Traveling Expenses - Foreign	5020102000	0.00	254,613.12	254,613.12	0.00	254,613.12	254,613.12	0.00	254,613.12	254,613.12	0.00	254,613.12	254,613.12	0.00	0.00	0.00
Training and Scholarship Expenses		5,365,000.00	0.00	5,365,000.00	5,365,000.00	0.00	5,365,000.00	2,953,762.47	1,340,597.10	4,294,359.57	2,953,762.47	1,340,597.10	4,294,359.57	1,070,640.43	0.00	0.00
Training Expenses	5020201000	5,365,000.00	0.00	5,365,000.00	5,365,000.00	0.00	5,365,000.00	2,953,762.47	1,340,597.10	4,294,359.57	2,953,762.47	1,340,597.10	4,294,359.57	1,070,640.43	0.00	0.00
Training Expenses	5020201002	5,365,000.00	0.00	5,365,000.00	5,365,000.00	0.00	5,365,000.00	2,953,762.47	1,340,597.10	4,294,359.57	2,953,762.47	1,340,597.10	4,294,359.57	1,070,640.43	0.00	0.00
Supplies and Materials Expenses		17,230,000.00	(123,807.31)	17,106,192.69	17,230,000.00	(123,807.31)	17,106,192.69	5,017,616.39	4,022,963.22	9,040,579.61	4,794,689.97	4,232,889.64	9,027,579.61	8,065,613.08	13,000.00	0.00
Office Supplies Expenses	5020301000	11,059,000.00	(123,807.31)	10,935,192.69	11,059,000.00	(123,807.31)	10,935,192.69	2,906,478.30	2,031,868.05	4,938,346.35	2,793,630.90	2,144,715.45	4,938,346.35	5,996,846.34	0.00	0.00
Office Supplies Expenses	5020301002	11,059,000.00	(123,807.31)	10,935,192.69	11,059,000.00	(123,807.31)	10,935,192.69	2,906,478.30	2,031,868.05	4,938,346.35	2,793,630.90	2,144,715.45	4,938,346.35	5,996,846.34	0.00	0.00
Accountable Forms Expenses	5020302000	484,000.00	0.00	484,000.00	484,000.00	0.00	484,000.00	75,957.84	54,880.88	130,838.72	75,957.84	54,880.88	130,838.72	353,161.28	0.00	0.00
Drugs and Medicines Expenses	5020307000	91,000.00	0.00	91,000.00	91,000.00	0.00	91,000.00	1,835.00	2,264.60	4,099.60	1,835.00	2,264.60	4,099.60	86,900.40	0.00	0.00
Fuel, Oil and Lubricants Expenses	5020309000	1,677,000.00	0.00	1,677,000.00	1,677,000.00	0.00	1,677,000.00	733,149.00	931,168.99	1,664,317.99	665,174.26	986,143.73	1,651,317.99	12,682.01	13,000.00	0.00
Textbooks and Instructional Materials Expenses	5020311000	253,000.00	0.00	253,000.00	253,000.00	0.00	253,000.00	0.00	48,501.00	48,501.00	0.00	48,501.00	48,501.00	204,499.00	0.00	0.00
Textbooks and Instructional Materials Expenses	5020311001	253,000.00	0.00	253,000.00	253,000.00	0.00	253,000.00	0.00	48,501.00	48,501.00	0.00	48,501.00	48,501.00	204,499.00	0.00	0.00

Department : Department of Labor and Employment (DOLE)
 Agency/Entity : National Labor Relations Commission
 Operating Unit : Central Office
 Organization Code (UACS) : 16 004 0100000
 Fund Cluster : 01 - Regular Agency Fund

X	Current Year Appropriations
	Supplemental Appropriations
	Continuing Appropriations

(e.g. UACS Fund Cluster: 01-Regular Agency Fund, 02-Foreign Assisted Projects Fund, 03-Special Account-Locally Funded/Domestic Grants Fund, and 04-Special Account-Foreign Assisted/Foreign Grants Fund)

Particulars	UACS CODE	Appropriations			Allotments			Obligations			Disbursements			Balances		
		Authorized Appropriations	Adjustments (Transfer To/From, Modifications/Augmentations)	Adjusted Appropriations	Allotments Received	Adjustments (Reductions, Modifications/Augmentations)	Adjusted Allotments	1st Quarter Ending March 31	2nd Quarter Ending June 30	Total	1st Quarter Ending March 31	2nd Quarter Ending June 30	Total	Unobligated Allotments	Unpaid Obligations (15-20)=(23+24)	
															Due and Demandable	Not Yet Due
1	2	3	4	5=(3+4)	6	7	10=[(6+(-)7)-8+9]	11	12	15=(11+12+13+14)	16	17	20=(16+17+18+19)	22=(10-15)	23	24
Other Supplies and Materials Expenses	5020399000	3,666,000.00	0.00	3,666,000.00	3,666,000.00	0.00	3,666,000.00	1,300,196.25	954,279.70	2,254,475.95	1,258,091.97	996,383.98	2,254,475.95	1,411,524.05	0.00	0.00
Utility Expenses		29,616,000.00	0.00	29,616,000.00	29,616,000.00	0.00	29,616,000.00	4,040,580.55	6,154,199.14	10,194,779.69	4,040,580.55	6,154,199.14	10,194,779.69	19,421,220.31	0.00	0.00
Water Expenses	5020401000	6,936,000.00	0.00	6,936,000.00	6,936,000.00	0.00	6,936,000.00	333,867.17	512,686.85	846,554.02	333,867.17	512,686.85	846,554.02	6,089,445.98	0.00	0.00
Electricity Expenses	5020402000	22,680,000.00	0.00	22,680,000.00	22,680,000.00	0.00	22,680,000.00	3,706,713.38	5,641,512.29	9,348,225.67	3,706,713.38	5,641,512.29	9,348,225.67	13,331,774.33	0.00	0.00
Communication Expenses		55,637,000.00	0.00	55,637,000.00	55,637,000.00	0.00	55,637,000.00	4,914,726.34	6,508,989.18	11,423,715.52	4,704,154.88	6,714,460.64	11,418,615.52	44,213,284.48	5,100.00	0.00
Postage and Courier Services	5020501000	27,895,000.00	0.00	27,895,000.00	27,895,000.00	0.00	27,895,000.00	3,253,075.76	3,746,487.43	6,999,563.19	3,085,740.48	3,913,822.71	6,999,563.19	20,895,436.81	0.00	0.00
Telephone Expenses	5020502000	9,000,000.00	0.00	9,000,000.00	9,000,000.00	0.00	9,000,000.00	882,765.40	1,005,418.01	1,888,183.41	839,529.22	1,043,554.19	1,883,083.41	7,111,816.59	5,100.00	0.00
Mobile	5020502001	7,975,000.00	0.00	7,975,000.00	7,975,000.00	0.00	7,975,000.00	613,187.80	727,166.51	1,340,354.31	608,787.80	726,466.51	1,335,254.31	6,634,645.69	5,100.00	0.00
Landline	5020502002	1,025,000.00	0.00	1,025,000.00	1,025,000.00	0.00	1,025,000.00	269,577.60	278,251.50	547,829.10	230,741.42	317,087.68	547,829.10	477,170.90	0.00	0.00
Internet Subscription Expenses	5020503000	18,742,000.00	0.00	18,742,000.00	18,742,000.00	0.00	18,742,000.00	778,885.18	1,757,083.74	2,535,968.92	778,885.18	1,757,083.74	2,535,968.92	16,206,031.08	0.00	0.00
Confidential, Intelligence and Extraordinary		25,821,000.00	(1,568,138.77)	24,252,861.23	25,821,000.00	(1,568,138.77)	24,252,861.23	5,426,817.25	5,948,455.00	11,375,272.25	5,377,317.25	5,971,955.00	11,349,272.25	12,877,588.98	26,000.00	0.00
Extraordinary and Miscellaneous Expenses	5021003000	25,821,000.00	(1,568,138.77)	24,252,861.23	25,821,000.00	(1,568,138.77)	24,252,861.23	5,426,817.25	5,948,455.00	11,375,272.25	5,377,317.25	5,971,955.00	11,349,272.25	12,877,588.98	26,000.00	0.00
Professional Services		17,012,000.00	0.00	17,012,000.00	17,012,000.00	0.00	17,012,000.00	1,250,118.69	1,608,407.69	2,858,526.38	1,250,118.69	1,608,407.69	2,858,526.38	14,153,473.62	0.00	0.00
Legal Services	5021101000	530,000.00	0.00	530,000.00	530,000.00	0.00	530,000.00	46,900.00	40,350.00	87,250.00	46,900.00	40,350.00	87,250.00	442,750.00	0.00	0.00
Consultancy Services	5021103000	16,482,000.00	0.00	16,482,000.00	16,482,000.00	0.00	16,482,000.00	1,203,218.69	1,568,057.69	2,771,276.38	1,203,218.69	1,568,057.69	2,771,276.38	13,710,723.62	0.00	0.00
ICT Consultancy Services	5021103001	16,482,000.00	0.00	16,482,000.00	16,482,000.00	0.00	16,482,000.00	1,203,218.69	1,568,057.69	2,771,276.38	1,203,218.69	1,568,057.69	2,771,276.38	13,710,723.62	0.00	0.00
General Services		18,801,000.00	1,568,138.77	20,369,138.77	18,801,000.00	1,568,138.77	20,369,138.77	5,125,295.41	8,098,073.36	13,223,368.77	3,719,061.85	9,486,071.16	13,205,133.01	7,145,770.00	18,235.76	0.00
Janitorial Services	5021202000	4,955,000.00	0.00	4,955,000.00	4,955,000.00	0.00	4,955,000.00	45,394.26	1,506,749.80	1,552,144.06	45,394.26	1,506,749.80	1,552,144.06	3,402,855.94	0.00	0.00
Security Services	5021203000	9,166,000.00	0.00	9,166,000.00	9,166,000.00	0.00	9,166,000.00	2,545,215.77	3,305,963.85	5,851,179.62	1,159,143.78	4,692,035.84	5,851,179.62	3,314,820.38	0.00	0.00
Other General Services	5021299000	4,680,000.00	1,568,138.77	6,248,138.77	4,680,000.00	1,568,138.77	6,248,138.77	2,534,685.38	3,285,359.71	5,820,045.09	2,514,523.81	3,287,285.52	5,801,809.33	428,093.68	18,235.76	0.00
Other General Services	5021299099	4,680,000.00	1,568,138.77	6,248,138.77	4,680,000.00	1,568,138.77	6,248,138.77	2,534,685.38	3,285,359.71	5,820,045.09	2,514,523.81	3,287,285.52	5,801,809.33	428,093.68	18,235.76	0.00
Repairs and Maintenance		10,825,000.00	0.00	10,825,000.00	10,825,000.00	0.00	10,825,000.00	1,210,746.85	938,068.74	2,148,815.59	1,210,746.85	938,068.74	2,148,815.59	8,676,184.41	0.00	0.00
Repairs and Maintenance - Buildings and Other	5021304000	4,374,000.00	0.00	4,374,000.00	4,374,000.00	0.00	4,374,000.00	820.00	1,789.00	2,609.00	820.00	1,789.00	2,609.00	4,371,391.00	0.00	0.00
Buildings	5021304001	4,374,000.00	0.00	4,374,000.00	4,374,000.00	0.00	4,374,000.00	820.00	1,789.00	2,609.00	820.00	1,789.00	2,609.00	4,371,391.00	0.00	0.00
Repairs and Maintenance - Machinery and	5021305000	4,741,000.00	0.00	4,741,000.00	4,741,000.00	0.00	4,741,000.00	1,026,085.75	581,792.52	1,607,878.27	1,026,085.75	581,792.52	1,607,878.27	3,133,121.73	0.00	0.00
Office Equipment	5021305002	476,000.00	0.00	476,000.00	476,000.00	0.00	476,000.00	138,972.75	185,464.40	324,437.15	138,972.75	185,464.40	324,437.15	151,562.85	0.00	0.00
Information and Communication Technology Equipment	5021305003	4,265,000.00	0.00	4,265,000.00	4,265,000.00	0.00	4,265,000.00	887,113.00	396,328.12	1,283,441.12	887,113.00	396,328.12	1,283,441.12	2,981,558.88	0.00	0.00
Repairs and Maintenance - Transportation	5021306000	1,460,000.00	0.00	1,460,000.00	1,460,000.00	0.00	1,460,000.00	183,451.10	212,392.22	395,843.32	183,451.10	212,392.22	395,843.32	1,064,156.68	0.00	0.00
Motor Vehicles	5021306001	1,460,000.00	0.00	1,460,000.00	1,460,000.00	0.00	1,460,000.00	183,451.10	212,392.22	395,843.32	183,451.10	212,392.22	395,843.32	1,064,156.68	0.00	0.00
Repairs and Maintenance - Furniture and Fixtures	5021307000	240,000.00	0.00	240,000.00	240,000.00	0.00	240,000.00	0.00	30,405.00	30,405.00	0.00	30,405.00	30,405.00	209,595.00	0.00	0.00
Repairs and Maintenance - Leased Assets	5021308000	10,000.00	0.00	10,000.00	10,000.00	0.00	10,000.00	390.00	111,690.00	112,080.00	390.00	111,690.00	112,080.00	(102,080.00)	0.00	0.00
Other Leased Assets	5021308099	10,000.00	0.00	10,000.00	10,000.00	0.00	10,000.00	390.00	111,690.00	112,080.00	390.00	111,690.00	112,080.00	(102,080.00)	0.00	0.00
Taxes, Insurance Premiums and Other Fees		2,147,000.00	0.00	2,147,000.00	2,147,000.00	0.00	2,147,000.00	639,052.94	406,264.38	1,045,317.32	639,052.94	406,264.38	1,045,317.32	1,101,682.68	0.00	0.00
Taxes, Duties and Licenses	5021501000	958,000.00	(228,138.92)	729,861.08	958,000.00	(228,138.92)	729,861.08	103,009.72	143,339.50	246,349.22	103,009.72	143,339.50	246,349.22	483,511.86	0.00	0.00
Taxes, Duties and Licenses	5021501001	958,000.00	(228,138.92)	729,861.08	958,000.00	(228,138.92)	729,861.08	103,009.72	143,339.50	246,349.22	103,009.72	143,339.50	246,349.22	483,511.86	0.00	0.00

Department : Department of Labor and Employment (DOLE)
 Agency/Entity : National Labor Relations Commission
 Operating Unit : Central Office
 Organization Code (UACS) : 16 004 0100000
 Fund Cluster : 01 - Regular Agency Fund

X	Current Year Appropriations
	Supplemental Appropriations
	Continuing Appropriations

(e.g. UACS Fund Cluster: 01-Regular Agency Fund, 02-Foreign Assisted Projects Fund, 03-Special Account-Locally Funded/Domestic Grants Fund, and 04-Special Account-Foreign Assisted/Foreign Grants Fund)

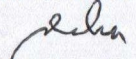
Particulars	UACS CODE	Appropriations			Allotments			Obligations			Disbursements			Balances		
		Authorized Appropriations	Adjustments (Transfer To/From, Modifications/Augmentations)	Adjusted Appropriations	Allotments Received	Adjustments (Reductions, Modifications/Augmentations)	Adjusted Allotments	1st Quarter Ending March 31	2nd Quarter Ending June 30	Total	1st Quarter Ending March 31	2nd Quarter Ending June 30	Total	Unobligated Allotments	Unpaid Obligations (15-20)=(23+24)	
															Due and Demandable	Not Yet Due
1	2	3	4	5=(3+4)	6	7	10=[(6+(-)7)-8+9]	11	12	15=(11+12+13+14)	16	17	20=(16+17+18+19)	22=(10-15)	23	24
Fidelity Bond Premiums	5021502000	789,000.00	22,500.00	811,500.00	789,000.00	22,500.00	811,500.00	263,155.00	135,753.00	398,908.00	263,155.00	135,753.00	398,908.00	412,592.00	0.00	0.00
Insurance Expenses	5021503000	400,000.00	205,638.92	605,638.92	400,000.00	205,638.92	605,638.92	272,888.22	127,171.88	400,060.10	272,888.22	127,171.88	400,060.10	205,578.82	0.00	0.00
Other Maintenance and Operating Expenses		95,063,000.00	234,936.37	95,297,936.37	95,063,000.00	234,936.37	95,297,936.37	30,230,617.25	25,199,629.04	55,430,246.29	29,932,821.74	19,296,436.27	49,229,258.01	39,867,690.08	6,200,988.28	0.00
Advertising Expenses	5029901000	192,000.00	0.00	192,000.00	192,000.00	0.00	192,000.00	95,256.00	0.00	95,256.00	95,256.00	0.00	95,256.00	96,744.00	0.00	0.00
Printing and Publication Expenses	5029902000	220,000.00	22,962.80	242,962.80	220,000.00	22,962.80	242,962.80	105,435.30	80,884.00	186,319.30	101,835.30	84,484.00	186,319.30	56,643.50	0.00	0.00
Representation Expenses	5029903000	300,000.00	201,689.02	501,689.02	300,000.00	201,689.02	501,689.02	141,499.44	106,017.05	247,516.49	141,499.44	106,017.05	247,516.49	254,172.53	0.00	0.00
Transportation and Delivery Expenses	5029904000	706,000.00	9,284.55	715,284.55	706,000.00	9,284.55	715,284.55	5,658.50	16,487.50	22,146.00	5,658.50	16,487.50	22,146.00	693,138.55	0.00	0.00
Rent/Lease Expenses	5029905000	87,088,000.00	0.00	87,088,000.00	87,088,000.00	0.00	87,088,000.00	29,710,720.70	24,994,840.49	54,705,561.19	29,416,525.19	19,088,047.72	48,504,572.91	32,382,438.81	6,200,988.28	0.00
Rents - Building and Structures	5029905001	87,088,000.00	0.00	87,088,000.00	87,088,000.00	0.00	87,088,000.00	29,710,720.70	24,994,840.49	54,705,561.19	29,416,525.19	19,088,047.72	48,504,572.91	32,382,438.81	6,200,988.28	0.00
Subscription Expenses	5029907000	6,557,000.00	1,000.00	6,558,000.00	6,557,000.00	1,000.00	6,558,000.00	172,047.31	1,400.00	173,447.31	172,047.31	1,400.00	173,447.31	6,384,552.69	0.00	0.00
Cloud Computing Service	5029907003	6,334,000.00	0.00	6,334,000.00	6,334,000.00	0.00	6,334,000.00	164,330.33	0.00	164,330.33	164,330.33	0.00	164,330.33	6,169,669.67	0.00	0.00
Other Subscription Expenses	5029907099	223,000.00	1,000.00	224,000.00	223,000.00	1,000.00	224,000.00	7,716.98	1,400.00	9,116.98	7,716.98	1,400.00	9,116.98	214,883.02	0.00	0.00
Capital Outlays		44,602,000.00	0.00	44,602,000.00	44,602,000.00	0.00	44,602,000.00	8,985,684.96	1,512,907.37	10,498,592.33	8,985,684.96	1,512,907.37	10,498,592.33	34,103,407.67	0.00	0.00
Property, Plant and Equipment Outlay		29,562,000.00	0.00	29,562,000.00	29,562,000.00	0.00	29,562,000.00	0.00	1,512,907.37	1,512,907.37	0.00	1,512,907.37	1,512,907.37	28,049,092.63	0.00	0.00
Machinery and Equipment Outlay	5060405000	29,562,000.00	0.00	29,562,000.00	29,562,000.00	0.00	29,562,000.00	0.00	1,512,907.37	1,512,907.37	0.00	1,512,907.37	1,512,907.37	28,049,092.63	0.00	0.00
Information and Communication Technology Equipment	5060405003	29,562,000.00	0.00	29,562,000.00	29,562,000.00	0.00	29,562,000.00	0.00	1,512,907.37	1,512,907.37	0.00	1,512,907.37	1,512,907.37	28,049,092.63	0.00	0.00
Intangible Assets Outlay		15,040,000.00	0.00	15,040,000.00	15,040,000.00	0.00	15,040,000.00	8,985,684.96	0.00	8,985,684.96	8,985,684.96	0.00	8,985,684.96	6,054,315.04	0.00	0.00
Computer Software	5060602000	15,040,000.00	0.00	15,040,000.00	15,040,000.00	0.00	15,040,000.00	8,985,684.96	0.00	8,985,684.96	8,985,684.96	0.00	8,985,684.96	6,054,315.04	0.00	0.00
B. AUTOMATIC APPROPRIATIONS		70,297,000.00	6,693,000.00	76,990,000.00	76,990,000.00	0.00	76,990,000.00	19,293,450.03	19,515,773.32	38,809,223.35	19,156,286.31	19,569,295.33	38,725,581.64	38,180,776.65	83,641.71	0.00
Retirement and Life Insurance Premiums		70,297,000.00	6,693,000.00	76,990,000.00	76,990,000.00	0.00	76,990,000.00	19,293,450.03	19,515,773.32	38,809,223.35	19,156,286.31	19,569,295.33	38,725,581.64	38,180,776.65	83,641.71	0.00
C. SPECIAL PURPOSE FUNDS		0.00	380,892,903.00	380,892,903.00	0.00	380,892,903.00	380,892,903.00	129,119,258.16	162,667,789.35	291,787,047.51	100,410,257.72	191,360,547.07	291,770,804.79	89,105,855.49	16,242.72	0.00
Miscellaneous Personnel Benefits Fund		0.00	124,960,247.00	124,960,247.00	0.00	124,960,247.00	124,960,247.00	0.00	34,751,274.22	34,751,274.22	0.00	34,735,031.50	34,735,031.50	90,208,972.78	16,242.72	0.00
Other Compensation	5010200000	0.00	35,207,247.00	35,207,247.00	0.00	35,207,247.00	35,207,247.00	0.00	34,751,274.22	34,751,274.22	0.00	34,735,031.50	34,735,031.50	455,972.78	16,242.72	0.00
Other Bonuses and Allowances		0.00	35,207,247.00	35,207,247.00	0.00	35,207,247.00	35,207,247.00	0.00	34,751,274.22	34,751,274.22	0.00	34,735,031.50	34,735,031.50	455,972.78	16,242.72	0.00
Performance Based Bonus - Civilian	5010299014	0.00	35,207,247.00	35,207,247.00	0.00	35,207,247.00	35,207,247.00	0.00	34,751,274.22	34,751,274.22	0.00	34,735,031.50	34,735,031.50	455,972.78	16,242.72	0.00
Other Personnel Benefits	5010400000	0.00	89,753,000.00	89,753,000.00	0.00	89,753,000.00	89,753,000.00	0.00	0.00	0.00	0.00	0.00	0.00	89,753,000.00	0.00	0.00
Other Personnel Benefits		0.00	89,753,000.00	89,753,000.00	0.00	89,753,000.00	89,753,000.00	0.00	0.00	0.00	0.00	0.00	0.00	89,753,000.00	0.00	0.00


Department : Department of Labor and Employment (DOLE)
 Agency/Entity : National Labor Relations Commission
 Operating Unit : Central Office
 Organization Code (UACS) : 16 004 0100000
 Fund Cluster : 01 - Regular Agency Fund


X	Current Year Appropriations
	Supplemental Appropriations
	Continuing Appropriations

(e.g. UACS Fund Cluster: 01-Regular Agency Fund, 02-Foreign Assisted Projects Fund, 03-Special Account-Locally Funded/Domestic Grants Fund, and 04-Special Account-Foreign Assisted/Foreign Grants Fund)

Particulars	UACS CODE	Appropriations			Allotments			Obligations			Disbursements			Balances		
		Authorized Appropriations	Adjustments (Transfer To/From, Modifications/ Augmentations)	Adjusted Appropriations	Allotments Received	Adjustments (Reductions, Modifications/ Augmentations)	Adjusted Allotments	1st Quarter Ending March 31	2nd Quarter Ending June 30	Total	1st Quarter Ending March 31	2nd Quarter Ending June 30	Total	Unobligated Allotments	Unpaid Obligations (15-20)=(23+24)	
															10=[(6+(-)7)-8+9]	15=(11+12+13+14)
Lump-sum for Compensation Adjustment	5010499006	0.00	89,753,000.00	89,753,000.00	0.00	89,753,000.00	89,753,000.00	0.00	0.00	0.00	0.00	0.00	0.00	89,753,000.00	0.00	0.00
Pension and Gratuity Fund		0.00	255,932,656.00	255,932,656.00	0.00	255,932,656.00	255,932,656.00	129,119,258.16	127,916,515.13	257,035,773.29	100,410,257.72	156,625,515.57	257,035,773.29	(1,103,117.29)	0.00	0.00
Other Personnel Benefits	5010400000	0.00	255,932,656.00	255,932,656.00	0.00	255,932,656.00	255,932,656.00	129,119,258.16	127,916,515.13	257,035,773.29	100,410,257.72	156,625,515.57	257,035,773.29	(1,103,117.29)	0.00	0.00
Terminal Leave Benefits		0.00	255,932,656.00	255,932,656.00	0.00	255,932,656.00	255,932,656.00	129,119,258.16	127,916,515.13	257,035,773.29	100,410,257.72	156,625,515.57	257,035,773.29	(1,103,117.29)	0.00	0.00
Pension Benefits - Civilian	5010401001	0.00	115,843,173.00	115,843,173.00	0.00	115,843,173.00	115,843,173.00	62,959,786.00	56,395,187.00	119,354,973.00	62,959,786.00	56,395,187.00	119,354,973.00	(3,511,800.00)	0.00	0.00
Retirement Gratuity - Civilian	5010402001	0.00	112,469,826.00	112,469,826.00	0.00	112,469,826.00	112,469,826.00	52,525,411.34	57,535,731.95	110,061,143.29	25,835,176.82	84,225,966.47	110,061,143.29	2,408,682.71	0.00	0.00
Terminal Leave Benefits - Civilian	5010403001	0.00	27,619,657.00	27,619,657.00	0.00	27,619,657.00	27,619,657.00	13,634,060.82	13,985,596.18	27,619,657.00	11,615,294.90	16,004,362.10	27,619,657.00	0.00	0.00	0.00
GRAND TOTAL		1,567,166,000.00	387,585,903.00	1,954,751,903.00	1,573,859,000.00	380,892,903.00	1,954,751,903.00	532,337,861.77	638,067,479.83	1,170,405,341.60	500,766,490.80	662,154,186.42	1,162,920,677.22	784,346,561.40	7,484,664.38	0.00

Certified Correct:

 MARIA DAISEE A. TISMO
 LAA/ Acting Budget Officer

Recommending Approval:

 ELVIRAF F. CRUZ
 Director II, Management and Admin. Dept.

Approved (by authority of the Chairperson):

 Mona Lisa M. Vargas
 Labor Arbiter/ Acting Exec. Clerk of Court IV

SUMMARY OF APPROPRIATIONS, ALLOTMENTS, OBLIGATIONS, DISBURSEMENTS AND BALANCES BY OBJECT OF EXPENDITURES
As at the Quarter Ending June 30, 2025


Department : Department of Labor and Employment (DOLE)
 Agency/Entity : National Labor Relations Commission
 Operating Unit : Central Office
 Organization Code (UACS) : 16 004 0100000
 Fund Cluster : 01 - Regular Agency Fund

	Current Year Appropriations
	Supplemental Appropriations
X	Continuing Appropriations


(e.g. UACS Fund Cluster: 01-Regular Agency Fund, 02-Foreign Assisted Projects Fund, 03-Special Account-Locally Funded/Domestic Grants Fund, and 04-Special Account-Foreign Assisted/Foreign Grants Fund)

Particulars	UACS CODE	Appropriations				Obligations			Disbursements			Balances		
		Authorized Appropriations	Allotments		Adjusted Allotments	1st Quarter Ending March 31	2nd Quarter Ending June 30	Total	1st Quarter Ending March 31	2nd Quarter Ending June 30	Total	Unused Funds	Unpaid Obligations (16-21)=(24+25)	
			Unobligated	Adjustments (Reductions, Modifications/ Augmentations)									Unobligated Allotments	Due and Demandable
1	2	3	7	8	11=[(6+7+(-)8)-9+10]	12	13	16=(12+13+14+15)	17	18	21=(17+18+19+20)	23=(11-16)	24	25
SUMMARY		0.00	147,285.40	0.00	147,285.40	0.00	67,092.63	67,092.63	0.00	67,092.63	67,092.63	80,192.77	0.00	0.00
Unobligated Allotment		0.00	147,285.40	0.00	147,285.40	0.00	67,092.63	67,092.63	0.00	67,092.63	67,092.63	80,192.77	0.00	0.00
I. AGENCY SPECIFIC BUDGET		0.00	147,285.40	0.00	147,285.40	0.00	67,092.63	67,092.63	0.00	67,092.63	67,092.63	80,192.77	0.00	0.00
Maintenance and Other Operating Expenses		0.00	570.77	0.00	570.77	0.00	0.00	0.00	0.00	0.00	0.00	570.77	0.00	0.00
Communication Expenses		0.00	570.77	0.00	570.77	0.00	0.00	0.00	0.00	0.00	0.00	570.77	0.00	0.00
Postage and Courier Services	5020501000	0.00	570.77	0.00	570.77	0.00	0.00	0.00	0.00	0.00	0.00	570.77	0.00	0.00
Capital Outlays		0.00	146,714.63	0.00	146,714.63	0.00	67,092.63	67,092.63	0.00	67,092.63	67,092.63	79,622.00	0.00	0.00
Property, Plant and Equipment Outlay		0.00	146,714.63	0.00	146,714.63	0.00	67,092.63	67,092.63	0.00	67,092.63	67,092.63	79,622.00	0.00	0.00
Machinery and Equipment Outlay	5060405000	0.00	67,092.63	0.00	67,092.63	0.00	67,092.63	67,092.63	0.00	67,092.63	67,092.63	0.00	0.00	0.00
Information and Communication Technology	5060405003	0.00	67,092.63	0.00	67,092.63	0.00	67,092.63	67,092.63	0.00	67,092.63	67,092.63	0.00	0.00	0.00
Transportation Equipment Outlay	5060406000	0.00	79,622.00	0.00	79,622.00	0.00	0.00	0.00	0.00	0.00	0.00	79,622.00	0.00	0.00
Motor Vehicles	5060406001	0.00	79,622.00	0.00	79,622.00	0.00	0.00	0.00	0.00	0.00	0.00	79,622.00	0.00	0.00
GRAND TOTAL		0.00	147,285.40	0.00	147,285.40	0.00	67,092.63	67,092.63	0.00	67,092.63	67,092.63	80,192.77	0.00	0.00

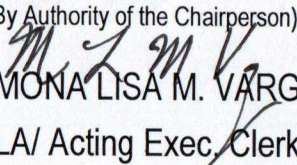
Certified Correct:


DAISEE A. TISMO
 LAA/ Acting Budget Officer

Recommending Approval:


ELVIRA F. CRUZ
 Director II, Management & Admin. Dept.

Approved:

(By Authority of the Chairperson)

MONA LISA M. VARGAS
 LA/ Acting Exec. Clerk of Court IV