

STATEMENT OF APPROPRIATIONS, ALLOTMENTS, OBLIGATIONS, DISBURSEMENTS AND BALANCES  
As at the Quarter Ending June 30, 2025

Department : Department of Labor and Employment (DOLE)  
Agency/Entity : National Labor Relations Commission  
Operating Unit : Central Office  
Organization Code (UACS) : 16 004 0100000  
Fund Cluster : 01 - Regular Agency Fund  
(e.g. UACS Fund Cluster: 01-Regular Agency Fund, 02-Foreign Assisted Projects Fund, 03-Special Account-Locally Funded/Domestic Grants Fund, and 04-Special Account-Foreign Assisted/Foreign Grants Fund)

X	Current Year Appropriations
	Supplemental Appropriations
	Continuing Appropriations

Particulars	UACS CODE	Appropriations		Allotments					Current Year Obligations					Current Year Disbursements					Balances					
		Authorized Appropriations	Adjusted Appropriations	Allotments Received	Adjustments (Reductions, Modifications/Augmentations)	Transfer To	Transfer From	Adjusted Allotments	1st Quarter Ending March 31	2nd Quarter Ending June 30	3rd Quarter Ending September 30	4th Quarter Ending December 31	Total	1st Quarter Ending March 31	2nd Quarter Ending June 30	3rd Quarter Ending September 30	4th Quarter Ending December 31	Total	Unreleased Appropriations	Unobligated Allotments	Unpaid Obligations (16-20)=(23+24)			
		4	5=(3+4)	6	7	8	9	10=(6+7)+8+9	11	12	13	14	15=(11+12+13+14)	16	17	18	19	20=(16+17+18+19)	21	22	Due and Demandable	Not Yet Due and Demandable	23	24
I. Agency Specific Budget		1,496,869,000.00	0.00	1,496,869,000.00	1,496,869,000.00	0.00	0.00	0.00	1,496,869,000.00	383,925,153.58	455,883,917.16	0.00	0.00	839,809,070.74	381,199,946.77	451,224,344.62	0.00	0.00	832,424,291.39	0.00	667,659,329.26	7,384,779.96	0.00	0.00
General Administration and Support	10000000000000	291,973,000.00	0.00	291,973,000.00	291,973,000.00	0.00	0.00	0.00	291,973,000.00	62,864,467.69	58,260,626.39	0.00	0.00	121,125,094.08	61,147,406.68	53,657,573.75	0.00	0.00	114,804,980.43	0.00	170,847,905.92	6,320,113.65	0.00	0.00
General Management and Supervision	100000100001000	258,802,000.00	0.00	258,802,000.00	258,802,000.00	0.00	0.00	0.00	258,802,000.00	62,864,467.69	50,759,431.30	0.00	0.00	113,623,898.99	61,147,406.68	46,156,378.66	0.00	0.00	107,303,785.34	0.00	145,178,101.01	6,320,113.65	0.00	0.00
PS		62,878,000.00	0.00	62,878,000.00	62,878,000.00	0.00	0.00	0.00	62,878,000.00	14,358,681.06	21,359,646.22	0.00	0.00	35,718,327.28	14,358,681.06	21,241,120.85	0.00	0.00	35,999,801.91	0.00	47,159,672.72	118,525.37	0.00	0.00
MOOE		131,322,000.00	0.00	131,322,000.00	131,322,000.00	0.00	0.00	0.00	131,322,000.00	39,520,101.67	27,886,877.71	0.00	0.00	67,406,979.38	37,803,040.66	23,402,350.44	0.00	0.00	61,205,391.10	0.00	63,915,020.62	6,201,568.28	0.00	0.00
CO		44,602,000.00	0.00	44,602,000.00	44,602,000.00	0.00	0.00	0.00	44,602,000.00	8,985,684.96	1,512,907.37	0.00	0.00	10,498,592.33	8,985,684.96	1,512,907.37	0.00	0.00	10,498,592.33	0.00	34,103,407.67	0.00	0.00	0.00
Administration of Personnel Benefits	100000100002000	33,171,000.00	0.00	33,171,000.00	33,171,000.00	0.00	0.00	0.00	33,171,000.00	0.00	7,501,195.09	0.00	0.00	7,501,195.09	0.00	7,501,195.09	0.00	0.00	7,501,195.09	0.00	25,669,804.91	0.00	0.00	0.00
PS		33,171,000.00	0.00	33,171,000.00	33,171,000.00	0.00	0.00	0.00	33,171,000.00	0.00	7,501,195.09	0.00	0.00	7,501,195.09	0.00	7,501,195.09	0.00	0.00	7,501,195.09	0.00	25,669,804.91	0.00	0.00	0.00
Sub-Total, General Administration and Support		291,973,000.00	0.00	291,973,000.00	291,973,000.00	0.00	0.00	0.00	291,973,000.00	62,864,467.69	58,260,626.39	0.00	0.00	121,125,094.08	61,147,406.68	53,657,573.75	0.00	0.00	114,804,980.43	0.00	170,847,905.92	6,320,113.65	0.00	0.00
PS		116,049,000.00	0.00	116,049,000.00	116,049,000.00	0.00	0.00	0.00	116,049,000.00	14,358,681.06	28,860,841.31	0.00	0.00	43,219,522.37	14,358,681.06	28,742,315.94	0.00	0.00	43,100,967.00	0.00	72,829,477.63	118,525.37	0.00	0.00
MOOE		131,322,000.00	0.00	131,322,000.00	131,322,000.00	0.00	0.00	0.00	131,322,000.00	39,520,101.67	27,886,877.71	0.00	0.00	67,406,979.38	37,803,040.66	23,402,350.44	0.00	0.00	61,205,391.10	0.00	63,915,020.62	6,201,568.28	0.00	0.00
CO		44,602,000.00	0.00	44,602,000.00	44,602,000.00	0.00	0.00	0.00	44,602,000.00	8,985,684.96	1,512,907.37	0.00	0.00	10,498,592.33	8,985,684.96	1,512,907.37	0.00	0.00	10,498,592.33	0.00	34,103,407.67	0.00	0.00	0.00
Operations	300000000000000	1,204,896,000.00	0.00	1,204,896,000.00	1,204,896,000.00	0.00	0.00	0.00	1,204,896,000.00	321,060,685.89	397,623,290.77	0.00	0.00	718,683,976.66	320,052,540.09	397,566,770.27	0.00	0.00	717,619,310.36	0.00	486,212,023.34	1,064,666.30	0.00	0.00
OO - Due process in resolving labor disputes ensured		1,204,896,000.00	0.00	1,204,896,000.00	1,204,896,000.00	0.00	0.00	0.00	1,204,896,000.00	321,060,685.89	397,623,290.77	0.00	0.00	718,683,976.66	320,052,540.09	397,566,770.27	0.00	0.00	717,619,310.36	0.00	486,212,023.34	1,064,666.30	0.00	0.00
LABOR ARBITRATION PROGRAM		1,167,823,000.00	0.00	1,167,823,000.00	1,167,823,000.00	0.00	0.00	0.00	1,167,823,000.00	309,074,205.55	387,995,998.52	0.00	0.00	697,070,204.07	308,066,059.75	387,939,478.02	0.00	0.00	696,005,537.77	0.00	470,852,795.93	1,064,666.30	0.00	0.00
Resolution of Appealed Labor Cases	310100100001000	388,872,000.00	0.00	388,872,000.00	388,872,000.00	0.00	0.00	0.00	388,872,000.00	87,537,868.15	150,178,398.52	0.00	0.00	247,716,266.67	87,322,917.13	149,867,383.00	0.00	0.00	247,280,310.13	0.00	141,155,613.33	436,076.54	0.00	0.00
PS		318,536,000.00	0.00	318,536,000.00	318,536,000.00	0.00	0.00	0.00	318,536,000.00	92,359,431.31	138,868,158.45	0.00	0.00	231,227,589.76	92,359,431.31	138,464,581.91	0.00	0.00	230,824,013.22	0.00	87,308,410.24	403,576.54	0.00	0.00
MOOE		70,336,000.00	0.00	70,336,000.00	70,336,000.00	0.00	0.00	0.00	70,336,000.00	5,178,556.84	11,310,240.07	0.00	0.00	16,488,796.91	4,983,485.82	11,462,811.09	0.00	0.00	16,456,296.91	0.00	53,847,203.09	32,500.00	0.00	0.00
Arbitration of Labor Cases	310100100002000	779,051,000.00	0.00	779,051,000.00	779,051,000.00	0.00	0.00	0.00	779,051,000.00	211,536,217.40	237,817,600.00	0.00	0.00	449,353,817.40	210,743,142.62	237,982,085.02	0.00	0.00	448,725,227.64	0.00	329,697,182.60	628,589.78	0.00	0.00
PS		700,034,000.00	0.00	700,034,000.00	700,034,000.00	0.00	0.00	0.00	700,034,000.00	195,341,527.10	216,127,466.92	0.00	0.00	411,468,994.02	194,803,347.24	216,098,797.78	0.00	0.00	410,802,145.02	0.00	288,565,005.98	568,849.00	0.00	0.00
MOOE		79,017,000.00	0.00	79,017,000.00	79,017,000.00	0.00	0.00	0.00	79,017,000.00	16,194,690.30	21,960,133.08	0.00	0.00	37,884,823.38	15,939,795.38	21,883,287.24	0.00	0.00	37,823,082.62	0.00	41,132,176.62	61,740.76	0.00	0.00
EXECUTION PROGRAM		36,973,000.00	0.00	36,973,000.00	36,973,000.00	0.00	0.00	0.00	36,973,000.00	11,986,480.34	9,627,292.25	0.00	0.00	21,613,772.59	11,986,480.34	9,627,292.25	0.00	0.00	21,613,772.59	0.00	15,359,227.41	0.00	0.00	0.00
Implementation and execution of judgments rendered in labor cases	310200100001000	36,973,000.00	0.00	36,973,000.00	36,973,000.00	0.00	0.00	0.00	36,973,000.00	11,986,480.34	9,627,292.25	0.00	0.00	21,613,772.59	11,986,480.34	9,627,292.25	0.00	0.00	21,613,772.59	0.00	15,359,227.41	0.00	0.00	0.00
PS		23,113,000.00	0.00	23,113,000.00	23,113,000.00	0.00	0.00	0.00	23,113,000.00	10,317,806.41	8,295,458.78	0.00	0.00	18,613,265.19	10,317,806.41	8,295,458.78	0.00	0.00	18,613,265.19	0.00	4,499,734.81	0.00	0.00	0.00
MOOE		13,860,000.00	0.00	13,860,000.00	13,860,000.00	0.00	0.00	0.00	13,860,000.00	1,668,673.93	1,331,833.47	0.00	0.00	3,000,507.40	1,668,673.93	1,331,833.47	0.00	0.00	3,000,507.40	0.00	10,859,492.60	0.00	0.00	0.00
Sub-Total, Operations		1,204,896,000.00	0.00	1,204,896,000.00	1,204,896,000.00	0.00	0.00	0.00	1,204,896,000.00	321,060,685.89	397,623,290.77	0.00	0.00	718,683,976.66	320,052,540.09	397,566,770.27	0.00	0.00	717,619,310.36	0.00	486,212,023.34	1,064,666.30	0.00	0.00
PS		1,041,683,000.00	0.00	1,041,683,000.00	1,041,683,000.00	0.00	0.00	0.00	1,041,683,000.00	298,018,764.82	363,291,084.15	0.00	0.00	661,309,848.97	297,480,584.96	362,858,838.47	0.00	0.00	660,373,151.03	0.00	380,373,151.03	870,425.54	0.00	0.00

Department : Department of Labor and Employment (DOLE)  
 Agency/Entity : National Labor Relations Commission  
 Operating Unit : Central Office  
 Organization Code (UACS) : 16 004 0100000  
 Fund Cluster : 01 - Regular Agency Fund  
 (e.g. UACS Fund Cluster: 01-Regular Agency Fund, 02-Foreign Assisted Projects Fund, 03-Special Account-Locally Funded/Domestic Grants Fund, and 04-Special Account-Foreign Assisted/Foreign Grants Fund)

X	Current Year Appropriations
	Supplemental Appropriations
	Continuing Appropriations

Particulars	UACS CODE	Appropriations					Allotments										Current Year Obligations					Current Year Disbursements					Balances			
		Authorized Appropriations	(Transfer To/From, Modifications/ Adjustments)	Adjusted Appropriations	Allotments Received	Adjustments (Reductions, Modifications/ Augmentations)	Transfer To	Transfer From	Adjusted Allotments	1st Quarter Ending March 31	2nd Quarter Ending June 30	3rd Quarter Ending September 30	4th Quarter Ending December 31	Total	1st Quarter Ending March 31	2nd Quarter Ending June 30	3rd Quarter Ending September 30	4th Quarter Ending December 31	Total	Unreleased Appropriations	Unobligated Allotments	Unpaid Obligations (16-20) Due and Demandable	(21-24) Not Yet Due and Demandable							
		3	4	5	6	7	8	9	10	11	12	13	14	15	16	17	18	19	20	21	22	23	24							
MOOE		163,213,000.00	0.00	163,213,000.00	163,213,000.00	0.00	0.00	0.00	163,213,000.00	23,041,821.07	34,232,206.62	0.00	0.00	0.00	57,374,127.69	22,571,955.13	34,707,931.80	0.00	0.00	57,279,886.83	0.00	105,838,872.31	84,240.76	0.00						
<b>Sub-Total, I. Agency Specific Budget</b>		<b>1,456,869,000.00</b>	<b>0.00</b>	<b>1,456,869,000.00</b>	<b>1,456,869,000.00</b>	<b>0.00</b>	<b>0.00</b>	<b>0.00</b>	<b>1,456,869,000.00</b>	<b>383,925,153.58</b>	<b>455,883,917.16</b>	<b>0.00</b>	<b>0.00</b>	<b>0.00</b>	<b>839,809,070.74</b>	<b>381,199,946.77</b>	<b>451,224,344.02</b>	<b>0.00</b>	<b>0.00</b>	<b>832,424,290.79</b>	<b>0.00</b>	<b>657,059,929.26</b>	<b>7,384,779.95</b>	<b>0.00</b>						
PS		1,157,732,000.00	0.00	1,157,732,000.00	1,157,732,000.00	0.00	0.00	0.00	1,157,732,000.00	312,377,445.88	392,151,925.46	0.00	0.00	0.00	704,529,371.34	311,838,266.02	391,601,154.41	0.00	0.00	703,440,420.43	0.00	453,202,628.66	1,088,950.91	0.00						
MOOE		294,535,000.00	0.00	294,535,000.00	294,535,000.00	0.00	0.00	0.00	294,535,000.00	62,562,022.74	62,219,084.33	0.00	0.00	0.00	124,781,107.07	60,374,996.79	58,110,282.24	0.00	0.00	118,485,278.03	0.00	169,753,892.93	6,295,829.04	0.00						
CO		44,602,000.00	0.00	44,602,000.00	44,602,000.00	0.00	0.00	0.00	44,602,000.00	8,985,684.96	1,512,907.37	0.00	0.00	0.00	10,498,592.33	8,985,684.96	1,512,907.37	0.00	0.00	10,498,592.33	0.00	34,103,407.67	0.00	0.00						
<b>II. Automatic Appropriations</b>		<b>70,297,000.00</b>	<b>6,693,000.00</b>	<b>76,990,000.00</b>	<b>76,990,000.00</b>	<b>0.00</b>	<b>0.00</b>	<b>0.00</b>	<b>76,990,000.00</b>	<b>19,293,450.03</b>	<b>19,515,773.32</b>	<b>0.00</b>	<b>0.00</b>	<b>0.00</b>	<b>38,809,223.35</b>	<b>19,156,286.31</b>	<b>15,609,295.33</b>	<b>0.00</b>	<b>0.00</b>	<b>38,725,581.64</b>	<b>0.00</b>	<b>38,180,776.65</b>	<b>83,641.71</b>	<b>0.00</b>						
Retirement and Life Insurance Premiums	102	70,297,000.00	6,693,000.00	76,990,000.00	76,990,000.00	0.00	0.00	0.00	76,990,000.00	19,293,450.03	19,515,773.32	0.00	0.00	0.00	38,809,223.35	19,156,286.31	15,609,295.33	0.00	0.00	38,725,581.64	0.00	38,180,776.65	83,641.71	0.00						
General Administration and Support	10000000000000	7,103,000.00	6,693,000.00	13,796,000.00	13,796,000.00	0.00	0.00	0.00	13,796,000.00	1,208,604.98	1,285,973.47	0.00	0.00	0.00	2,494,578.45	1,208,604.98	1,285,973.47	0.00	0.00	2,494,578.45	0.00	11,301,421.55	0.00	0.00						
General Management and Supervision	100000100001000	7,103,000.00	6,693,000.00	13,796,000.00	13,796,000.00	0.00	0.00	0.00	13,796,000.00	1,208,604.98	1,285,973.47	0.00	0.00	0.00	2,494,578.45	1,208,604.98	1,285,973.47	0.00	0.00	2,494,578.45	0.00	11,301,421.55	0.00	0.00						
PS		7,103,000.00	6,693,000.00	13,796,000.00	13,796,000.00	0.00	0.00	0.00	13,796,000.00	1,208,604.98	1,285,973.47	0.00	0.00	0.00	2,494,578.45	1,208,604.98	1,285,973.47	0.00	0.00	2,494,578.45	0.00	11,301,421.55	0.00	0.00						
<b>Sub-Total, General Administration and Support</b>		<b>7,103,000.00</b>	<b>6,693,000.00</b>	<b>13,796,000.00</b>	<b>13,796,000.00</b>	<b>0.00</b>	<b>0.00</b>	<b>0.00</b>	<b>13,796,000.00</b>	<b>1,208,604.98</b>	<b>1,285,973.47</b>	<b>0.00</b>	<b>0.00</b>	<b>0.00</b>	<b>2,494,578.45</b>	<b>1,208,604.98</b>	<b>1,285,973.47</b>	<b>0.00</b>	<b>0.00</b>	<b>2,494,578.45</b>	<b>0.00</b>	<b>11,301,421.55</b>	<b>0.00</b>	<b>0.00</b>						
PS		7,103,000.00	6,693,000.00	13,796,000.00	13,796,000.00	0.00	0.00	0.00	13,796,000.00	1,208,604.98	1,285,973.47	0.00	0.00	0.00	2,494,578.45	1,208,604.98	1,285,973.47	0.00	0.00	2,494,578.45	0.00	11,301,421.55	0.00	0.00						
Operations	30000000000000	63,194,000.00	0.00	63,194,000.00	63,194,000.00	0.00	0.00	0.00	63,194,000.00	18,084,845.05	18,229,799.85	0.00	0.00	0.00	36,314,644.90	17,847,681.33	16,283,321.86	0.00	0.00	36,231,003.19	0.00	26,879,355.10	83,641.71	0.00						
OO - Due process in resolving labor disputes ensured		63,194,000.00	0.00	63,194,000.00	63,194,000.00	0.00	0.00	0.00	63,194,000.00	18,084,845.05	18,229,799.85	0.00	0.00	0.00	36,314,644.90	17,847,681.33	16,283,321.86	0.00	0.00	36,231,003.19	0.00	26,879,355.10	83,641.71	0.00						
LABOR ARBITRATION PROGRAM		61,145,000.00	0.00	61,145,000.00	61,145,000.00	0.00	0.00	0.00	61,145,000.00	17,153,633.35	17,167,323.45	0.00	0.00	0.00	34,320,956.80	17,016,469.63	11,220,845.46	0.00	0.00	34,231,315.09	0.00	26,824,043.20	83,641.71	0.00						
Resolution of Appealed Labor Cases	310100100001000	22,417,000.00	0.00	22,417,000.00	22,417,000.00	0.00	0.00	0.00	22,417,000.00	6,827,588.87	7,827,300.44	0.00	0.00	0.00	14,654,889.31	6,827,588.87	7,827,300.44	0.00	0.00	14,654,889.31	0.00	7,762,110.69	0.00	0.00						
PS		22,417,000.00	0.00	22,417,000.00	22,417,000.00	0.00	0.00	0.00	22,417,000.00	6,827,588.87	7,827,300.44	0.00	0.00	0.00	14,654,889.31	6,827,588.87	7,827,300.44	0.00	0.00	14,654,889.31	0.00	7,762,110.69	0.00	0.00						
Arbitration of Labor Cases	310100100002000	38,728,000.00	0.00	38,728,000.00	38,728,000.00	0.00	0.00	0.00	38,728,000.00	10,326,044.48	9,340,023.01	0.00	0.00	0.00	19,696,067.49	10,188,880.76	3,393,545.02	0.00	0.00	19,562,425.78	0.00	19,061,932.51	83,641.71	0.00						
PS		38,728,000.00	0.00	38,728,000.00	38,728,000.00	0.00	0.00	0.00	38,728,000.00	10,326,044.48	9,340,023.01	0.00	0.00	0.00	19,696,067.49	10,188,880.76	3,393,545.02	0.00	0.00	19,562,425.78	0.00	19,061,932.51	83,641.71	0.00						
EXECUTION PROGRAM		2,049,000.00	0.00	2,049,000.00	2,049,000.00	0.00	0.00	0.00	2,049,000.00	931,211.70	1,062,476.40	0.00	0.00	0.00	1,993,688.10	931,211.70	1,062,476.40	0.00	0.00	1,993,688.10	0.00	55,311.90	0.00	0.00						
Implementation and execution of judgments rendered in labor cases	310200100001000	2,049,000.00	0.00	2,049,000.00	2,049,000.00	0.00	0.00	0.00	2,049,000.00	931,211.70	1,062,476.40	0.00	0.00	0.00	1,993,688.10	931,211.70	1,062,476.40	0.00	0.00	1,993,688.10	0.00	55,311.90	0.00	0.00						
PS		2,049,000.00	0.00	2,049,000.00	2,049,000.00	0.00	0.00	0.00	2,049,000.00	931,211.70	1,062,476.40	0.00	0.00	0.00	1,993,688.10	931,211.70	1,062,476.40	0.00	0.00	1,993,688.10	0.00	55,311.90	0.00	0.00						
<b>Sub-Total, Operations</b>		<b>63,194,000.00</b>	<b>0.00</b>	<b>63,194,000.00</b>	<b>63,194,000.00</b>	<b>0.00</b>	<b>0.00</b>	<b>0.00</b>	<b>63,194,000.00</b>	<b>18,084,845.05</b>	<b>18,229,799.85</b>	<b>0.00</b>	<b>0.00</b>	<b>0.00</b>	<b>36,314,644.90</b>	<b>17,847,681.33</b>	<b>16,283,321.86</b>	<b>0.00</b>	<b>0.00</b>	<b>36,231,003.19</b>	<b>0.00</b>	<b>26,879,355.10</b>	<b>83,641.71</b>	<b>0.00</b>						
PS		63,194,000.00	0.00	63,194,000.00	63,194,000.00	0.00	0.00	0.00	63,194,000.00	18,084,845.05	18,229,799.85	0.00	0.00	0.00	36,314,644.90	17,847,681.33	16,283,321.86	0.00	0.00	36,231,003.19	0.00	26,879,355.10	83,641.71	0.00						
<b>Sub-Total, II. Automatic Appropriations</b>		<b>70,297,000.00</b>	<b>6,693,000.00</b>	<b>76,990,000.00</b>	<b>76,990,000.00</b>	<b>0.00</b>	<b>0.00</b>	<b>0.00</b>	<b>76,990,000.00</b>	<b>19,293,450.03</b>	<b>19,515,773.32</b>	<b>0.00</b>	<b>0.00</b>	<b>0.00</b>	<b>38,809,223.35</b>	<b>19,156,286.31</b>	<b>15,609,295.33</b>	<b>0.00</b>	<b>0.00</b>	<b>38,725,581.64</b>	<b>0.00</b>	<b>38,180,776.65</b>	<b>83,641.71</b>	<b>0.00</b>						
PS		70,297,000.00	6,693,000.00	76,990,000.00	76,990,000.00	0.00	0.00	0.00	76,990,000.00	19,293,450.03	19,515,773.32	0.00	0.00	0.00	38,809,223.35	19,156,286.31	15,609,295.33	0.00	0.00	38,725,581.64	0.00	38,180,776.65	83,641.71	0.00						
<b>III. Special Purpose Fund</b>		<b>0.00</b>	<b>380,892,903.00</b>	<b>380,892,903.00</b>	<b>380,892,903.00</b>	<b>0.00</b>	<b>0.00</b>	<b>0.00</b>	<b>380,892,903.00</b>	<b>129,119,258.16</b>	<b>162,667,789.35</b>	<b>0.00</b>	<b>0.00</b>	<b>0.00</b>	<b>291,787,047.51</b>	<b>100,410,267.72</b>	<b>191,360,547.07</b>	<b>0.00</b>	<b>0.00</b>	<b>291,770,804.79</b>	<b>0.00</b>	<b>89,105,855.49</b>	<b>16,242.72</b>	<b>0.00</b>						
Miscellaneous Personnel Benefits Fund		0.00	124,960,247.00	124,960,247.00	124,960,247.00	0.00	0.00	0.00	124,960,247.00	0.00	34,751,274.22	0.00	0.00	0.00	34,751,274.22	0.00	34,751,274.22	0.00	0.00	34,736,031.50	0.00	90,206,972.78	16,242.72	0.00						
PS		0.00	124,960,247.00	124,960,247.00	124,960,247.00	0.00	0.00	0.00	124,960,247.00	0.00	34,751,274.22	0.00	0.00	0.00	34,751,274.22	0.00	34,751,274.22	0.00	0.00	34,736,031.50	0.00	90,206,972.78	16,242.72	0.00						
Pension and Gratuity Fund		0.00	255,932,656.00	255,932,656.00	255,932,656.00	0.00	0.00	0.00	255,932,656.00	129,119,258.16	127,916,515.13	0.00	0.00	0.00	257,035,773.29	100,410,267.72	156,625,515.57	0.00	0.00	257,035,773.29	0.00	(1,103,117.29)	0.00	0.00						
PS		0.00	255,932,656.00	255,932,656.00	255,932,656.00	0.00	0.00	0.00	255,932,656.00	129,119,258.16	127,916,515.13	0.00	0.00	0.00</																

Department : Department of Labor and Employment (DOLE)  
 Agency/Entity : National Labor Relations Commission  
 Operating Unit : Central Office  
 Organization Code (UACS) : 16 004 0100000  
 Fund Cluster : 01 - Regular Agency Fund  
 (e.g. UACS Fund Cluster: 01-Regular Agency Fund, 02-Foreign Assisted Projects Fund, 03-Special Account-Locally Funded/Domestic Grants Fund, and 04-Special Account-Foreign Assisted/Foreign Grants Fund)

X Current Year Appropriations  
 Supplemental Appropriations  
 Continuing Appropriations

Particulars	UACS CODE	Appropriations		Allotments						Current Year Obligations					Current Year Disbursements				Balances				
		Authorized Appropriations	(Transfer To/From, Modifications/ Augmentations)	Adjusted Appropriations	Allotments Received	Adjustments (Reductions, Modifications/ Augmentations)	Transfer To	Transfer From	Adjusted Allotments	1st Quarter Ending March 31	2nd Quarter Ending June 30	3rd Quarter Ending September 30	4th Quarter Ending December 31	Total	1st Quarter Ending March 31	2nd Quarter Ending June 30	3rd Quarter Ending September 30	4th Quarter Ending December 31	Total	Unreleased Appropriations	Unobligated Allotments	Unpaid Obligations (15-20)-(23+24)	
		3	4	5	6	7	8	9	10=(6+7)-8+9	11	12	13	14	15=(11+12+13+14)	16	17	18	19	20=(16+17+18+19)	21	22	23	24
<b>GRAND TOTAL</b>		1,567,168,000.00	387,585,903.00	1,954,753,903.00	1,573,959,000.00	380,892,903.00	0.00	0.00	1,954,753,903.00	632,337,861.77	638,067,479.83	0.00	0.00	1,170,405,341.60	500,766,490.80	662,154,186.42	0.00	0.00	1,162,620,677.22	0.00	784,346,561.40	7,484,664.38	0.00
PS		1,228,029,000.00	387,585,903.00	1,615,614,903.00	1,234,722,000.00	380,892,903.00	0.00	0.00	1,615,614,903.00	460,790,154.07	574,335,468.13	0.00	0.00	1,035,125,642.20	431,405,810.05	602,530,996.81	0.00	0.00	1,033,936,806.86	0.00	580,489,260.80	1,188,835.34	0.00
MOOE		294,535,000.00	0.00	294,535,000.00	294,535,000.00	0.00	0.00	0.00	294,535,000.00	62,562,022.74	62,219,084.33	0.00	0.00	124,781,107.07	60,374,965.78	58,110,282.24	0.00	0.00	118,485,278.03	0.00	169,753,892.93	6,296,829.04	0.00
FINEX		0.00	0.00	0.00	0.00	0.00	0.00	0.00	0.00	0.00	0.00	0.00	0.00	0.00	0.00	0.00	0.00	0.00	0.00	0.00	0.00	0.00	0.00
CO		44,602,000.00	0.00	44,602,000.00	44,602,000.00	0.00	0.00	0.00	44,602,000.00	8,985,684.96	1,512,907.37	0.00	0.00	10,498,592.33	8,985,684.96	1512,907.37	0.00	0.00	10,498,592.33	0.00	34,103,407.67	0.00	0.00
<b>Recapitulation by OO:</b>																							
LABOR ARBITRATION PROGRAM		1,167,923,000.00	0.00	1,167,923,000.00	1,167,923,000.00	0.00	0.00	0.00	1,167,923,000.00	309,074,205.55	387,995,998.52	0.00	0.00	697,070,204.07	308,066,059.75	387,939,478.02	0.00	0.00	696,005,537.77	0.00	470,852,795.99	1,064,066.30	0.00
EXECUTION PROGRAM		36,973,000.00	0.00	36,973,000.00	36,973,000.00	0.00	0.00	0.00	36,973,000.00	11,966,480.34	9,627,292.25	0.00	0.00	21,613,772.59	11,986,480.34	9,627,292.25	0.00	0.00	21,613,772.59	0.00	15,399,227.41	0.00	0.00

Certified Correct:

*DAISEE A. TISMO*  
 DAISEE A. TISMO  
 LAA/ Acting Exec. Clerk of Court IV

Recommending Approval:

*ELVIRA M. CRUZ*  
 ELVIRA M. CRUZ  
 Director II, Management and Admin. Dept.

Approved (By authority of the Chairperson):

*MONA LISA M. VARGAS*  
 MONA LISA M. VARGAS  
 LA /Acting Exec. Clerk of Court IV

STATEMENT OF APPROPRIATIONS, ALLOTMENTS, OBLIGATIONS, DISBURSEMENTS AND BALANCES  
As at the Quarter Ending June 30, 2025

Department : Department of Labor and Employment (DOLE)  
Agency/Entity : National Labor Relations Commission  
Operating Unit : Central Office  
Organization Code (UACS) : 16 004 0100000  
Fund Cluster : 01 - Regular Agency Fund

	Current Year Appropriations
	Supplemental Appropriations
X	Continuing Appropriations

(e.g. UACS Fund Cluster: 01-Regular Agency Fund, 02-Foreign Assisted Projects Fund, 03-Special Account-Locally Funded/Domestic Grants Fund, and 04-Special Account-Foreign Assisted/Foreign Grants Fund)

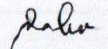
Particulars	UACS CODE	Appropriations Authorized Appropriations	Allotments					Current Year Obligations			Current Year Disbursements			Balances		
			Allotments		Adjustments (Reductions, Modifications/ Augmentations)	Adjusted Allotments	1st Quarter Ending March 31	2nd Quarter Ending June 30	Total	1st Quarter Ending March 31	2nd Quarter Ending June 30	Total	Unused Funds	Unpaid Obligations (16-21)=(24+25)		
			SARO	Unobligated										Unobligated Allotments	Due and Demandable	Not Yet Due and Demandable
1	2	3	6	7	8	11=[(6+7+(-)8)+10]	12	13	16=(12+13+14+15)	17	18	21=(17+18+19+20)	23=(11-16)	24	25	
Unobligated Allotment		0.00	0.00	147,285.40	0.00	147,285.40	0.00	67,092.63	67,092.63	0.00	67,092.63	67,092.63	80,192.77	0.00	0.00	
<b>I. Agency Specific Budget</b>		0.00	0.00	147,285.40	0.00	67,092.63	0.00	67,092.63	67,092.63	0.00	67,092.63	67,092.63	80,192.77	0.00	0.00	
General Administration and Support	1000000000000000	0.00	0.00	67,092.63	0.00	67,092.63	0.00	67,092.63	67,092.63	0.00	67,092.63	67,092.63	79,622.00	0.00	0.00	
General Management and Supervision	100000100001000	0.00	0.00	67,092.63	0.00	67,092.63	0.00	67,092.63	67,092.63	0.00	67,092.63	67,092.63	79,622.00	0.00	0.00	
CO		0.00	0.00	67,092.63	0.00	67,092.63	0.00	67,092.63	67,092.63	0.00	67,092.63	67,092.63	79,622.00	0.00	0.00	
Sub-Total, General Administration and Support		0.00	0.00	67,092.63	0.00	67,092.63	0.00	67,092.63	67,092.63	0.00	67,092.63	67,092.63	79,622.00	0.00	0.00	
PS		0.00	0.00	0.00	0.00	0.00	0.00	0.00	0.00	0.00	0.00	0.00	0.00	0.00	0.00	
MOOE		0.00	0.00	0.00	0.00	0.00	0.00	0.00	0.00	0.00	0.00	0.00	0.00	0.00	0.00	
FinEx (if Applicable)		0.00	0.00	0.00	0.00	0.00	0.00	0.00	0.00	0.00	0.00	0.00	0.00	0.00	0.00	
CO		0.00	0.00	67,092.63	0.00	67,092.63	0.00	67,092.63	67,092.63	0.00	67,092.63	67,092.63	0.00	0.00	0.00	
Operations	3000000000000000	0.00	0.00	80,192.77	0.00	80,192.77	0.00	0.00	0.00	0.00	0.00	0.00	80,192.77	0.00	0.00	
OO : Due process in resolving labor disputes ensured		0.00	0.00	80,192.77	0.00	80,192.77	0.00	0.00	0.00	0.00	0.00	0.00	80,192.77	0.00	0.00	
LABOR ARBITRATION PROGRAM		0.00	0.00	80,192.77	0.00	80,192.77	0.00	0.00	0.00	0.00	0.00	0.00	80,192.77	0.00	0.00	
Resolution of Appealed Cases	310100100001000	0.00	0.00	79,622.00	0.00	79,622.00	0.00	0.00	0.00	0.00	0.00	0.00	79,622.00	0.00	0.00	
CO		0.00	0.00	79,622.00	0.00	79,622.00	0.00	0.00	0.00	0.00	0.00	0.00	79,622.00	0.00	0.00	
Arbitration of Labor Cases	310100100002000	0.00	0.00	570.77	0.00	570.77	0.00	0.00	0.00	0.00	0.00	0.00	570.77	0.00	0.00	
MOOE		0.00	0.00	570.77	0.00	570.77	0.00	0.00	0.00	0.00	0.00	0.00	570.77	0.00	0.00	
Sub-Total, Operations		0.00	0.00	570.77	0.00	570.77	0.00	0.00	0.00	0.00	0.00	0.00	570.77	0.00	0.00	
PS		0.00	0.00	0.00	0.00	0.00	0.00	0.00	0.00	0.00	0.00	0.00	0.00	0.00	0.00	
MOOE		0.00	0.00	570.77	0.00	570.77	0.00	0.00	0.00	0.00	0.00	0.00	570.77	0.00	0.00	
FinEx (if Applicable)		0.00	0.00	0.00	0.00	0.00	0.00	0.00	0.00	0.00	0.00	0.00	0.00	0.00	0.00	
CO		0.00	0.00	0.00	0.00	0.00	0.00	0.00	0.00	0.00	0.00	0.00	0.00	0.00	0.00	
<b>Sub-Total, I. Agency Specific Budget</b>		0.00	0.00	147,285.40	0.00	147,285.40	0.00	67,092.63	67,092.63	0.00	67,092.63	67,092.63	80,192.77	0.00	0.00	
PS		0.00	0.00	0.00	0.00	0.00	0.00	0.00	0.00	0.00	0.00	0.00	0.00	0.00	0.00	
MOOE		0.00	0.00	570.77	0.00	570.77	0.00	0.00	0.00	0.00	0.00	0.00	570.77	0.00	0.00	
FinEx (if Applicable)		0.00	0.00	0.00	0.00	0.00	0.00	0.00	0.00	0.00	0.00	0.00	0.00	0.00	0.00	
CO		0.00	0.00	146,714.63	0.00	146,714.63	0.00	67,092.63	67,092.63	0.00	67,092.63	67,092.63	79,622.00	0.00	0.00	

Department : Department of Labor and Employment (DOLE)  
 Agency/Entity : National Labor Relations Commission  
 Operating Unit : Central Office  
 Organization Code (UACS) : 16 004 0100000  
 Fund Cluster : 01 - Regular Agency Fund  
 (e.g. UACS Fund Cluster: 01-Regular Agency Fund, 02-Foreign Assisted Projects Fund, 03-Special Account-Locally Funded/Domestic Grants Fund, and 04-Special Account-Foreign Assisted/Foreign Grants Fund)


Current Year Appropriations  
 Supplemental Appropriations  
 X Continuing Appropriations

Particulars	UACS CODE	Appropriations Authorized Appropriations	Allotments		Adjustments (Reductions, Modifications/ Augmentations)	Adjusted Allotments  11=[(6+7+(-8))-9+10]	Current Year Obligations			Current Year Disbursements			Balances		
			SARO	Unobligated			1st Quarter Ending March 31	2nd Quarter Ending June 30	Total	1st Quarter Ending March 31	2nd Quarter Ending June 30	Total	Unused Funds Unobligated Allotments 23=(11-16)	Unpaid Obligations (16-21)=(24+25)	
														16=(12+13+14+15)	17
1	2	3	6	7	8	12	13	16=(12+13+14+15)	17	18	21=(17+18+19+20)	23=(11-16)	24	25	
GRAND TOTAL		0.00	0.00	147,285.40	0.00	147,285.40	0.00	67,092.63	67,092.63	0.00	67,092.63	67,092.63	80,192.77	0.00	0.00
PS		0.00	0.00	0.00	0.00	0.00	0.00	0.00	0.00	0.00	0.00	0.00	0.00	0.00	0.00
MOOE		0.00	0.00	570.77	0.00	570.77	0.00	0.00	0.00	0.00	0.00	0.00	570.77	0.00	0.00
FinEx (if Applicable)		0.00	0.00	0.00	0.00	0.00	0.00	0.00	0.00	0.00	0.00	0.00	0.00	0.00	0.00
CO		0.00	0.00	146,714.63	0.00	146,714.63	0.00	67,092.63	67,092.63	0.00	67,092.63	67,092.63	79,622.00	0.00	0.00
Recapitulation by OO:															
Unobligated Allotment		0.00	0.00	80,192.77	0.00	80,192.77	0.00	0.00	0.00	0.00	0.00	0.00	80,192.77	0.00	0.00
LABOR ARBITRATION PROGRAM		0.00	0.00	80,192.77	0.00	80,192.77	0.00	0.00	0.00	0.00	0.00	0.00	80,192.77	0.00	0.00


Certified Correct:

  
 MARIA DAISEE A. TISMO  
 LAA/ Acting Budget Officer

Recommending Approval By:

  
 ELVIR F. CRUZ  
 Director II, Mgmt. and Admin Dept.

Approved (By authority of the Chairperson):

  
 MONA LISA M. VARGAS  
 Labor Arbiter/ Acting Exec. Clerk of Court IV