

MONTHLY REPORT OF DISBURSEMENTS
For the month of July 2020

Department: Department of Labor and Employment (DOLE)
 Agency: National Labor Relations Commission
 Operating Unit: Central Office
 Organization Code: 16 004 0100000
 Fund Cluster: 01 Regular Agency Fund


Particulars	Current Year Budget					Prior Year's Budget											Trust Liabilities				Grand Total					Remarks		
	PS	MOOE	FinEx	CO	TOTAL	Prior Year's Accounts Payable					Current Year's Accounts Payable						SUB-TOTAL	PS	MO	OE	CO	TOTAL	PS	MOOE	FinEx		CO	TOTAL
						PS	MOOE	FinEx	CO	Sub-Total	PS	MO	OE	FinEx	CO	Sub-Total												
1	2	3	4	5	6=(2+3+4+5)	7	8	9	10	11=(7+8+9+10)	12	13	14	15	16	17=(11+16)	18=(6+17)	19	20	21	22=(19+20+21)	23	24	25	26	27=(23+24+25+26)	28	
CASH DISBURSEMENTS	38,582,172.90	8,739,636.02	-	335,880.05	47,657,688.97	-	-	-	-	-	-	-	-	-	-	-	47,657,688.97	-	-	-	-	38,582,172.90	8,739,636.02	-	335,880.05	47,657,688.97		
Notice of Cash Allocation (NCA)	38,582,172.90	8,739,636.02	-	335,880.05	47,657,688.97	-	-	-	-	-	-	-	-	-	-	-	47,657,688.97	-	-	-	-	38,582,172.90	8,739,636.02	-	335,880.05	47,657,688.97		
MDS Checks Issued	6,847,465.85	1,522,871.90	-	335,880.05	8,706,217.80	-	-	-	-	-	-	-	-	-	-	-	8,706,217.80	-	-	-	-	6,847,465.85	1,522,871.90	-	335,880.05	8,706,217.80		
Advice to Debit Account	31,734,707.05	7,216,764.12	-	-	38,951,471.17	-	-	-	-	-	-	-	-	-	-	-	38,951,471.17	-	-	-	-	31,734,707.05	7,216,764.12	-	-	38,951,471.17		
Notice of Transfer Allocations (NTA)	-	-	-	-	-	-	-	-	-	-	-	-	-	-	-	-	-	-	-	-	-	-	-	-	-	-	-	
TOTAL CASH DISBURSEMENTS	38,582,172.90	8,739,636.02	-	335,880.05	47,657,688.97	-	-	-	-	-	-	-	-	-	-	-	47,657,688.97	-	-	-	-	38,582,172.90	8,739,636.02	-	335,880.05	47,657,688.97		
NON-CASH DISBURSEMENTS	14,313,281.24	484,493.87	-	9,168.75	14,806,943.86	-	-	-	-	-	-	-	-	-	-	-	14,806,943.86	-	-	-	-	14,313,281.24	484,493.87	-	9,168.75	14,806,943.86		
Tax Remittance Advices Issued (TRA)	14,313,281.24	484,493.87	-	9,168.75	14,806,943.86	-	-	-	-	-	-	-	-	-	-	-	14,806,943.86	-	-	-	-	14,313,281.24	484,493.87	-	9,168.75	14,806,943.86		
TOTAL NON-CASH DISBURSEMENTS	14,313,281.24	484,493.87	-	9,168.75	14,806,943.86	-	-	-	-	-	-	-	-	-	-	-	14,806,943.86	-	-	-	-	14,313,281.24	484,493.87	-	9,168.75	14,806,943.86		
GRAND TOTAL	52,895,454.14	9,224,129.89	-	345,048.80	62,464,632.83	-	-	-	-	-	-	-	-	-	-	-	62,464,632.83	-	-	-	-	52,895,454.14	9,224,129.89	-	345,048.80	62,464,632.83		

SUMMARY


Particulars (1)	Previous Report (2)	This Month (3)	As at Date (4)
Total Disbursement Authorities Received	884,754,982.53	324,640,362.86	1,209,395,345.39
NCA	797,902,408.00	309,833,419.00	1,107,735,827.00
NTA	-	-	-
Working Fund	-	-	-
TRA	86,852,574.53	14,806,943.86	101,659,518.39
CDC	-	-	-
NCAA	-	-	-
Less: Notice of Transfer of Allocations (NTA)* issued	-	-	-
Total Disbursement Authorities Available	884,754,982.53	324,640,362.86	1,209,395,345.39
Less:	-	-	-
Lapsed NCA	68,530,299.37	-	68,530,299.37
Disbursements	816,224,683.16	62,464,632.83	878,689,315.99
Less: Other Non-Cash Disbursements	-	-	-
Balance of Disbursement Authorities as at date	-	262,175,730.03	262,175,730.03
Total Disbursements Program	884,754,982.53	324,640,362.86	1,209,395,345.39
Less: *Actual Disbursements	816,224,683.16	62,464,632.83	878,689,315.99
(Over)/Under spending	68,530,299.37	262,175,730.03	330,706,029.40

Notes: * The use of NTA is discouraged
 Notes: ** Amounts should tally with the grand total disbursement (column 27).


Certified Correct:


 HAROLD MANSUJETO CARBO
 Accountant IV
 Date 15 August 2020

Recommending Approval:


 ELVIRA FABILA CRUZ
 Director II
 Date 15 August 2020

Approved by Authority of the Chairman:


 ELENITA F. CRUZ
 LA / Acting Executive Clerk of Court
 Date 15 August 2020

MONTHLY REPORT OF DISBURSEMENTS
For the month of August 2020

Department: Department of Labor and Employment (DOLE)
 Agency: National Labor Relations Commission
 Operating Unit: Central Office
 Organization Code: 16 004 0100000
 Fund Cluster: 01 Regular Agency Fund


Particulars	Current Year Budget					Prior Year's Budget											Trust Liabilities				Grand Total					Remarks		
	PS	MOOE	FinEx	CO	TOTAL	Prior Year's Accounts Payable					Current Year's Accounts Payable						SUB-TOTAL	PS	MO	OE	CO	TOTAL	PS	MOOE	FinEx		CO	TOTAL
						PS	MOOE	FinEx	CO	Sub-Total	PS	MO	OE	Ex	CO	Sub-Total												
1	2	3	4	5	6=(2+3+4+5)	7	8	9	10	11=(7+8+9+10)	12	13	14	15	16	17=(11+16)	18=(6+17)	19	20	21	22=(19+20+21)	23	24	25	26	27=(23+24+25+26)	28	
CASH DISBURSEMENTS	87,147,510.58	11,558,223.51	-	1,154,068.85	99,859,802.94	-	-	-	-	-	-	-	-	-	-	-	99,859,802.94	-	-	-	-	87,147,510.58	11,558,223.51	-	1,154,068.85	99,859,802.94		
Notice of Cash Allocation (NCA)	87,147,510.58	11,558,223.51	-	1,154,068.85	99,859,802.94	-	-	-	-	-	-	-	-	-	-	-	99,859,802.94	-	-	-	-	87,147,510.58	11,558,223.51	-	1,154,068.85	99,859,802.94		
MDS Checks Issued	42,130,457.54	2,225,495.22	-	1,154,068.85	45,510,021.61	-	-	-	-	-	-	-	-	-	-	-	45,510,021.61	-	-	-	-	42,130,457.54	2,225,495.22	-	1,154,068.85	45,510,021.61		
Advice to Debit Account	45,017,053.04	9,332,728.29	-	-	54,349,781.33	-	-	-	-	-	-	-	-	-	-	-	54,349,781.33	-	-	-	-	45,017,053.04	9,332,728.29	-	-	54,349,781.33		
Notice of Transfer Allocations (NTA)	-	-	-	-	-	-	-	-	-	-	-	-	-	-	-	-	-	-	-	-	-	-	-	-	-	-	-	
TOTAL CASH DISBURSEMENTS	87,147,510.58	11,558,223.51	-	1,154,068.85	99,859,802.94	-	-	-	-	-	-	-	-	-	-	-	99,859,802.94	-	-	-	-	87,147,510.58	11,558,223.51	-	1,154,068.85	99,859,802.94		
NON-CASH DISBURSEMENTS	14,423,038.82	805,874.01	-	9,168.75	15,238,081.58	-	-	-	-	-	-	-	-	-	-	-	15,238,081.58	-	-	-	-	14,423,038.82	805,874.01	-	9,168.75	15,238,081.58		
Tax Remittance Advices Issued (TRA)	14,423,038.82	805,874.01	-	9,168.75	15,238,081.58	-	-	-	-	-	-	-	-	-	-	-	15,238,081.58	-	-	-	-	14,423,038.82	805,874.01	-	9,168.75	15,238,081.58		
TOTAL NON-CASH DISBURSEMENTS	14,423,038.82	805,874.01	-	9,168.75	15,238,081.58	-	-	-	-	-	-	-	-	-	-	-	15,238,081.58	-	-	-	-	14,423,038.82	805,874.01	-	9,168.75	15,238,081.58		
GRAND TOTAL	101,570,549.40	12,364,097.52	-	1,163,237.60	115,097,884.52	-	-	-	-	-	-	-	-	-	-	-	115,097,884.52	-	-	-	-	101,570,549.40	12,364,097.52	-	1,163,237.60	115,097,884.52		

SUMMARY


Particulars	Previous Report	This Month	As at Date
(1)	(2)	(3)	(4)
Total Disbursement Authorities Received	1,209,395,345.39	15,238,081.58	1,224,633,426.97
NCA	1,107,735,827.00	-	1,107,735,827.00
NTA	-	-	-
Working Fund	-	-	-
TRA	101,659,518.39	15,238,081.58	116,897,599.97
CDC	-	-	-
NCAA	-	-	-
Less: Notice of Transfer of Allocations (NTA)* issued	-	-	-
Total Disbursement Authorities Available	1,209,395,345.39	15,238,081.58	1,224,633,426.97
Less:	-	-	-
Lapsed NCA	80,943,926.28	-	80,943,926.28
Disbursements	866,275,689.08	115,097,884.52	981,373,573.60
Less: Other Non-Cash Disbursements	-	-	-
Balance of Disbursement Authorities as at date	262,175,730.03	(99,859,802.94)	162,315,927.09
Total Disbursements Program	1,209,395,345.39	15,238,081.58	1,224,633,426.97
Less: *Actual Disbursements	866,275,689.08	115,097,884.52	981,373,573.60
(Over)/Under spending	343,119,656.31	(99,859,802.94)	243,259,853.37

Notes: * The use of NTA is discouraged
 Notes: ** Amounts should tally with the grand total disbursement (column 27).


Certified Correct:


 HAROLD MANSUJETO CARBO
 Accountant IV
 Date 15 September 2020

Recommending Approval:


 ELVIRA FABILA CRUZ
 Director II
 Date 15 September 2020

Approved by Authority of the Chairman:


 ELENITA FABILA CRUZ
 LA / Acting Executive Clerk of Court
 Date 15 September 2020

MONTHLY REPORT OF DISBURSEMENTS
For the month of September 2020

Department: Department of Labor and Employment (DOLE)
 Agency: National Labor Relations Commission
 Operating Unit: Central Office
 Organization Code: 16 004 0100000
 Fund Cluster: 01 Regular Agency Fund


Particulars	Current Year Budget					Prior Year's Budget										Trust Liabilities				Grand Total					Remarks			
	PS	MOOE	FinEx	CO	TOTAL	Prior Year's Accounts Payable					Current Year's Accounts Payable					SUB-TOTAL	PS	MO	OE	CO	TOT AL	PS	MOOE	FinEx		CO	TOTAL	
						PS	MOOE	FinEx	CO	Sub-Total	PS	MOOE	FinEx	CO	Sub-Total													PS
1	2	3	4	5	6=(2+3+4+5)	7	8	9	10	11=(7+8+9+10)	12	13	14	15	16	17=(11+16)	18=(6+17)	19	20	21	22-11	23	24	25	26	27=(23+24+25+26)	28	
CASH DISBURSEMENTS	127,944,390.77	18,477,926.34	-	-	146,422,317.11	-	-	-	-	-	-	-	-	-	-	-	146,422,317.11	-	-	-	-	127,944,390.77	18,477,926.34	-	-	146,422,317.11		
Notice of Cash Allocation (NCA)	127,944,390.77	18,477,926.34	-	-	146,422,317.11	-	-	-	-	-	-	-	-	-	-	-	146,422,317.11	-	-	-	-	127,944,390.77	18,477,926.34	-	-	146,422,317.11		
MDS Checks Issued	74,290,621.43	3,846,034.42	-	-	78,136,655.85	-	-	-	-	-	-	-	-	-	-	-	78,136,655.85	-	-	-	-	74,290,621.43	3,846,034.42	-	-	78,136,655.85		
Advice to Debit Account	53,653,769.34	14,631,891.92	-	-	68,285,661.26	-	-	-	-	-	-	-	-	-	-	-	68,285,661.26	-	-	-	-	53,653,769.34	14,631,891.92	-	-	68,285,661.26		
Notice of Transfer Allocations (NTA)	-	-	-	-	-	-	-	-	-	-	-	-	-	-	-	-	-	-	-	-	-	-	-	-	-	-	-	
TOTAL CASH DISBURSEMENTS	127,944,390.77	18,477,926.34	-	-	146,422,317.11	-	-	-	-	-	-	-	-	-	-	-	146,422,317.11	-	-	-	-	127,944,390.77	18,477,926.34	-	-	146,422,317.11		
NON-CASH DISBURSEMENTS	14,261,528.80	805,341.46	-	-	15,066,870.26	-	-	-	-	-	-	-	-	-	-	-	15,066,870.26	-	-	-	-	14,261,528.80	805,341.46	-	-	15,066,870.26		
Tax Remittance Advices Issued (TRA)	14,261,528.80	805,341.46	-	-	15,066,870.26	-	-	-	-	-	-	-	-	-	-	-	15,066,870.26	-	-	-	-	14,261,528.80	805,341.46	-	-	15,066,870.26		
TOTAL NON-CASH DISBURSEMENTS	14,261,528.80	805,341.46	-	-	15,066,870.26	-	-	-	-	-	-	-	-	-	-	-	15,066,870.26	-	-	-	-	14,261,528.80	805,341.46	-	-	15,066,870.26		
GRAND TOTAL	142,205,919.57	19,283,267.80	-	-	161,489,187.37	-	-	-	-	-	-	-	-	-	-	-	161,489,187.37	-	-	-	-	142,205,919.57	19,283,267.80	-	-	161,489,187.37		

SUMMARY


Particulars (1)	Previous Report (2)	This Month (3)	As at Date (4)
Total Disbursement Authorities Received	1,224,633,426.97	15,810,375.26	1,240,443,802.23
NCA	1,107,735,827.00	743,505.00	1,108,479,332.00
NTA	-	-	-
Working Fund	-	-	-
TRA	116,897,599.97	15,066,870.26	131,964,470.23
CDC	-	-	-
NCAA	-	-	-
Less: Notice of Transfer of Allocations (NTA)* issued	-	-	-
Total Disbursement Authorities Available	1,224,633,426.97	15,810,375.26	1,240,443,802.23
Less:	-	-	-
Lapsed NCA	80,943,926.28	16,637,114.98	97,581,041.26
Disbursements	981,373,573.60	161,489,187.37	1,142,862,760.97
Less: Other Non-Cash Disbursements	-	-	-
Balance of Disbursement Authorities as at date	162,315,927.09	(162,315,927.09)	-
Total Disbursements Program	1,224,633,426.97	15,810,375.26	1,240,443,802.23
Less: *Actual Disbursements	981,373,573.60	161,489,187.37	1,142,862,760.97
(Over)/Under spending	243,259,853.37	(145,678,812.11)	97,581,041.26

Notes: * The use of NTA is discouraged
 Notes: ** Amounts should tally with the grand total disbursement (column 27).


Certified Correct:


 HAROLD MANSUJETO CARBO
 Accountant IV
 Date 15 October 2020

Recommending Approval:


 ELVIR FABILA CRUZ
 Director II
 Date 15 October 2020

Approved by Authority of the Chairman:


 ELVIR FABILA CRUZ
 LA / Acting Executive Clerk of Court
 Date 15 October 2020