

MONTHLY REPORT OF DISBURSEMENTS
For the month of September 2021

Department: Department of Labor and Employment (DOLE)
 Agency: National Labor Relations Commission
 Operating Unit: Central Office
 Organization Code: 16 004 0100000
 Fund Cluster: 01 Regular Agency Fund


| Particulars | Current Year Budget | | | | | Prior Year's Budget | | | | | Current Year's Accounts Payable | | | | | Current Year's Accounts Payable | | | | | Trust Liabilities | | | | | Grand Total | | | | | Remarks | | | | | |
|--------------------------------------|---------------------|---------------|---------------|----|----------------|---------------------|------|-------|----|-------|---------------------------------|------|-------|----|-------|---------------------------------|---------------|-------|----|-------|-------------------|------|------------|-----------|-------|-------------|----|---------------|----|----|---------|----|------------------|----------------|----------------|--|
| | PS | MOOE | FinEx | CO | TOTAL | PS | MOOE | FinEx | CO | TOTAL | PS | MOOE | FinEx | CO | TOTAL | PS | MOOE | FinEx | CO | TOTAL | PS | MOOE | FinEx | CO | TOTAL | | | | | | | | | | | |
| 1 | | | | | 6=(2+3+4+5) | 7 | | | | | 8 | | | | 9 | 10 | 11=(7+8+9+10) | 12 | 13 | 14 | 15 | 16 | 17=(11+16) | 18=(6+17) | 19 | 20 | 21 | 22=(19+20+21) | 23 | 24 | 25 | 26 | 27=(23+24+25+26) | 28 | | |
| CASH DISBURSEMENTS | 199,871,382.68 | 20,000,336.44 | 20,000,336.44 | | 209,871,719.12 | | | | | | | | | | | | | | | | | | | | | | | | | | | | | | 209,871,719.12 | |
| Notice of Cash Allocation (NCA) | 199,871,382.68 | 20,000,336.44 | 20,000,336.44 | | 209,871,719.12 | | | | | | | | | | | | | | | | | | | | | | | | | | | | | | 209,871,719.12 | |
| MDS Checks Issued | 103,041,455.05 | 4,182,612.88 | 4,182,612.88 | | 107,224,067.93 | | | | | | | | | | | | | | | | | | | | | | | | | | | | | | 107,224,067.93 | |
| Advice to Debit Account | 86,829,927.63 | 15,817,723.56 | 15,817,723.56 | | 102,647,651.19 | | | | | | | | | | | | | | | | | | | | | | | | | | | | | | 102,647,651.19 | |
| Notice of Transfer Allocations (NTA) | | | | | | | | | | | | | | | | | | | | | | | | | | | | | | | | | | | | |
| TOTAL CASH DISBURSEMENTS | 199,871,382.68 | 20,000,336.44 | 20,000,336.44 | | 209,871,719.12 | | | | | | | | | | | | | | | | | | | | | | | | | | | | | | 209,871,719.12 | |
| NON-CASH DISBURSEMENTS | 14,637,490.64 | 1,445,330.97 | 1,445,330.97 | | 16,082,821.61 | | | | | | | | | | | | | | | | | | | | | | | | | | | | | | 16,082,821.61 | |
| Tax Remittance Advices Issued (TRA) | 14,637,490.64 | 1,445,330.97 | 1,445,330.97 | | 16,082,821.61 | | | | | | | | | | | | | | | | | | | | | | | | | | | | | | 16,082,821.61 | |
| TOTAL NON-CASH DISBURSEMENTS | 14,637,490.64 | 1,445,330.97 | 1,445,330.97 | | 16,082,821.61 | | | | | | | | | | | | | | | | | | | | | | | | | | | | | | 16,082,821.61 | |
| GRAND TOTAL | 204,508,873.32 | 21,445,667.41 | 21,445,667.41 | | 225,954,540.73 | | | | | | | | | | | | | | | | | | | | | | | | | | | | | 225,954,540.73 | | |

SUMMARY


| Particulars | Previous Report | This Month | As at Date |
|--|------------------|-----------------|------------------|
| Total Disbursement Authorities Received | 1,114,696,495.25 | 200,706,451.61 | 1,315,402,946.86 |
| NCA | 995,017,212.00 | 184,623,630.00 | 1,179,640,842.00 |
| NTA | | | |
| Working Fund | 119,679,283.25 | 16,082,821.61 | 135,762,104.86 |
| TRR | | | |
| CDG | | | |
| NCA | | | |
| Less: Notice of Transfer of Allocations (NTA) Issued | | | |
| Total Disbursement Authorities Available | 1,114,696,495.25 | 200,706,451.61 | 1,315,402,946.86 |
| Less: | | | |
| Lapsed NCA | 13,288,954.66 | 8,572,064.90 | 21,861,019.56 |
| Disbursements | 1,097,587,386.57 | 225,954,540.73 | 1,293,541,927.30 |
| Balance of Disbursement Authorities as at date | 33,820,154.02 | (33,820,154.02) | (0.00) |
| Less: Other Non-Cash Disbursements | | | |
| Total Disbursements Program | 1,114,696,495.25 | 200,706,451.61 | 1,315,402,946.86 |
| Less: Actual Disbursements | 1,097,587,386.57 | 225,954,540.73 | 1,293,541,927.30 |
| (Over)/Under Spending | 47,109,108.68 | (25,244,069.12) | 21,861,019.56 |

Notes: * The use of NTA is discouraged
 Notes: ** Amounts should tally with the grand total disbursement (column 27)


Certified Correct:


 HAROLD MANSUETO CARBO
 Chief Administrative Officer
 Date: 08 October 2021

Recommending Approval:


 ELVIRA FABILA CRUZ
 Director II
 Date: 08 October 2021

Approved by Authority of the Chairman:


 ELENITA F. CRUZ
 LA / Acting Executive Clerk of Court
 Date: 08 October 2021

