


**MONTHLY REPORT OF DISBURSEMENTS**  
For the month of February 2026


Department: Department of Labor and Employment (DOLE)  
 Agency: National Labor Relations Commission  
 Operating Unit: Central Office  
 Organization Code: 16 004 0100000  
 Fund Cluster: 01 Regular Agency Fund


Particulars	Current Year Budget					Prior Year's Accounts Payable					Current Year's Accounts Payable					Trust Liabilities					Grand Total					Remarks		
	PS	MOOE	FINEX	CO	TOTAL	PS	MOOE	FINEX	CO	TOTAL	PS	MOOE	FINEX	CO	TOTAL	PS	MOOE	FINEX	CO	TOTAL	PS	MOOE	FINEX	CO	TOTAL			
CASH DISBURSEMENTS	128,520,908.59	24,731,639.10	-	-	153,252,547.69	179,064.26	179,064.26	-	-	179,064.26	179,064.26	179,064.26	-	-	179,064.26	179,064.26	-	-	-	-	179,064.26	179,064.26	-	-	-	-	179,064.26	-
Notice of Cash Allocation (NCA)	128,520,908.59	24,731,639.10	-	-	153,252,547.69	179,064.26	179,064.26	-	-	179,064.26	179,064.26	179,064.26	-	-	179,064.26	179,064.26	-	-	-	-	179,064.26	179,064.26	-	-	-	-	179,064.26	-
MOS Checks Issued	76,009,874.25	6,194,332.17	-	-	82,204,206.42	149,796.86	149,796.86	-	-	149,796.86	149,796.86	149,796.86	-	-	149,796.86	149,796.86	-	-	-	-	149,796.86	149,796.86	-	-	-	-	149,796.86	-
Advice to Debit Account	52,511,034.34	18,537,306.93	-	-	71,048,341.27	29,267.40	29,267.40	-	-	29,267.40	29,267.40	29,267.40	-	-	29,267.40	29,267.40	-	-	-	-	29,267.40	29,267.40	-	-	-	-	29,267.40	-
Notice of Transfer/Allocations (NTA)	-	-	-	-	-	-	-	-	-	-	-	-	-	-	-	-	-	-	-	-	-	-	-	-	-	-	-	-
TOTAL CASH DISBURSEMENTS	128,520,908.59	24,731,639.10	-	-	153,252,547.69	179,064.26	179,064.26	-	-	179,064.26	179,064.26	179,064.26	-	-	179,064.26	179,064.26	-	-	-	-	179,064.26	179,064.26	-	-	-	-	179,064.26	-
NON-CASH DISBURSEMENTS	13,740,150.72	1,053,893.32	-	-	14,794,044.04	9,092.96	9,092.96	-	-	9,092.96	9,092.96	9,092.96	-	-	9,092.96	9,092.96	-	-	-	-	9,092.96	9,092.96	-	-	-	-	9,092.96	-
Tax Remittance Advances Issued (TRA)	13,740,150.72	1,053,893.32	-	-	14,794,044.04	9,092.96	9,092.96	-	-	9,092.96	9,092.96	9,092.96	-	-	9,092.96	9,092.96	-	-	-	-	9,092.96	9,092.96	-	-	-	-	9,092.96	-
TOTAL NON-CASH DISBURSEMENTS	13,740,150.72	1,053,893.32	-	-	14,794,044.04	9,092.96	9,092.96	-	-	9,092.96	9,092.96	9,092.96	-	-	9,092.96	9,092.96	-	-	-	-	9,092.96	9,092.96	-	-	-	-	9,092.96	-
GRAND TOTAL	142,261,059.31	25,785,532.42	-	-	168,046,591.73	188,157.22	188,157.22	-	-	188,157.22	188,157.22	188,157.22	-	-	188,157.22	188,157.22	-	-	-	-	188,157.22	188,157.22	-	-	-	-	188,157.22	-

Particulars	Previous Report		This Month		As at Date	
	(1)	(2)	(3)	(4)	(5)	(6)
Total Disbursement Authorities Received	133,812,809.99	183,115,766.00	183,115,766.00	316,928,575.99	-	-
NCA	121,220,000.00	168,912,629.00	168,912,629.00	289,532,629.00	-	-
NTA	-	-	-	-	-	-
Working Fund	-	-	-	-	-	-
TRA	12,592,809.99	14,803,137.00	14,803,137.00	27,395,946.99	-	-
CDC	-	-	-	-	-	-
NCAA	-	-	-	-	-	-
Less: Notice of Transfer of Allocations (NTA)' issued	-	-	-	-	-	-
Total Disbursement Authorities Available	133,812,809.99	183,115,766.00	183,115,766.00	316,928,575.99	-	-
Less:	-	-	-	-	-	-
Lapsed NCA	-	-	-	-	-	-
Disbursements	119,533,637.75	168,234,748.95	168,234,748.95	287,768,386.70	-	-
Less: Other Non-Cash Disbursements	-	-	-	-	-	-
Balance of Disbursement Authorities as at date	14,279,172.24	14,881,017.05	14,881,017.05	29,160,189.29	-	-
Total Disbursements Program	133,812,809.99	183,115,766.00	183,115,766.00	316,928,575.99	-	-
Less: *Actual Disbursements	119,533,637.75	168,234,748.95	168,234,748.95	287,768,386.70	-	-
(Over)/Under spending	14,279,172.24	14,881,017.05	14,881,017.05	29,160,189.29	-	-

Notes: \* The use of NTA is discouraged  
 Notes: \*\* Amounts should tally with the grand total disbursement (column 27).

Certified Correct:  
  
**KARL CHESTER E. BALATAY**  
 Accountant IV  
 Date: 10 March 2026

Recommending Approval:  
  
**ELVIRA F. CRUZ**  
 Director II  
 Date: 10 March 2026

Approved, by Authority of the Chairperson:  
  
**ATTY. PURDY F. PEREZ**  
 Executive Director  
 Date: 10 March 2026

