

SUMMARY OF APPROVED BUDGET, UTILIZATIONS, DISBURSEMENTS AND BALANCES BY OBJECT OF EXPENDITURES

(For Off-Budgetary Funds)

As at the Quarter Ending September 30, 2025


Department : Department of Labor and Employment (DOLE)  
 Agency/Entity : National Labor Relations Commission  
 Operating Unit : Central Office  
 Organization Code (UACS) : 16 004 0100000  
 Fund Cluster : 05 - Internally Generated Funds  
 (e.g. UACS Fund Cluster: 05-Internally Generated Funds and 06-Business Related Funds)

Particulars	UACS CODE	Approved Budget			Utilizations				Disbursements				Balances				
		Approved Budgeted Revenue	Adjustments (Reductions, Modifications/ Augmentations)	Adjusted Budgeted Revenue	1st Quarter Ending March 31	2nd Quarter Ending June 30	3rd Quarter Ending September 30	Total	1st Quarter Ending March 31	2nd Quarter Ending June 30	3rd Quarter Ending September 30	Total	Unutilized Budget	Unpaid Obligations (10-15)=(17+18)			
														5=([3+(-)4])	6	7	8
SUMMARY																	
A. AGENCY SPECIFIC BUDGET																	
PS		0.00	0.00	0.00	0.00	0.00	0.00	0.00	0.00	0.00	0.00	0.00	0.00	0.00	0.00	0.00	0.00
Salaries and Wages	5010100000	0.00	0.00	0.00	0.00	0.00	0.00	0.00	0.00	0.00	0.00	0.00	0.00	0.00	0.00	0.00	0.00
Salaries and Wages - Regular	5010101000	0.00	0.00	0.00	0.00	0.00	0.00	0.00	0.00	0.00	0.00	0.00	0.00	0.00	0.00	0.00	0.00
Basic Salary - Civilian	5010101001	0.00	0.00	0.00	0.00	0.00	0.00	0.00	0.00	0.00	0.00	0.00	0.00	0.00	0.00	0.00	0.00
MOOE		35,000,000.00	0.00	35,000,000.00	6,078,426.19	3,585,909.08	14,071,324.79	23,735,660.06	4,254,395.08	5,321,490.19	11,571,939.46	21,147,824.73	11,264,339.94	2,587,835.33	0.00	0.00	0.00
Traveling Expenses	5020100000	6,000,000.00	0.00	6,000,000.00	1,471,500.00	1,566,697.00	1,401,110.00	4,439,307.00	1,416,000.00	1,622,197.00	1,389,790.00	4,427,987.00	1,560,693.00	11,320.00	0.00	0.00	0.00
Traveling Expenses - Local	5020101000	6,000,000.00	0.00	6,000,000.00	1,471,500.00	1,566,697.00	1,401,110.00	4,439,307.00	1,416,000.00	1,622,197.00	1,389,790.00	4,427,987.00	1,560,693.00	11,320.00	0.00	0.00	0.00
Traveling Expenses - Local	5020101000	6,000,000.00	0.00	6,000,000.00	1,471,500.00	1,566,697.00	1,401,110.00	4,439,307.00	1,416,000.00	1,622,197.00	1,389,790.00	4,427,987.00	1,560,693.00	11,320.00	0.00	0.00	0.00
Training and Scholarship Expenses	5020200000	500,000.00	476,490.68	976,490.68	215,000.00	44,000.00	717,490.68	976,490.68	215,000.00	44,000.00	656,991.76	915,991.76	0.00	60,498.92	0.00	0.00	0.00
Training Expenses	5020201000	500,000.00	476,490.68	976,490.68	215,000.00	44,000.00	717,490.68	976,490.68	215,000.00	44,000.00	656,991.76	915,991.76	0.00	60,498.92	0.00	0.00	0.00
Training Expenses	5020201002	500,000.00	476,490.68	976,490.68	215,000.00	44,000.00	717,490.68	976,490.68	215,000.00	44,000.00	656,991.76	915,991.76	0.00	60,498.92	0.00	0.00	0.00
Supplies and Materials Expenses	5020300000	2,000,000.00	353,755.80	2,353,755.80	430,373.80	88,450.00	1,834,932.00	2,353,755.80	430,373.80	0.00	1,923,382.00	2,353,755.80	0.00	0.00	0.00	0.00	0.00
Office Supplies Expenses	5020301000	2,000,000.00	353,755.80	2,353,755.80	430,373.80	88,450.00	1,834,932.00	2,353,755.80	430,373.80	0.00	1,923,382.00	2,353,755.80	0.00	0.00	0.00	0.00	0.00
Office Supplies Expenses	5020301002	2,000,000.00	353,755.80	2,353,755.80	430,373.80	88,450.00	1,834,932.00	2,353,755.80	430,373.80	0.00	1,923,382.00	2,353,755.80	0.00	0.00	0.00	0.00	0.00
Utility Expenses	5020400000	2,000,000.00	0.00	2,000,000.00	29,838.06	37,029.94	34,147.99	101,015.99	29,838.06	37,029.94	19,814.38	86,682.38	1,898,984.01	14,333.61	0.00	0.00	0.00
Water Expenses	5020401000	300,000.00	0.00	300,000.00	9,000.00	9,000.00	14,333.61	32,333.61	9,000.00	9,000.00	0.00	18,000.00	267,666.39	14,333.61	0.00	0.00	0.00
Water Expenses	5020401000	300,000.00	0.00	300,000.00	9,000.00	9,000.00	14,333.61	32,333.61	9,000.00	9,000.00	0.00	18,000.00	267,666.39	14,333.61	0.00	0.00	0.00
Electricity Expenses	5020402000	1,700,000.00	0.00	1,700,000.00	20,838.06	28,029.94	19,814.38	68,682.38	20,838.06	28,029.94	19,814.38	68,682.38	1,631,317.62	0.00	0.00	0.00	0.00
Electricity Expenses	5020402000	1,700,000.00	0.00	1,700,000.00	20,838.06	28,029.94	19,814.38	68,682.38	20,838.06	28,029.94	19,814.38	68,682.38	1,631,317.62	0.00	0.00	0.00	0.00
Communication Expenses	5020500000	5,900,000.00	0.00	5,900,000.00	1,650,265.92	45,681.00	1,916,358.20	3,612,305.12	60,958.00	1,634,988.92	600,663.40	2,296,610.32	2,287,694.88	1,315,694.80	0.00	0.00	0.00
Postage and Courier Services	5020501000	5,000,000.00	0.00	5,000,000.00	1,589,307.92	0.00	1,870,677.20	3,459,985.12	0.00	1,589,307.92	554,982.40	2,144,290.32	1,540,014.88	1,315,694.80	0.00	0.00	0.00
Postage and Courier Services	5020501000	5,000,000.00	0.00	5,000,000.00	1,589,307.92	0.00	1,870,677.20	3,459,985.12	0.00	1,589,307.92	554,982.40	2,144,290.32	1,540,014.88	1,315,694.80	0.00	0.00	0.00
Telephone Expenses	5020502000	900,000.00	0.00	900,000.00	60,958.00	45,681.00	45,681.00	152,320.00	60,958.00	45,681.00	45,681.00	152,320.00	747,680.00	0.00	0.00	0.00	0.00
Mobile	5020502001	900,000.00	0.00	900,000.00	60,958.00	45,681.00	45,681.00	152,320.00	60,958.00	45,681.00	45,681.00	152,320.00	747,680.00	0.00	0.00	0.00	0.00
General Services	5021200000	4,000,000.00	0.00	4,000,000.00	1,034,243.39	892,316.65	557,881.40	2,484,441.44	855,020.20	1,071,539.84	557,881.40	2,484,441.44	1,515,558.56	0.00	0.00	0.00	0.00
Other General Services	5021299000	4,000,000.00	0.00	4,000,000.00	1,034,243.39	892,316.65	557,881.40	2,484,441.44	855,020.20	1,071,539.84	557,881.40	2,484,441.44	1,515,558.56	0.00	0.00	0.00	0.00


(e.g. UACS Fund Cluster: 05-Internally Generated Funds and 06-Business Related Funds)

Particulars	UACS CODE	Approved Budget			Utilizations				Disbursements				Balances			
		Approved Budgeted Revenue	Adjustments (Reductions, Modifications/ Augmentations)	Adjusted Budgeted Revenue	1st Quarter Ending March 31	2nd Quarter Ending June 30	3rd Quarter Ending September 30	Total	1st Quarter Ending March 31	2nd Quarter Ending June 30	3rd Quarter Ending September 30	Total	Unutilized Budget	Unpaid Obligations (10-15)=(17+18)		
														Due and Demandable	Not Yet Due and Demandable	
1	2	3	4	5=[(3+(-)4)]	6	7	8	10=(6+7+8+9)	11	12	13	15=(11+12+13+14)	16=(5-10)	17	18	
<b>SUMMARY</b>																
<b>A. AGENCY SPECIFIC BUDGET</b>																
Other General Services	5021299099	4,000,000.00	0.00	4,000,000.00	1,034,243.39	892,316.65	557,881.40	2,484,441.44	855,020.20	1,071,539.84	557,881.40	2,484,441.44	1,515,558.56	0.00	0.00	
Repairs and Maintenance	5021300000	339,000.00	13,129.45	352,129.45	338,550.00	3,079.45	10,500.00	352,129.45	338,550.00	3,079.45	10,500.00	352,129.45	0.00	0.00	0.00	
Repairs and Maintenance - Leased Assets	5021308000	65,000.00	2,239.45	67,239.45	65,000.00	2,239.45	0.00	67,239.45	65,000.00	2,239.45	0.00	67,239.45	0.00	0.00	0.00	
Repairs and Maintenance - Leased Assets	5021308000	65,000.00	2,239.45	67,239.45	65,000.00	2,239.45	0.00	67,239.45	65,000.00	2,239.45	0.00	67,239.45	0.00	0.00	0.00	
Repairs and Maintenance - Semi-Expendable Machinery and Equipment	5021321000	274,000.00	10,890.00	284,890.00	273,550.00	840.00	10,500.00	284,890.00	273,550.00	840.00	10,500.00	284,890.00	0.00	0.00	0.00	
Repairs and Maintenance - Semi-Expendable Machinery and Equipment	5021321000	274,000.00	10,890.00	284,890.00	273,550.00	840.00	10,500.00	284,890.00	273,550.00	840.00	10,500.00	284,890.00	0.00	0.00	0.00	
Taxes, Insurance Premiums and Other Fees	5021500000	0.00	472,500.00	472,500.00	0.00	0.00	472,500.00	472,500.00	0.00	0.00	247,500.00	247,500.00	0.00	225,000.00	0.00	
Fidelity Bond Premiums	5021502000	0.00	472,500.00	472,500.00	0.00	0.00	472,500.00	472,500.00	0.00	0.00	247,500.00	247,500.00	0.00	225,000.00	0.00	
Fidelity Bond Premiums	5021502000	0.00	472,500.00	472,500.00	0.00	0.00	472,500.00	472,500.00	0.00	0.00	247,500.00	247,500.00	0.00	225,000.00	0.00	
Other Maintenance and Operating Expenses	5029900000	14,261,000.00	(1,315,875.93)	12,945,124.07	908,655.02	908,655.04	7,126,404.52	8,943,714.58	908,655.02	908,655.04	6,165,416.52	7,982,726.58	4,001,409.49	960,988.00	0.00	
Rent/Lease Expenses	5029905000	14,261,000.00	(1,315,875.93)	12,945,124.07	908,655.02	908,655.04	7,126,404.52	8,943,714.58	908,655.02	908,655.04	6,165,416.52	7,982,726.58	4,001,409.49	960,988.00	0.00	
Rents - Building and Structures	5029905001	14,261,000.00	(1,315,875.93)	12,945,124.07	908,655.02	908,655.04	7,126,404.52	8,943,714.58	908,655.02	908,655.04	6,165,416.52	7,982,726.58	4,001,409.49	960,988.00	0.00	
<b>GRAND TOTAL</b>		<b>35,000,000.00</b>	<b>0.00</b>	<b>35,000,000.00</b>	<b>6,078,426.19</b>	<b>3,585,909.08</b>	<b>14,071,324.79</b>	<b>23,735,660.06</b>	<b>4,254,395.08</b>	<b>5,321,490.19</b>	<b>11,571,939.46</b>	<b>21,147,824.73</b>	<b>11,264,339.94</b>	<b>2,587,835.33</b>	<b>0.00</b>	


Certified Correct:

  
 MARIA DAISEE A. TISMO  
 LAA/Acting Budget Officer

Certified Correct:

  
 HAROLD M. CARBO  
 Chief Admin. Officer, Mgmt. and Fiscal Div.

Approved (By authority of the Chairperson):

  
 PAZ EUGENIA NERI-DYSANGCO  
 Labor Arbiter/Acting Exec. Clerk of Court IV