

STATEMENT OF APPROPRIATIONS, ALLOTMENTS, OBLIGATIONS, DISBURSEMENTS AND BALANCES
As of the Quarter Ending September 30, 2017

Department: Department of Labor and Employment (DOLE)

Authorization: 01 - Current Year Appropriations

Agency: National Labor Relations Commission

Report Status: SUBMITTED

Operating Unit: Central Office

Organization Code (UACS): 160040100000


Fund Cluster: 01 - Regular Agency Fund

Particulars	UACS CODE	Appropriation			Allotments			Current Year Obligations					Current Year Disbursements				Balances							
		Authorized Appropriation	Adjustments (Transfer To/From, Reassignment)	Adjusted Appropriations	Allotments Received	Adjustments (Withdrawal, Reassignment)	Transfer To	Transfer From	Adjusted Total Allotments	1st Quarter Ending March 31	2nd Quarter Ending June 30	3rd Quarter Ending Sept. 30	4th Quarter Ending Dec. 31	Total	1st Quarter Ending March 31	2nd Quarter Ending June 30	3rd Quarter Ending Sept. 30	4th Quarter Ending Dec. 31	Total	Unreleased Appropriations	Unobligated Allotment	Unpaid Obligations (15-20) = (23+24)		
1	2	3	4	5=(3+4)	6	7	8	9	10=(8+9+4)	11	12	13	14	15=(11+12+13+14)	16	17	18	19	20=(16+17+18+19)	21=(6-10)	22=(9-16)	23	24	
I. Agency Specific Budget																								
Specific Budgets of National Government Agencies	01101101																							
General Administration and Support	0000010000000000	219,744,000.00		219,744,000.00	183,047,670.00		(49,818,418.55)	49,818,418.55	183,047,670.00	35,429,656.38	48,806,931.08	51,848,309.04		134,082,797.10	35,429,656.38	48,806,931.08	51,848,309.04		134,082,797.10	36,696,330.00	48,964,872.90			
General Management and Supervision	1030010001000000	162,536,000.00		162,536,000.00	161,082,000.00		(49,818,418.55)	49,818,418.55	161,082,000.00	35,429,656.38	44,517,571.08	33,625,999.64		113,573,127.10	35,429,656.38	44,517,571.08	33,625,999.64		113,573,127.10	1,478,000.00	47,488,872.90			
PS		89,841,000.00		89,841,000.00	88,186,000.00		(37,207,197.86)	37,207,197.86	88,186,000.00	21,793,743.21	25,473,927.54	19,934,230.64		67,201,901.39	21,793,743.21	25,473,927.54	19,934,230.64		67,201,901.39	1,478,000.00	20,963,066.61			
MOOE		60,548,000.00		60,548,000.00	60,548,000.00		(8,797,921.39)	8,797,921.39	60,548,000.00	13,590,513.67	13,305,643.54	13,691,769.00		40,567,928.21	13,590,513.67	13,305,643.54	13,691,769.00		40,567,928.21		19,990,073.79			
CO		12,349,000.00		12,349,000.00	12,349,000.00		(5,813,299.50)	5,813,299.50	12,349,000.00	75,299.50	5,738,000.00			5,813,299.50	75,299.50	5,738,000.00					6,535,700.50			
Administration of Personnel Benefits	1030010002000000	57,206,000.00		57,206,000.00	21,985,670.00				21,985,670.00		2,289,360.00	18,220,310.00		20,509,670.00		2,289,360.00	18,220,310.00		20,509,670.00	35,220,330.00	1,478,000.00			
PS		57,206,000.00		57,206,000.00	21,985,670.00				21,985,670.00		2,289,360.00	18,220,310.00		20,509,670.00		2,289,360.00	18,220,310.00		20,509,670.00	35,220,330.00	1,478,000.00			
Operations	0000030000000000	758,292,000.00		758,292,000.00	758,292,000.00		(207,322,779.24)	207,322,779.24	758,292,000.00	167,896,449.63	210,315,122.42	167,931,522.11		546,113,094.16	167,896,449.63	210,315,122.42	167,931,522.11		546,113,094.16		212,178,905.84			
MFO 1: LABOR DISPUTE RESOLUTION SERVICES	0000030100000000	758,292,000.00		758,292,000.00	758,292,000.00		(207,322,779.24)	207,322,779.24	758,292,000.00	167,896,449.63	210,315,122.42	167,931,522.11		546,113,094.16	167,896,449.63	210,315,122.42	167,931,522.11		546,113,094.16		212,178,905.84			
Resolution of Appealed Original Labor Cases	0000030101000000	212,023,000.00	27,842,516.77	239,865,516.77	212,023,000.00	27,842,516.77	(85,888,920.13)	85,888,920.13	239,865,516.77	62,940,939.68	80,591,498.38	64,729,024.73		208,261,462.79	62,940,939.68	80,591,498.38	64,729,024.73		208,261,462.79		31,804,053.98			
First Division	2850030101000001	23,590,000.00	8,746,458.40	32,336,458.40	23,590,000.00	8,746,458.40			32,336,458.40	6,697,248.65	11,558,181.75	8,900,984.29		29,156,414.69	6,697,248.65	11,558,181.75	8,900,984.29		29,156,414.69		3,180,043.71			
PS		18,202,000.00	8,746,458.40	26,948,458.40	18,202,000.00	8,746,458.40			26,948,458.40	7,881,027.89	10,868,745.05	8,198,885.46		26,948,458.40	7,881,027.89	10,868,745.05	8,198,885.46		26,948,458.40					
MOOE		5,388,000.00		5,388,000.00	5,388,000.00				5,388,000.00	816,220.76	689,436.70	702,298.83		2,207,956.29	816,220.76	689,436.70	702,298.83		2,207,956.29		3,180,043.71			
Second Division	2850030101000002	26,335,000.00		26,335,000.00	26,335,000.00				26,335,000.00	6,308,316.49	8,834,177.20	7,444,325.08		22,586,818.77	6,308,316.49	8,834,177.20	7,444,325.08		22,586,818.77		3,748,161.23			
PS		21,972,000.00		21,972,000.00	21,972,000.00				21,972,000.00	5,822,433.00	8,310,465.51	6,846,026.25		20,978,924.76	5,822,433.00	8,310,465.51	6,846,026.25		20,978,924.76		993,075.24			
MOOE		4,363,000.00		4,363,000.00	4,363,000.00				4,363,000.00	485,883.49	523,711.69	598,298.83		1,607,894.01	485,883.49	523,711.69	598,298.83		1,607,894.01		2,755,105.99			
Third Division	2850030101000003	21,275,000.00	3,164,651.67	24,439,651.67	21,275,000.00	3,164,651.67			24,439,651.67	6,445,952.81	8,424,298.16	6,993,348.16		21,863,597.95	6,445,952.81	8,424,298.16	6,993,348.16		21,863,597.95		2,576,083.72			
PS		16,978,000.00	3,164,651.67	20,142,651.67	16,978,000.00	3,164,651.67			20,142,651.67	5,934,646.85	7,801,357.47	6,408,647.35		20,142,651.67	5,934,646.85	7,801,357.47	6,408,647.35		20,142,651.67					
MOOE		4,297,000.00		4,297,000.00	4,297,000.00				4,297,000.00	511,305.76	622,911.69	588,698.83		1,720,916.28	511,305.76	622,911.69	588,698.83		1,720,916.28		2,576,083.72			
Fourth Division	2850030101000004	30,820,000.00		30,820,000.00	30,820,000.00				30,820,000.00	6,711,283.68	9,189,401.21	8,821,517.29		22,722,202.18	6,711,283.68	9,189,401.21	8,821,517.29		22,722,202.18		6,097,797.82			
PS		26,956,000.00		26,956,000.00	26,956,000.00				26,956,000.00	6,207,000.93	8,578,699.53	8,206,318.48		20,992,018.92	6,207,000.93	8,578,699.53	8,206,318.48		20,992,018.92		5,882,981.08			
MOOE		3,865,000.00		3,865,000.00	3,865,000.00				3,865,000.00	504,282.75	610,701.68	615,198.83		1,730,183.26	504,282.75	610,701.68	615,198.83		1,730,183.26		2,134,816.74			
Fifth Division	2850030101000005	31,759,000.00		31,759,000.00	31,759,000.00				31,759,000.00	6,779,391.98	9,299,212.20	7,977,273.35		24,025,877.53	6,779,391.98	9,299,212.20	7,977,273.35		24,025,877.53		7,733,122.47			
PS		27,893,000.00		27,893,000.00	27,893,000.00				27,893,000.00	6,217,679.23	8,604,587.52	7,288,891.52		22,111,138.27	6,217,679.23	8,604,587.52	7,288,891.52		22,111,138.27		6,781,861.73			
MOOE		3,866,000.00		3,866,000.00	3,866,000.00				3,866,000.00	561,712.75	694,624.68	688,381.83		1,914,739.26	561,712.75	694,624.68	688,381.83		1,914,739.26		1,951,260.74			
Sixth Division	2850030101000006	21,736,000.00	2,213,671.07	23,949,671.07	21,736,000.00	2,213,671.07			23,949,671.07	6,439,101.20	8,865,915.20			22,037,661.54	6,439,101.20	8,865,915.20			22,037,661.54		1,812,009.53			
PS		17,871,000.00	2,213,671.07	20,084,671.07	17,871,000.00	2,213,671.07			20,084,671.07	5,873,818.45	8,071,554.46	6,139,298.16		20,084,671.07	5,873,818.45	8,071,554.46	6,139,298.16		20,084,671.07					
MOOE		3,865,000.00		3,865,000.00	3,865,000.00				3,865,000.00	565,282.75	661,090.68	728,617.04		1,952,990.47	565,282.75	661,090.68	728,617.04		1,952,990.47		1,812,009.53			
Seventh Division	2850030101000007	30,596,000.00	6,818,275.21	37,412,275.21	30,596,000.00	6,818,275.21	(35,102,109.25)	35,102,109.25	37,412,275.21	12,333,785.92	12,453,273.10	10,315,050.23		35,102,109.25	12,333,785.92	12,453,273.10	10,315,050.23		35,102,109.25		2,310,165.96			
PS		21,588,000.00	6,818,275.21	28,402,275.21	21,588,000.00	6,818,275.21	(28,402,275.21)	28,402,275.21	28,402,275.21	9,484,967.83	10,712,347.45	8,204,959.93		28,402,275.21	9,484,967.83	10,712,347.45	8,204,959.93		28,402,275.21					
MOOE		9,010,000.00		9,010,000.00	9,010,000.00		(6,699,834.04)	6,699,834.04	9,010,000.00	2,848,818.09	1,740,925.65	2,110,090.30		6,699,834.04	2,848,818.09	1,740,925.65	2,110,090.30		6,699,834.04		2,310,165.96			
Eighth Division	2850030101000008	25,912,000.00	6,901,460.42	32,813,460.42	25,912,000.00	6,901,460.42	(30,766,810.88)	30,766,810.88	32,813,460.42	9,225,859.16	12,130,338.62	9,410,813.11		30,766,810.88	9,225,859.16	12,130,338.62	9,410,813.11		30,766,810.88		2,046,849.54			
PS		19,348,000.00	6,901,460.42	26,249,460.42	19,348,000.00	6,901,460.42	(26,248,460.42)	26,248,460.42	26,249,460.42	7,719,599.65	10,808,159.24	7,918,731.33		26,249,460.42	7,719,599.65	10,808,159.24	7,918,731.33		26,249,460.42					
MOOE																								

Particulars	UACS CODE	Appropriation			Allotments			Current Year Obligations					Current Year Disbursements					Balances						
		Authorized Appropriation	Adjustments (Transfer (To)/From, Realignment)	Adjusted Appropriations	Allotments Received	Adjustments (Withdrawal, Realignment)	Transfer To	Transfer From	Adjusted Total Allotments	1st Quarter Ending March 31	2nd Quarter Ending June 30	3rd Quarter Ending Sept. 30	4th Quarter Ending Dec. 31	Total	1st Quarter Ending March 31	2nd Quarter Ending June 30	3rd Quarter Ending Sept. 30	4th Quarter Ending Dec. 31	Total	Unreleased Appropriations	Unobligated Allotment	Unpaid Obligations (15-20) = (23+24)		
										11	12	13	14	15=(11+12+13+14)	16	17	18	19	20=(16+17+18+19)			21=(6-15)	22=(10-16)	23
1	2	3	4	5=(3+4)	6	7	8	9	10=(8+7+6+9)	11	12	13	14	15=(11+12+13+14)	16	17	18	19	20=(16+17+18+19)	21=(6-15)	22=(10-16)	23	24	
Fin Ex																								
CO		12,349,000.00		12,349,000.00	12,349,000.00		(5,813,299.50)	5,813,299.50	12,349,000.00	75,299.50	5,738,000.00			5,813,299.50	75,299.50	5,738,000.00			5,813,299.50			6,535,700.50		
II. Automatic Appropriations																								
Retirement and Life Insurance Premiums	01104102																							
General Administration and Support	00000100000000	7,807,000.00		7,807,000.00	7,807,000.00		(3,468,528.37)	3,468,528.37	7,807,000.00	2,063,975.31	1,993,237.62	2,206,541.43		6,263,754.36	2,063,975.31	1,993,237.62			4,057,212.93			1,343,245.64		2,206,541.43
General Management and Supervision	103001000100000	7,807,000.00		7,807,000.00	7,807,000.00		(3,468,528.37)	3,468,528.37	7,807,000.00	2,063,975.31	1,993,237.62	2,206,541.43		6,263,754.36	2,063,975.31	1,993,237.62			4,057,212.93			1,343,245.64		2,206,541.43
PS		7,807,000.00		7,807,000.00	7,807,000.00		(3,468,528.37)	3,468,528.37	7,807,000.00	2,063,975.31	1,993,237.62	2,206,541.43		6,263,754.36	2,063,975.31	1,993,237.62			4,057,212.93			1,343,245.64		2,206,541.43
Operations	000003000000000	37,872,000.00		37,872,000.00	37,872,000.00		(10,800,767.45)	10,800,767.45	37,872,000.00	9,229,088.31	9,850,822.30	9,857,015.47		28,736,726.06	9,229,088.31	9,850,822.30			19,079,710.61			9,135,273.92		9,857,015.47
MFO 1: LABOR DISPUTE RESOLUTION SERVICES	000003010000000	37,872,000.00		37,872,000.00	37,872,000.00		(10,800,767.45)	10,800,767.45	37,872,000.00	9,229,088.31	9,850,822.30	9,857,015.47		28,736,726.06	9,229,088.31	9,850,822.30			19,079,710.61			9,135,273.92		9,857,015.47
Resolution of Appealed Original Labor Cases	000003010100000	12,591,000.00		12,591,000.00	12,591,000.00		(1,355,540.98)	1,355,540.98	12,591,000.00	4,082,898.09	4,489,113.51	4,377,765.23		12,949,776.83	4,082,898.09	4,489,113.51			8,572,011.60	(1,355,540.98)		998,704.15		4,377,765.23
First Division	285003010100001	1,327,000.00		1,327,000.00	1,327,000.00		(535,142.92)	535,142.92	1,327,000.00	601,637.55	633,879.70	626,625.67		1,862,142.92	601,637.55	633,879.70			1,235,517.25	(535,142.92)		626,625.67		626,625.67
PS		1,327,000.00		1,327,000.00	1,327,000.00		(535,142.92)	535,142.92	1,327,000.00	601,637.55	633,879.70	626,625.67		1,862,142.92	601,637.55	633,879.70			1,235,517.25	(535,142.92)		626,625.67		626,625.67
Second Division	285003010100002	1,541,000.00		1,541,000.00	1,541,000.00				1,541,000.00	413,193.36	526,442.21	536,135.12		1,475,770.69	413,193.36	526,442.21			939,635.57			65,229.31		536,135.12
PS		1,541,000.00		1,541,000.00	1,541,000.00				1,541,000.00	413,193.36	526,442.21	536,135.12		1,475,770.69	413,193.36	526,442.21			939,635.57			65,229.31		536,135.12
Third Division	285003010100003	1,214,000.00		1,214,000.00	1,214,000.00		(39,332.79)	39,332.79	1,214,000.00	397,286.40	444,328.28	411,718.13		1,253,332.79	397,286.40	444,328.28			841,614.66	(39,332.79)				411,718.13
PS		1,214,000.00		1,214,000.00	1,214,000.00		(39,332.79)	39,332.79	1,214,000.00	397,286.40	444,328.28	411,718.13		1,253,332.79	397,286.40	444,328.28			841,614.66	(39,332.79)				411,718.13
Fourth Division	285003010100004	2,115,000.00		2,115,000.00	2,115,000.00				2,115,000.00	459,795.66	546,288.75	511,505.00		1,514,589.43	459,795.66	546,288.75			1,003,084.43			600,410.57		511,505.00
PS		2,115,000.00		2,115,000.00	2,115,000.00				2,115,000.00	459,795.66	546,288.75	511,505.00		1,514,589.43	459,795.66	546,288.75			1,003,084.43			600,410.57		511,505.00
Fifth Division	285003010100005	2,046,000.00		2,046,000.00	2,046,000.00				2,046,000.00	549,727.45	589,176.77	633,742.40		1,772,646.62	549,727.45	589,176.77			1,138,904.22			273,353.36		633,742.40
PS		2,046,000.00		2,046,000.00	2,046,000.00				2,046,000.00	549,727.45	589,176.77	633,742.40		1,772,646.62	549,727.45	589,176.77			1,138,904.22			273,353.36		633,742.40
Sixth Division	285003010100006	1,427,000.00		1,427,000.00	1,427,000.00				1,427,000.00	423,956.69	459,631.34	485,941.08		1,369,229.11	423,956.69	459,631.34			883,588.03			57,770.89		485,941.08
PS		1,427,000.00		1,427,000.00	1,427,000.00				1,427,000.00	423,956.69	459,631.34	485,941.08		1,369,229.11	423,956.69	459,631.34			883,588.03			57,770.89		485,941.08
Seventh Division	285003010100007	1,512,000.00		1,512,000.00	1,512,000.00		(295,267.56)	295,267.56	1,512,000.00	622,968.06	600,831.42	563,450.06		1,807,267.56	622,968.06	600,831.42			1,223,817.50	(295,267.56)				563,450.06
PS		1,512,000.00		1,512,000.00	1,512,000.00		(295,267.56)	295,267.56	1,512,000.00	622,968.06	600,831.42	563,450.06		1,807,267.56	622,968.06	600,831.42			1,223,817.50	(295,267.56)				563,450.06
Eighth Division	285003010100008	1,409,000.00		1,409,000.00	1,409,000.00		(485,797.71)	485,797.71	1,409,000.00	617,314.88	688,535.06	588,947.77		1,894,797.71	617,314.88	688,535.06			1,305,849.94	(485,797.71)				588,947.77
PS		1,409,000.00		1,409,000.00	1,409,000.00		(485,797.71)	485,797.71	1,409,000.00	617,314.88	688,535.06	588,947.77		1,894,797.71	617,314.88	688,535.06			1,305,849.94	(485,797.71)				588,947.77
Arbitration of Labor Cases	285003010200000	25,281,000.00		25,281,000.00	25,281,000.00		(1,355,540.98)	1,355,540.98	25,281,000.00	5,146,190.22	5,361,508.79	5,279,250.24		15,786,949.25	5,146,190.22	5,361,508.79			10,507,699.01	1,355,540.98		8,138,509.77		5,279,250.24
PS		25,281,000.00		25,281,000.00	25,281,000.00		(1,355,540.98)	1,355,540.98	25,281,000.00	5,146,190.22	5,361,508.79	5,279,250.24		15,786,949.25	5,146,190.22	5,361,508.79			10,507,699.01	1,355,540.98		8,138,509.77		5,279,250.24
Sub-Total, Automatic Appropriations		45,479,000.00		45,479,000.00	45,479,000.00		(14,269,295.82)	14,269,295.82	45,479,000.00	11,293,063.62	11,843,859.92	11,863,556.90		35,000,480.44	11,293,063.62	11,843,859.92			23,136,923.54			10,478,519.56		11,863,556.90
PS		45,479,000.00		45,479,000.00	45,479,000.00		(14,269,295.82)	14,269,295.82	45,479,000.00	11,293,063.62	11,843,859.92	11,863,556.90		35,000,480.44	11,293,063.62	11,843,859.92			23,136,923.54			10,478,519.56		11,863,556.90
MOOE																								
Fin Ex																								
CO																								
III. Special Purpose Fund																								
Miscellaneous Personnel Benefits Fund	01101406		33,368.00	33,368.00	33,368.00				33,368.00					33,368.00					33,368.00					
Miscellaneous Personnel Benefits Fund	000009070000000		33,368.00	33,368.00	33,368.00				33,368.00					33,368.00					33,368.00					
For Payment of Other Personnel Benefits	103009070000000		33,368.00	33,368.00	33,368.00				33,368.00					33,368.00					33,368.00					
PS			33,368.00	33,368.00	33,368.00				33,368.00					33,368.00					33,368.00					
Pension and Gratuity Fund	01101407		122,269,367.00	122,269,367.00	122,269,367.00				122,269,367.00	36,822,265.00	38,245,426.00	46,983,112.24		122,050,803.24	36,822,265.00	38,245,426.00			46,983,112.24			122,050,803.24		218,563.76
Pension and Gratuity Fund	000009080000000		122,269,367.00	122,269,367.00	122,269,367.00				122,269,367.00	36,822,265.00	38,245,426.00	46,983,112.24		122,050,803.24	36,822,265.00	38,245,426.00			46,983,112.24			122,050,803.24		218,563.76
For payment of pension	282009080100000		51,862,599.00	51,862,599.00	51,862,599.00				51,862,599.00	15,966,368.00	16,804,777.00	18,872,893.00		51,644,038.00	15,966,368.00	16,804,777.00			18,872,893.00			51,644,038.00		218,561.00
PS			51,862,599.00	51,862,599.00	51,862,599.00				51,862,599.00	15,966,368.00	16,804,777.00	18,872,893.00		51,644,038.00	15,966,368.00	16,804,777.00								

Particulars	UACS CODE	Appropriation			Allotments					Current Year Obligations					Current Year Disbursements					Balances			
		Authorized Appropriation	Adjustments (Transfer (To)/From, Realignment)	Adjusted Appropriations	Allotments Received	Adjustments (Withdrawal, Realignment)	Transfer To	Transfer From	Adjusted Total Allotments	1st Quarter Ending March 31	2nd Quarter Ending June 30	3rd Quarter Ending Sept. 30	4th Quarter Ending Dec. 31	Total	1st Quarter Ending March 31	2nd Quarter Ending June 30	3rd Quarter Ending Sept. 30	4th Quarter Ending Dec. 31	Total	Unreleased Appropriations	Unobligated Allotment	Unpaid Obligations (15-20) = (23+24)	
																						Due and Demandable	Not Yet Due and Demandable
1	2	3	4	5=(3+4)	6	7	8	9	10=(8+(-7)+6+9)	11	12	13	14	15=(11+12+13+14)	16	17	18	19	20=(16+17+18+19)	21=(5-16)	22=(10-16)	23	24
GRAND TOTAL		1,023,615,000.00	122,302,735.00	1,145,917,735.00	1,109,121,405.00		(271,410,493.61)	271,410,493.61	1,109,121,405.00	261,411,334.63	307,244,707.42	278,624,500.89		837,280,542.94	251,411,334.63	307,244,707.42	288,780,943.99		825,416,986.04	36,696,330.00	271,840,862.06		11,863,556.90
PS		856,785,000.00	122,302,735.00	979,087,735.00	942,391,405.00		(227,025,417.12)	227,025,417.12	942,391,405.00	218,172,822.32	289,832,821.95	245,800,894.76		733,406,539.03	218,172,822.32	289,832,821.95	233,737,337.86		721,542,982.13	36,696,330.00	208,984,865.97		11,863,556.90
MOOE		154,381,000.00		154,381,000.00	154,381,000.00		(38,571,776.99)	38,571,776.99	154,381,000.00	33,163,212.81	31,873,885.47	33,023,606.13		98,060,704.41	33,163,212.81	31,873,885.47	33,023,606.13		98,060,704.41		56,320,295.50		
Fin Ex																							
CO		12,349,000.00		12,349,000.00	12,349,000.00		(5,813,299.50)	5,813,299.50	12,349,000.00	75,299.50	5,738,000.00			5,813,299.50	75,299.50	5,738,000.00			5,813,299.50		6,535,700.50		


Certified Correct:


Cervantes, Maria Carolina

Budget Officer


Date: 23/Oct/2017

Certified Correct:


HAROLD M. CARBO
Accountant IV

Date:


Recommended By:


Cruz, [Name]

Director, FMS

Date: 23/Oct/2017

Approved By:


Nograles, Gerardo

Agency Head/Department

Date: 23/Oct/2017