

SUMMARY OF APPROPRIATIONS, ALLOTMENTS, OBLIGATIONS AND BALANCES BY OBJECT OF EXPENDITURES
As of the Quarter Ending June 30, 2018

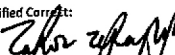
Authorization: 01 - Current Year Appropriations
Report Status: SUBMITTED


Department: Department of Labor and Employment (DOLE)
Agency: National Labor Relations Commission
Operating Unit: Central Office
Organization Code (UACS): 16004010000
Fund Cluster: 01 - Regular Agency Fund

Table with columns: Particulars, UACS CODE, Appropriation (Authorized, Adjustments, Adjusted), Allotments (Received, Adjustments, Transfer To, Transfer From, Adjusted Total), Current Year Obligations (1st-4th Quarter, Total), Current Year Disbursements (1st-4th Quarter, Total), Balances (Unreleased, Unobligated, Unpaid Obligations).

Accountable Forms Expenses	5020302000	470,000.00		470,000.00	470,000.00	-15,770.00	15,770.00	470,000.00	11,450.00	6,720.00		18,170.00	11,450.00	6,720.00		18,170.00	451,830.00
Medical, Dental and Laboratory Supplies Expenses	5020308000	91,000.00		91,000.00	91,000.00			91,000.00		3,457.00		3,457.00		3,457.00		3,457.00	87,543.00
Medical, Dental and Laboratory Supplies Expenses	5020308000	91,000.00		91,000.00	91,000.00			91,000.00		3,457.00		3,457.00		3,457.00		3,457.00	87,543.00
Fuel, Oil and Lubricants Expenses	5020309000	1,077,000.00		1,077,000.00	1,077,000.00	-92,589.13	92,589.13	1,077,000.00	294,861.00	399,890.16		694,751.16	294,861.00	399,890.16		694,751.16	382,248.84
Fuel, Oil and Lubricants Expenses	5020309000	1,077,000.00		1,077,000.00	1,077,000.00	-92,589.13	92,589.13	1,077,000.00	294,861.00	399,890.16		694,751.16	294,861.00	399,890.16		694,751.16	382,248.84
Textbooks and Instructional Materials Expenses	5020311000	231,000.00		231,000.00	231,000.00	-8,250.00	8,250.00	231,000.00	8,250.00	58,604.65		66,854.65	8,250.00	58,604.65		66,854.65	164,145.35
Textbooks and Instructional Materials Expenses	5020311001	231,000.00		231,000.00	231,000.00	-8,250.00	8,250.00	231,000.00	8,250.00	58,604.65		66,854.65	8,250.00	58,604.65		66,854.65	164,145.35
Semi-Expendable Machinery and Equipment Expenses	5020321000	200,000.00	-73,480.00	126,520.00	200,000.00	-73,480.00		126,520.00		69,074.00		69,074.00		69,074.00		69,074.00	57,446.00
Office Equipment	5020321002	200,000.00	-73,480.00	126,520.00	200,000.00	-73,480.00		126,520.00		69,074.00		69,074.00		69,074.00		69,074.00	57,446.00
Semi-Expendable Furniture, Fixtures and Books Expenses	5020322000	320,000.00	73,480.00	393,480.00	320,000.00	73,480.00		393,480.00		393,480.00		393,480.00		393,480.00		393,480.00	
Furniture and Fixtures	5020322001	320,000.00	73,480.00	393,480.00	320,000.00	73,480.00		393,480.00		393,480.00		393,480.00		393,480.00		393,480.00	
Other Supplies and Materials Expenses	5020399000	1,232,000.00		1,232,000.00	1,232,000.00	-285,917.05	285,917.05	1,232,000.00	539,928.35	509,961.48		1,043,889.83	457,023.35	566,496.48		1,023,519.83	188,110.17
Other Supplies and Materials Expenses	5020399000	1,232,000.00		1,232,000.00	1,232,000.00	-285,917.05	285,917.05	1,232,000.00	539,928.35	509,961.48		1,043,889.83	457,023.35	566,496.48		1,023,519.83	188,110.17
Utility Expenses	5020400000	23,799,000.00		23,799,000.00	23,799,000.00	-3,806,462.95	3,806,462.95	23,799,000.00	3,971,749.11	4,874,616.85		8,846,365.96	3,971,749.11	4,855,089.14		8,826,838.25	14,952,634.04
Water Expenses	5020401000	5,017,000.00		5,017,000.00	5,017,000.00	-210,392.37	210,392.37	5,017,000.00	311,667.85	369,028.87		680,696.72	311,667.85	369,028.87		680,696.72	4,356,303.28
Water Expenses	5020401000	5,017,000.00		5,017,000.00	5,017,000.00	-210,392.37	210,392.37	5,017,000.00	311,667.85	369,028.87		680,696.72	311,667.85	369,028.87		680,696.72	4,356,303.28
Electricity Expenses	5020402000	18,782,000.00		18,782,000.00	18,782,000.00	-3,596,070.58	3,596,070.58	18,782,000.00	3,660,081.26	4,505,587.98		8,165,669.24	3,660,081.26	4,485,060.27		8,146,141.53	10,616,330.76
Electricity Expenses	5020402000	18,782,000.00		18,782,000.00	18,782,000.00	-3,596,070.58	3,596,070.58	18,782,000.00	3,660,081.26	4,505,587.98		8,165,669.24	3,660,081.26	4,485,060.27		8,146,141.53	10,616,330.76
Communication Expenses	5020500000	22,279,000.00		22,279,000.00	22,279,000.00	-2,925,923.81	2,925,923.81	22,279,000.00	3,992,791.41	2,446,479.65		4,429,271.07	1,753,975.40	2,657,456.36		4,411,471.76	8,531,728.89
Postage and Courier Services	5020501000	12,961,000.00		12,961,000.00	12,961,000.00	-2,925,923.81	2,925,923.81	12,961,000.00	1,992,791.41	2,446,479.65		2,284,471.79	1,006,493.31	1,278,038.48		2,284,471.79	2,669,528.21
Postage and Courier Services	5020501000	12,961,000.00		12,961,000.00	12,961,000.00	-2,925,923.81	2,925,923.81	12,961,000.00	1,992,791.41	2,446,479.65		2,284,471.79	1,006,493.31	1,278,038.48		2,284,471.79	2,669,528.21
Telephone Expenses	5020502000	4,948,000.00		4,948,000.00	4,948,000.00	-757,784.09	757,784.09	4,948,000.00	1,016,833.31	1,267,638.48		811,068.07	570,852.16	450,215.91		821,068.07	29,919.93
Mobile	5020502001	845,000.00		845,000.00	845,000.00	-272,613.20	272,613.20	845,000.00	381,252.16	439,815.91		1,463,403.72	635,581.15	827,822.57		1,463,403.72	2,639,596.28
Mobile	5020502001	845,000.00		845,000.00	845,000.00	-272,613.20	272,613.20	845,000.00	381,252.16	439,815.91		1,463,403.72	635,581.15	827,822.57		1,463,403.72	2,639,596.28
Landline	5020502002	4,103,000.00		4,103,000.00	4,103,000.00	-485,170.89	485,170.89	4,103,000.00	635,581.15	827,822.57		576,849.64	267,121.34	309,728.30		576,849.64	3,787,150.35
Landline	5020502002	4,103,000.00		4,103,000.00	4,103,000.00	-485,170.89	485,170.89	4,103,000.00	635,581.15	827,822.57		576,849.64	267,121.34	309,728.30		576,849.64	3,787,150.35
Internet Subscription Expenses	5020503000	4,370,000.00	-6,000.01	4,363,999.99	4,370,000.00	-6,000.01	6,000.01	4,363,999.99	267,121.34	309,728.30		576,849.64	267,121.34	309,728.30		576,849.64	
Internet Subscription Expenses	5020503000	4,370,000.00	-6,000.01	4,363,999.99	4,370,000.00	-6,000.01	6,000.01	4,363,999.99	267,121.34	309,728.30		576,849.64	267,121.34	309,728.30		576,849.64	
Cable, Satellite, Telegraph and Radio Expenses	5020504000		6,000.01	6,000.01		6,000.01	-6,000.01	6,000.01	3,000.01	3,000.01		6,000.01	3,000.01	3,000.01		6,000.01	
Cable, Satellite, Telegraph and Radio Expenses	5020504000		6,000.01	6,000.01		6,000.01	-6,000.01	6,000.01	3,000.01	3,000.01		6,000.01	3,000.01	3,000.01		6,000.01	
Confidential, Intelligence and Extraordinary Expenses	5021000000	17,747,000.00		17,747,000.00	17,747,000.00	-3,658,735.34	3,658,735.34	17,747,000.00	5,481,883.30	5,606,752.04		11,088,635.34	5,360,883.30	5,672,752.04		11,033,635.34	6,658,364.66
Confidential, Intelligence and Extraordinary Expenses	5021000000	17,747,000.00		17,747,000.00	17,747,000.00	-3,658,735.34	3,658,735.34	17,747,000.00	5,481,883.30	5,606,752.04		11,088,635.34	5,360,883.30	5,672,752.04		11,033,635.34	6,658,364.66
Extraordinary and Miscellaneous Expenses	5021003000	17,747,000.00		17,747,000.00	17,747,000.00	-3,658,735.34	3,658,735.34	17,747,000.00	5,481,883.30	5,606,752.04		11,088,635.34	5,360,883.30	5,672,752.04		11,033,635.34	6,658,364.66
Extraordinary and Miscellaneous Expenses	5021003000	17,747,000.00		17,747,000.00	17,747,000.00	-3,658,735.34	3,658,735.34	17,747,000.00	5,481,883.30	5,606,752.04		11,088,635.34	5,360,883.30	5,672,752.04		11,033,635.34	6,658,364.66
Professional Services	5021100000	1,530,000.00		1,530,000.00	1,530,000.00	-94,968.00	94,968.00	1,530,000.00	189,901.50	163,616.84		353,518.34	189,901.50	161,116.84		351,018.34	2,500.00
Professional Services	5021100000	1,530,000.00		1,530,000.00	1,530,000.00	-94,968.00	94,968.00	1,530,000.00	189,901.50	163,616.84		353,518.34	189,901.50	161,116.84		351,018.34	2,500.00
Legal Services	5021101000	530,000.00		530,000.00	530,000.00	-3,350.00	3,350.00	530,000.00	95,321.00	24,600.00		119,921.00	95,321.00	22,100.00		117,421.00	2,500.00
Legal Services	5021101000	530,000.00		530,000.00	530,000.00	-3,350.00	3,350.00	530,000.00	95,321.00	24,600.00		119,921.00	95,321.00	22,100.00		117,421.00	2,500.00
Auditing Services	5021102000		91,979.34	91,979.34				91,979.34	48,549.75	43,429.59		91,979.34	48,549.75	43,429.59		91,979.34	
Auditing Services	5021102000		91,979.34	91,979.34				91,979.34	48,549.75	43,429.59		91,979.34	48,549.75	43,429.59		91,979.34	
Consultancy Services	5021103000	1,000,000.00	-233,597.34	766,402.66	1,000,000.00	-233,597.34		766,402.66	46,030.75	95,587.25		141,618.00	46,030.75	95,587.25		141,618.00	
Consultancy Services	5021103000	1,000,000.00	-233,597.34	766,402.66	1,000,000.00	-233,597.34		766,402.66	46,030.75	95,587.25		141,618.00	46,030.75	95,587.25		141,618.00	
ICT Consultancy Services	5021103001	1,000,000.00	-233,597.34	766,402.66	1,000,000.00	-233,597.34		766,402.66	46,030.75	95,587.25		141,618.00	46,030.75	95,587.25		141,618.00	
ICT Consultancy Services	5021103001	1,000,000.00	-233,597.34	766,402.66	1,000,000.00	-233,597.34		766,402.66	46,030.75	95,587.25		141,618.00	46,030.75	95,587.25		141,618.00	
Other Professional Services	5021199000		141,618.00	141,618.00				141,618.00	3,530,909.88	4,352,175.27		8,083,085.15	3,530,909.88	4,352,175.27		8,083,085.15	9,956,914.85
Other Professional Services	5021199000		141,618.00	141,618.00				141,618.00	3,530,909.88	4,352,175.27		8,083,085.15	3,530,909.88	4,352,175.27		8,083,085.15	9,956,914.85
General Services	5021200000	17,140,000.00		17,140,000.00	17,140,000.00	-142,954.92	142,954.92	17,140,000.00	558,740.51	494,177.22		1,052,917.73	558,740.51	494,177.22		1,052,917.73	3,930,082.27
General Services	5021200000	17,140,000.00		17,140,000.00	17,140,000.00	-142,954.92	142,954.92	17,140,000.00	558,740.51	494,177.22		1,052,917.73	558,740.51	494,177.22		1,052,917.73	3,930,082.27
Janitorial Services	5021202000	4,583,000.00		4,583,000.00	4,583,000.00	-142,954.92	142,954.92	4,583,000.00	558,740.51	494,17							


Other Property, Plant and	5021399099		56,479.00	56,479.00	56,479.00	-56,479.00	56,479.00	56,479.00	42,980.00	13,499.00		56,479.00	42,980.00	13,499.00		56,479.00		
Taxes, Insurance Premiums and Other Fees	5021500000	1,758,000.00		1,758,000.00	1,758,000.00	-195,334.65	195,334.65	1,758,000.00	186,055.52	110,993.36		297,048.88	186,055.52	110,993.36		297,048.88		1,460,951.12
Taxes, Duties and Licenses	5021501000	958,000.00		958,000.00	958,000.00	-34,766.22	34,766.22	958,000.00	17,583.11	23,341.23		40,924.34	17,583.11	23,341.23		40,924.34		917,075.66
Fidelity Bond Premiums	5021502000	400,000.00		400,000.00	400,000.00	-87,187.50	87,187.50	400,000.00	37,275.00	71,662.50		108,937.50	37,275.00	71,662.50		108,937.50		291,062.50
Insurance Expenses	5021503000	400,000.00		400,000.00	400,000.00	-73,380.93	73,380.93	400,000.00	131,197.41	15,989.63		147,187.04	131,197.41	15,989.63		147,187.04		252,812.96
Other Maintenance and Operating Expenses	5029900000	55,441,000.00		55,441,000.00	55,441,000.00	-9,341,750.60	9,341,750.60	55,441,000.00	10,731,452.21	10,713,977.89		21,445,430.10	10,731,452.21	10,679,618.52		21,405,070.73		40,359.37
Advertising Expenses	5029901000	192,000.00		192,000.00	192,000.00			192,000.00		29,400.00		29,400.00		29,400.00		29,400.00		162,600.00
Printing and Publication Expenses	5029902000	220,000.00	47,206.82	267,206.82	220,000.00	47,206.82	-99,916.00	39,916.00	267,206.82	113,327.38		267,206.82	113,327.38	153,879.44		267,206.82		39,531.69
Representation Expenses	5029903000	300,000.00		300,000.00	300,000.00	-52,388.00	52,388.00	300,000.00	98,614.75	161,853.56		260,468.31	98,614.75	161,853.56		260,468.31		39,531.69
Transportation and Delivery	5029904000	706,000.00		706,000.00	706,000.00	-42,235.00	42,235.00	706,000.00	19,328.50	22,906.50		42,235.00	19,328.50	22,906.50		42,235.00		663,765.00
Rent/Lease Expenses	5029905000	51,400,000.00	-523,820.13	50,876,179.87	51,400,000.00	-523,820.13	8,687,338.17	50,876,179.87	10,257,709.34	10,009,573.20		20,267,282.54	10,257,709.34	9,969,213.83		20,226,923.17		40,359.37
Rents - Building and Structures	5029907000	2,400,000.00		2,400,000.00	2,400,000.00	-44,349.12	44,349.12	2,400,000.00	43,424.00	58,800.12		102,224.12	43,424.00	58,800.12		102,224.12		2,400,000.00
Cloud Computing Service	5029907099	223,000.00		223,000.00	223,000.00			223,000.00	43,424.00	58,800.12		102,224.12	43,424.00	58,800.12		102,224.12		120,775.88
Other Maintenance and Operating Expenses	5029999000	476,613.31		476,613.31	476,613.31	-475,524.31	475,524.31	476,613.31	199,048.24	277,565.07		476,613.31	199,048.24	277,565.07		476,613.31		
Capital Outlays		10,334,000.00		10,334,000.00	10,334,000.00	-175,169.00	175,169.00	10,334,000.00	80,960.00	140,169.00		221,129.00	80,960.00	140,169.00		221,129.00		10,112,871.00
Property, Plant and Equipment Outlay	5060400000	10,334,000.00		10,334,000.00	10,334,000.00	-175,169.00	175,169.00	10,334,000.00	80,960.00	140,169.00		221,129.00	80,960.00	140,169.00		221,129.00		1,158,169.00
Office Equipment	5060405002	1,334,000.00		1,334,000.00	1,334,000.00	-175,169.00	175,169.00	1,334,000.00	35,000.00	140,169.00		175,169.00	35,000.00	140,169.00		175,169.00		1,158,169.00
Information and Communication Technology Equipment	5060405003	1,900,000.00		1,900,000.00	1,900,000.00			1,900,000.00	45,960.00			45,960.00	45,960.00					1,854,040.00
ICT Software	5060405015	7,100,000.00		7,100,000.00	7,100,000.00			7,100,000.00										7,100,000.00
Automatic Appropriations																		
Retirement and Life Insurance Premiums	1104102	51,774,000.00		51,774,000.00	51,774,000.00	-10,571,888.80	10,571,888.80	51,774,000.00	13,072,339.18	13,444,919.55		26,517,258.73	10,464,691.61	16,052,567.12		26,517,258.73		25,256,741.27
Personnel Services		51,774,000.00		51,774,000.00	51,774,000.00	-10,571,888.80	10,571,888.80	51,774,000.00	13,072,339.18	13,444,919.55		26,517,258.73	10,464,691.61	16,052,567.12		26,517,258.73		25,256,741.27
Personnel Benefit Contributions	5010300000	51,774,000.00		51,774,000.00	51,774,000.00	-10,571,888.80	10,571,888.80	51,774,000.00	13,072,339.18	13,444,919.55		26,517,258.73	10,464,691.61	16,052,567.12		26,517,258.73		25,256,741.27
Retirement and Life Insurance Premiums	5010801000	51,774,000.00		51,774,000.00	51,774,000.00	-10,571,888.80	10,571,888.80	51,774,000.00	13,072,339.18	13,444,919.55		26,517,258.73	10,464,691.61	16,052,567.12		26,517,258.73		25,256,741.27
Retirement and Life Insurance Premiums	5010901000	51,774,000.00		51,774,000.00	51,774,000.00	-10,571,888.80	10,571,888.80	51,774,000.00	13,072,339.18	13,444,919.55		26,517,258.73	10,464,691.61	16,052,567.12		26,517,258.73		25,256,741.27
Special Purpose Fund																		
Pension and Gratuity Fund	1101407	100,684,121.00		100,684,121.00	100,684,121.00			100,684,121.00	33,801,420.79	36,955,628.12		70,757,048.91	33,801,420.79	36,286,754.12		70,088,174.91		668,874.00
Personnel Services		100,684,121.00		100,684,121.00	100,684,121.00			100,684,121.00	33,801,420.79	36,955,628.12		70,757,048.91	33,801,420.79	36,286,754.12		70,088,174.91		668,874.00
Other Personnel Benefits	5010400000	100,684,121.00		100,684,121.00	100,684,121.00			100,684,121.00	23,882,958.00	24,518,313.91		48,401,271.91	23,882,958.00	24,518,313.91		48,401,271.91		25,083,753.09
Pension Benefits - Civilian	5010401000	73,485,025.00		73,485,025.00	73,485,025.00			73,485,025.00	23,882,958.00	24,518,313.91		48,401,271.91	23,882,958.00	24,518,313.91		48,401,271.91		668,874.00
Terminal Leave Benefits - Civilian	5010403000	27,199,096.00		27,199,096.00	27,199,096.00			27,199,096.00	9,918,462.79	12,437,314.21		22,355,777.00	9,918,462.79	11,768,440.21		21,586,903.00		668,874.00
Terminal Leave Benefits - Civilian	5010403001	27,199,096.00		27,199,096.00	27,199,096.00			27,199,096.00	9,918,462.79	12,437,314.21		22,355,777.00	9,918,462.79	11,768,440.21		21,586,903.00		668,874.00
GRAND TOTAL																		
Grand Total		1,192,321,000.00	100,684,121.00	1,293,005,121.00	1,206,640,315.00	-201,424,455.98	201,424,455.98	1,206,640,315.00	286,068,493.09	345,378,425.25		631,446,884.34	281,955,452.73	347,611,675.26		630,567,127.99	86,364,806.00	575,193,450.66

Certified Correct:

 MARIA CAROLINA N. SERVANTES
 Administrative Officer IV/Acting Budget Officer
 Date: 11/Jul/2018

Certified Correct:

 HAROLD M. CARBO
 Accountant IV
 Date:

Recommended By:

 ELVIR CRUZ
 Director II, MAD
 Date: 11/Jul/2018

Approved By:

 GENARO N. NOGRALES
 Mayor
 Date: 11/Jul/2018

List of Allotments and Sub-Allotments
As of the quarter ending June 30, 2018

Report Status :SUBMITTED

Authorization :01 - Current Year Appropriations

Department : Department of Labor and Employment (DOLE)
Agency : National Labor Relations Commission
Operating Unit : Central Office
Organization Code (UACS) : 180840100000
Funding Source Code (as clustered) : 01 - Regular Agency Fund
(e.g. Fund Cluster: 101,102, 101)

No.	Allotments / Sub-Allotments Number	Date	Funding Source Description	UACS Code	Allotments				Sub-Allotment to Regions/Operating Units				Total Allotments / Net of Sub-Allotments							
					PS	MOOE	CO	FINEX	Total	PS	MOOE	CO	FINEX	Total	PS	MOOE	CO	FINEX	Total	
1	2	3	4	5	6	7	8	9	10=(6+7+8+9)	11	12	13	14	11+12+13	16	17	18	19	16+17+18+19	
A. Allotments Received From DBM																				
1	GAA FY 2018	2018-01-10	Specific Budgets of National Government Agencies	01101101	892,347,000.00	160,613,000.00	10,334,000.00		1,031,294,000.00	(165,524,755.52)	(25,152,642.66)	(175,169.00)		(190,859.18)	694,822,244.48	135,460,357.34	10,158,831.00		441,432.82	
2	GARC	2018-01-10	Retirement and Life Insurance Premiums	01104102	51,774,000.00				51,774,000.00	(10,571,888.80)				(10,571.68)	41,202,111.20				891,807.00	
3	SARO-BMB-B-18-000026	2018-01-12	Pension and Gratuity Fund	01101101	3,831,807.00				3,831,807.00						448,781.00				448,781.00	
4	SARO-BMB-B-18-000050	2018-01-10	Specific Budgets of National Government Agencies	01101407	448,781.00				448,781.00						148,230.00				148,230.00	
5	SARO-BMB-B-18-000030	2018-01-10	Pension and Gratuity Fund	01101407	148,230.00				148,230.00						83,814.00				83,814.00	
6	SARO-BMB-B-18-000025	2018-01-12	Pension and Gratuity Fund	01101407	33,814.00				33,814.00						50,111.00				50,111.00	
7	SARO-BMB-B-18-000044	2018-01-23	Pension and Gratuity Fund	01101407	83,814.00				83,814.00						53,429.00				53,429.00	
8	SARO-BMB-B-18-000045	2018-01-29	Pension and Gratuity Fund	01101407	50,111.00				50,111.00						23,452,413.00				23,452,413.00	
9	SARO-BMB-B-18-000044	2018-01-29	Specific Budgets of National Government Agencies	01101101	53,429.00				53,429.00						162,385.00				162,385.00	
10	SARO-BMB-B-18-000125	2018-02-09	Pension and Gratuity Fund	01101407	23,452,413.00				23,452,413.00						1,352,576.00				1,352,576.00	
11	SARO-BMB-B-18-000182	2018-02-14	Pension and Gratuity Fund	01101407	162,385.00				162,385.00						4,444,957.00				4,444,957.00	
12	SARO-BMB-B-18-000182	2018-02-14	Pension and Gratuity Fund	01101407	1,352,576.00				1,352,576.00						447,726.00				447,726.00	
13	SARO-BMB-B-18-000182	2018-02-14	Pension and Gratuity Fund	01101407	4,444,957.00				4,444,957.00						447,726.00				447,726.00	
14	SARO-BMB-B-18-000182	2018-02-15	Pension and Gratuity Fund	01101407	447,726.00				447,726.00						251,170.00				251,170.00	
15	SARO-BMB-B-18-000182	2018-02-19	Pension and Gratuity Fund	01101407	447,726.00				447,726.00						123,824.00				123,824.00	
16	SARO-BMB-B-18-000182	2018-02-22	Pension and Gratuity Fund	01101407	251,170.00				251,170.00						61,912.00				61,912.00	
17	SARO-BMB-B-18-000382	2018-03-01	Pension and Gratuity Fund	01101407	123,824.00				123,824.00						249,775.00				249,775.00	
18	SARO-BMB-B-18-000584	2018-03-14	Pension and Gratuity Fund	01101407	61,912.00				61,912.00						7,831,079.00				7,831,079.00	
19	SARO-BMB-B-18-000584	2018-03-19	Pension and Gratuity Fund	01101407	249,775.00				249,775.00						2,539,831.00				2,539,831.00	
20	SARO-BMB-B-18-000584	2018-03-19	Specific Budgets of National Government Agencies	01101101	7,831,079.00				7,831,079.00						709,344.00				709,344.00	
21	SARO-BMB-B-18-000584	2018-03-19	Pension and Gratuity Fund	01101407	2,539,831.00				2,539,831.00						234,896.00				234,896.00	
22	SARO-BMB-B-18-000584	2018-03-23	Pension and Gratuity Fund	01101407	709,344.00				709,344.00						20,072.00				20,072.00	
23	SARO-BMB-B-18-000584	2018-04-03	Pension and Gratuity Fund	01101407	234,896.00				234,896.00						205,520.00				205,520.00	
24	SARO-BMB-B-18-000790	2018-04-04	Pension and Gratuity Fund	01101407	20,072.00				20,072.00						592,781.00				592,781.00	
25	SARO-BMB-B-18-000790	2018-04-06	Pension and Gratuity Fund	01101407	205,520.00				205,520.00						369,180.00				369,180.00	
26	SARO-BMB-B-18-000831	2018-04-10	Pension and Gratuity Fund	01101407	369,180.00				369,180.00						35,708.00				35,708.00	
27	SARO-BMB-B-18-000897	2018-04-16	Pension and Gratuity Fund	01101407	35,708.00				35,708.00						1,239,225.00				1,239,225.00	
28	SARO-BMB-B-18-000900	2018-04-17	Pension and Gratuity Fund	01101407	1,239,225.00				1,239,225.00						2,832,287.00				2,832,287.00	
29	SARO-BMB-B-18-000926	2018-04-19	Pension and Gratuity Fund	01101407	2,832,287.00				2,832,287.00						84,892.00				84,892.00	
30	SARO-BMB-B-18-000971	2018-04-25	Pension and Gratuity Fund	01101407	84,892.00				84,892.00						92,820.00				92,820.00	
31	SARO-BMB-B-18-001035	2018-05-04	Pension and Gratuity Fund	01101407	92,820.00				92,820.00						10,628.00				10,628.00	
32	SARO-BMB-B-18-001035	2018-05-04	Pension and Gratuity Fund	01101407	10,628.00				10,628.00						721,675.00				721,675.00	
33	SARO-BMB-B-18-001035	2018-05-08	Pension and Gratuity Fund	01101407	721,675.00				721,675.00						318,366.00				318,366.00	
34	SARO-BMB-B-18-001194	2018-05-11	Pension and Gratuity Fund	01101407	318,366.00				318,366.00						123,824.00				123,824.00	
35	SARO-BMB-B-18-001294	2018-05-16	Pension and Gratuity Fund	01101407	123,824.00				123,824.00						582,361.00				582,361.00	
36	SARO-BMB-B-18-001278	2018-05-18	Pension and Gratuity Fund	01101407	582,361.00				582,361.00						123,824.00				123,824.00	
37	SARO-BMB-B-18-001302	2018-05-24	Pension and Gratuity Fund	01101407	123,824.00				123,824.00						33,557.00				33,557.00	
38	SARO-BMB-B-18-001302	2018-05-29	Pension and Gratuity Fund	01101407	33,557.00				33,557.00						42,446.00				42,446.00	
39	SARO-BMB-B-18-001302	2018-06-01	Pension and Gratuity Fund	01101407	42,446.00				42,446.00						55,725.00				55,725.00	
40	SARO-BMB-B-18-001302	2018-06-01	Pension and Gratuity Fund	01101407	55,725.00				55,725.00						578,172.00				578,172.00	
41	SARO-BMB-B-18-001310	2018-06-04	Pension and Gratuity Fund	01101407	578,172.00				578,172.00						1,612,922.00				1,612,922.00	
42	SARO-BMB-B-18-001310	2018-06-04	Specific Budgets of National Government Agencies	01101101	1,612,922.00				1,612,922.00						133,168.00				133,168.00	
43	SARO-BMB-B-18-001310	2018-06-07	Pension and Gratuity Fund	01101407	133,168.00				133,168.00						2,551,748.00				2,551,748.00	
44	SARO-BMB-B-18-001310	2018-06-14	Pension and Gratuity Fund	01101407	2,551,748.00				2,551,748.00						654,013.00				654,013.00	
45	SARO-BMB-B-18-001310	2018-06-16	Pension and Gratuity Fund	01101407	13,881.00				13,881.00						9,029,810.00				9,029,810.00	
46	SARO-BMB-B-18-001310	2018-06-18	Pension and Gratuity Fund	01101407	654,013.00				654,013.00						528,047.00				528,047.00	
47	SARO-BMB-B-18-001401	2018-06-19	Specific Budgets of National Government Agencies	01101101	528,047.00				528,047.00						688,874.00				688,874.00	
48	SARO-BMB-B-18-001401	2018-06-20	Specific Budgets of National Government Agencies	01101101	688,874.00				688,874.00						4,764,432.00				4,764,432.00	
49	SARO-BMB-B-18-001462	2018-06-29	Pension and Gratuity Fund	01101407	4,764,432.00				4,764,432.00						78,882.00				78,882.00	
50	SARO-BMB-B-18-001476	2018-06-29	Pension and Gratuity Fund	01101407	78,882.00				78,882.00						24,392,125.00				24,392,125.00	
51	SARO-BMB-B-18-001477	2018-06-29	Pension and Gratuity Fund	01101407	24,392,125.00				24,392,125.00						116,096,544.32				116,096,544.32	
Sub-total					1,035,693,315.00	160,613,000.00	10,334,000.00		1,206,640,315.00	(176,096,644.32)	(25,152,642.66)	(175,169.00)		(201,424.68)	859,596,670.68	135,460,357.34	10,158,831.00		115,859.02	
B. Sub-allotments received from Central Office/Regional Office					1,035,693,315.00	160,613,000.00	10,334,000.00		1,206,640,315.00	(176,096,644.32)	(25,152,642.66)	(175,169.00)		(201,424.68)	859,596,670.68	135,460,357.34	10,158,831.00		115,859.02	
Total Allotments																				
Summary by Funding Source Code:																				
Specific Budgets of National Government Agencies					01101101	893,259,194.00	160,613,000.00	10,334,000.00		1,054,196,194.00	(165,524,755.52)	(25,152,642.66)	(175,169.00)		(190,859.18)	717,710,436.48	135,460,357.34	10,158,831.00		329,626.82
Pension and Gratuity Fund					01101407	78,091,392.00				78,091,392.00					176,013,000.00				176,013,000.00	
Retirement and Life Insurance Premiums					01104102	51,774,000.00				51,774,000.00	(10,571,888.80)			(10,571.68)	41,202,111.20					