

STATEMENT OF APPROPRIATIONS, ALLOTMENTS, OBLIGATIONS, DISBURSEMENTS AND BALANCES  
As at the Quarter Ending September 30, 2020

Department : Department of Labor and Employment (DOLE)  
Agency/Entity : National Labor Relations Commission  
Operating Unit : Central Office  
Organization Code : 16 004 0100000  
Fund Cluster : 01 Regular Agency Fund

X	Current Year Appropriations
	Supplemental
	Continuing Appropriations

(e.g. UACS Fund Cluster: 01-Regular Agency Fund, 02-Foreign Assisted Projects Fund, 03-Special Account-Locally Funded/Domestic Grants Fund, and 04-Special Account-Foreign Assisted/Foreign Grants Fund)

Particulars	UACS CODE	Appropriations			Allotments			Current Year Obligations					Current Year Disbursements					Balances					
		Authorized Appropriations	Adjustments (Transfer To/From, Modifications)	Adjusted Appropriations	Allotments Received	Adjustments (Reductions, Modifications, Augmentations)	Transfer To	Transfer From	Adjusted Total Allotments	1st Quarter Ending March 31	2nd Quarter Ending June 30	3rd Quarter Ending Sept. 30	4th Quarter Ending Dec. 31	TOTAL	1st Quarter Ending March 31	2nd Quarter Ending June 30	3rd Quarter Ending Sept. 30	4th Quarter Ending Dec. 31	TOTAL	Unreleased Appro	Unobligated Allotments	Unpaid Obligations (15-20)=(23+24)	
		3	4	5=(3+4)	6	7	8	9	10=[(6+(-17)-8)+9]	11	12	13	14	15=(11+12+13+14)	16	17	18	19	20=(16+17+18+19)	21	22	23	24
I Agency Specific Budget		1,242,633,000.00	(14,850,000.00)	1,227,783,000.00	1,227,783,000.00	0.00	0.00	0.00	1,227,783,000.00	331,316,928.24	261,639,123.62	370,615,990.22	0.00	963,572,042.08	329,325,146.13	263,364,106.15	356,929,170.13	0.00	949,618,422.41	0.00	264,210,957.92	0.00	13,953,619.67
General Administration and Support	1000000000000000	194,551,000.00	(14,850,000.00)	179,701,000.00	179,701,000.00	0.00	0.00	0.00	179,701,000.00	50,146,014.86	46,068,240.13	95,077,059.92	0.00	191,291,314.91	50,096,638.86	46,094,276.54	82,220,869.40	0.00	178,411,784.80	0.00	(11,590,314.91)	0.00	12,879,530.11
General Management and Supervision	100000100001000	165,830,000.00	(14,850,000.00)	150,980,000.00	150,980,000.00	0.00	0.00	0.00	150,980,000.00	50,146,014.86	44,839,288.13	95,077,059.92	0.00	190,062,372.91	50,096,638.86	44,865,334.54	82,220,869.40	0.00	177,182,842.80	0.00	(39,082,372.91)	0.00	12,879,530.11
PS		72,855,000.00	0.00	72,855,000.00	72,855,000.00	0.00	0.00	0.00	72,855,000.00	34,131,682.58	26,918,118.72	70,777,365.92	0.00	131,827,167.22	34,131,682.58	26,918,118.72	58,825,864.59	0.00	119,875,665.89	0.00	(58,972,167.22)	0.00	11,951,501.33
MOOE		83,620,000.00	(7,700,000.00)	75,920,000.00	75,920,000.00	0.00	0.00	0.00	75,920,000.00	16,014,332.28	17,921,179.41	22,200,707.60	0.00	56,136,219.29	15,964,956.28	17,947,215.82	22,180,118.41	0.00	56,092,290.51	0.00	19,783,780.71	0.00	43,928.78
CO		9,355,000.00	(7,150,000.00)	2,205,000.00	2,205,000.00	0.00	0.00	0.00	2,205,000.00	0.00	0.00	2,098,986.40	0.00	2,098,986.40	0.00	0.00	1,214,886.40	0.00	1,214,886.40	0.00	106,013.60	0.00	884,100.00
Administration of Personnel Benefits	100000100002000	28,721,000.00	0.00	28,721,000.00	28,721,000.00	0.00	0.00	0.00	28,721,000.00	0.00	1,228,942.00	0.00	0.00	1,228,942.00	0.00	1,228,942.00	0.00	1,228,942.00	0.00	27,492,058.00	0.00	0.00	0.00
PS		28,721,000.00	0.00	28,721,000.00	28,721,000.00	0.00	0.00	0.00	28,721,000.00	0.00	1,228,942.00	0.00	0.00	1,228,942.00	0.00	1,228,942.00	0.00	1,228,942.00	0.00	27,492,058.00	0.00	0.00	0.00
Sub-Total, General Administration and Support		194,551,000.00	(14,850,000.00)	179,701,000.00	179,701,000.00	0.00	0.00	0.00	179,701,000.00	50,146,014.86	46,068,240.13	95,077,059.92	0.00	191,291,314.91	50,096,638.86	46,094,276.54	82,220,869.40	0.00	178,411,784.80	0.00	(11,590,314.91)	0.00	12,879,530.11
PS		101,576,000.00	0.00	101,576,000.00	101,576,000.00	0.00	0.00	0.00	101,576,000.00	34,131,682.58	28,147,060.72	70,777,365.92	0.00	133,056,109.22	34,131,682.58	28,147,060.72	58,825,864.59	0.00	121,104,607.89	0.00	(31,480,109.22)	0.00	11,951,501.33
MOOE		83,620,000.00	(7,700,000.00)	75,920,000.00	75,920,000.00	0.00	0.00	0.00	75,920,000.00	16,014,332.28	17,921,179.41	22,200,707.60	0.00	56,136,219.29	15,964,956.28	17,947,215.82	22,180,118.41	0.00	56,092,290.51	0.00	19,783,780.71	0.00	43,928.78
FinEx (if Applicable)		0.00	0.00	0.00	0.00	0.00	0.00	0.00	0.00	0.00	0.00	0.00	0.00	0.00	0.00	0.00	0.00	0.00	0.00	0.00	0.00	0.00	0.00
CO		9,355,000.00	(7,150,000.00)	2,205,000.00	2,205,000.00	0.00	0.00	0.00	2,205,000.00	0.00	0.00	2,098,986.40	0.00	2,098,986.40	0.00	0.00	1,214,886.40	0.00	1,214,886.40	0.00	106,013.60	0.00	884,100.00
Operations	3000000000000000	1,048,082,000.00	0.00	1,048,082,000.00	1,048,082,000.00	0.00	0.00	0.00	1,048,082,000.00	281,170,913.38	215,570,883.49	275,538,930.30	0.00	772,280,727.17	279,228,507.27	217,269,829.61	274,708,300.73	0.00	771,206,637.61	0.00	275,801,272.83	0.00	1,074,089.56
OO : Due process in resolving labor disputes ensured		1,048,082,000.00	0.00	1,048,082,000.00	1,048,082,000.00	0.00	0.00	0.00	1,048,082,000.00	281,170,913.38	215,570,883.49	275,538,930.30	0.00	772,280,727.17	279,228,507.27	217,269,829.61	274,708,300.73	0.00	771,206,637.61	0.00	275,801,272.83	0.00	1,074,089.56
LABOR ARBITRATION PROGRAM		1,048,082,000.00	0.00	1,048,082,000.00	1,048,082,000.00	0.00	0.00	0.00	1,048,082,000.00	281,170,913.38	215,570,883.49	275,538,930.30	0.00	772,280,727.17	279,228,507.27	217,269,829.61	274,708,300.73	0.00	771,206,637.61	0.00	275,801,272.83	0.00	1,074,089.56
Resolution of Appealed Labor Cases	310100100001000	311,207,000.00	0.00	311,207,000.00	311,207,000.00	0.00	0.00	0.00	311,207,000.00	109,344,780.97	79,968,417.38	115,363,367.17	0.00	304,676,565.52	109,344,780.97	79,968,417.38	115,001,283.85	0.00	304,314,482.20	0.00	6,530,434.48	0.00	362,083.32
PS		272,773,000.00	0.00	272,773,000.00	272,773,000.00	0.00	0.00	0.00	272,773,000.00	104,278,282.26	78,193,202.46	109,137,833.40	0.00	291,809,318.12	104,278,282.26	78,193,202.46	108,814,750.08	0.00	291,286,234.80	0.00	(18,836,318.12)	0.00	323,083.32
MOOE		38,434,000.00	0.00	38,434,000.00	38,434,000.00	0.00	0.00	0.00	38,434,000.00	5,066,498.71	1,775,214.92	6,225,533.77	0.00	13,067,247.40	5,066,498.71	1,775,214.92	6,186,533.77	0.00	13,028,247.40	0.00	25,366,752.60	0.00	39,000.00
Arbitration of Labor Cases	310100100002000	736,875,000.00	0.00	736,875,000.00	736,875,000.00	0.00	0.00	0.00	736,875,000.00	171,826,132.41	135,602,466.11	160,175,563.13	0.00	467,604,161.65	169,843,726.30	137,301,412.23	159,707,016.88	0.00	466,892,155.41	0.00	269,270,838.36	0.00	712,006.24
PS		657,392,000.00	0.00	657,392,000.00	657,392,000.00	0.00	0.00	0.00	657,392,000.00	157,397,531.21	127,201,842.57	146,451,800.86	0.00	431,051,174.64	155,455,125.10	128,934,620.20	146,039,077.58	0.00	430,428,822.88	0.00	226,340,825.36	0.00	622,351.76
MOOE		79,183,000.00	0.00	79,183,000.00	79,183,000.00	0.00	0.00	0.00	79,183,000.00	14,428,601.20	8,400,623.54	13,723,762.27	0.00	36,552,987.01	14,428,601.20	8,366,792.03	13,667,839.30	0.00	36,463,332.53	0.00	42,630,012.99	0.00	89,654.48
CO		300,000.00	0.00	300,000.00	300,000.00	0.00	0.00	0.00	300,000.00	0.00	0.00	0.00	0.00	0.00	0.00	0.00	0.00	0.00	0.00	0.00	300,000.00	0.00	0.00

Department : Department of Labor and Employment (DOLE)  
 Agency/Entity : National Labor Relations Commission  
 Operating Unit : Central Office  
 Organization Code : 16 004 0100000  
 Fund Cluster : 01 Regular Agency Fund

X	Current Year Appropriations
	Supplemental
	Continuing Appropriations

(e.g. UACS Fund Cluster: 01-Regular Agency Fund, 02-Foreign Assisted Projects Fund, 03-Special Account-Locally Funded/Domestic Grants Fund, and 04-Special Account-Foreign Assisted/Foreign Grants Fund)

Particulars	UACS CODE	Appropriations		Allotments		Current Year Obligations										Current Year Disbursements					Balances			
		Authorized Appropriations	Transfer To/From, Modifications/	Adjusted Appropriations	Allotments Received	Adjustments (Reductions/ Modifications/ Augmentations)	Transfer To	Transfer From	Adjusted Total Allotments	1st Quarter Ending March 31	2nd Quarter Ending June 30	3rd Quarter Ending Sept. 30	4th Quarter Ending Dec. 31	TOTAL	1st Quarter Ending March 31	2nd Quarter Ending June 30	3rd Quarter Ending Sept. 30	4th Quarter Ending Dec. 31	TOTAL	Unreleased Appro	Unobligated Allotments	Unpaid Obligations (15-20)=(23-24)		
																						10=([6+]-[7]-[8+9])	11	12
Sub-Total, Operations		1,048,082,000.00	0.00	1,048,082,000.00	1,048,082,000.00	0.00	0.00	0.00	1,048,082,000.00	281,170,913.38	215,570,883.48	275,538,930.30	0.00	772,280,727.17	279,228,507.27	217,299,829.61	274,708,300.73	0.00	771,236,637.61	0.00	275,801,272.83	0.00	1,074,089.56	
PS		930,165,000.00	0.00	930,165,000.00	930,165,000.00	0.00	0.00	0.00	930,165,000.00	261,675,813.47	205,395,045.03	255,589,634.26	0.00	722,660,492.76	299,733,407.36	207,127,822.66	254,853,827.66	0.00	721,715,057.68	0.00	207,504,507.24	0.00	945,435.08	
MOOE		117,617,000.00	0.00	117,617,000.00	117,617,000.00	0.00	0.00	0.00	117,617,000.00	19,495,099.91	10,175,838.46	19,949,296.04	0.00	49,620,234.41	19,495,099.91	10,142,006.95	19,854,473.07	0.00	49,491,579.93	0.00	67,996,765.99	0.00	128,654.48	
FinEx (if Applicable)		0.00	0.00	0.00	0.00	0.00	0.00	0.00	0.00	0.00	0.00	0.00	0.00	0.00	0.00	0.00	0.00	0.00	0.00	0.00	0.00	0.00	0.00	
CO		300,000.00	0.00	300,000.00	300,000.00	0.00	0.00	0.00	300,000.00	0.00	0.00	0.00	0.00	0.00	0.00	0.00	0.00	0.00	0.00	0.00	300,000.00	0.00	0.00	
Sub-Total, I. Agency Specific Budget		1,242,633,000.00	(14,850,000.00)	1,227,783,000.00	1,227,783,000.00	0.00	0.00	0.00	1,227,783,000.00	331,316,928.24	261,639,123.82	370,615,990.22	0.00	963,572,042.08	329,225,146.13	263,364,106.15	356,929,170.13	0.00	949,618,422.41	0.00	264,210,967.82	0.00	13,953,619.67	
PS		1,031,741,000.00	0.00	1,031,741,000.00	1,031,741,000.00	0.00	0.00	0.00	1,031,741,000.00	295,807,496.05	233,542,105.75	326,367,000.18	0.00	855,716,601.98	293,865,089.94	235,274,883.38	313,679,892.25	0.00	842,819,665.57	0.00	176,024,398.02	0.00	12,896,836.41	
MOOE		201,237,000.00	(7,700,000.00)	193,537,000.00	193,537,000.00	0.00	0.00	0.00	193,537,000.00	35,509,432.19	28,097,017.87	42,150,003.64	0.00	105,756,453.70	35,460,056.19	28,089,222.77	42,034,591.48	0.00	105,583,870.44	0.00	87,780,546.30	0.00	172,583.26	
FinEx (if Applicable)		0.00	0.00	0.00	0.00	0.00	0.00	0.00	0.00	0.00	0.00	0.00	0.00	0.00	0.00	0.00	0.00	0.00	0.00	0.00	0.00	0.00	0.00	
CO		9,855,000.00	(7,150,000.00)	2,505,000.00	2,505,000.00	0.00	0.00	0.00	2,505,000.00	0.00	0.00	2,098,986.40	0.00	2,098,986.40	0.00	0.00	0.00	0.00	1,214,886.40	0.00	406,013.60	0.00	884,100.00	
II. Automatic Appropriations		61,398,000.00	(44,432,000.00)	16,966,000.00	63,013,000.00	(46,047,000.00)	0.00	0.00	16,966,000.00	15,164,554.36	606,204.43	21,624.21	0.00	15,792,383.00	15,004,628.37	752,203.42	29,963.55	0.00	15,786,795.34	0.00	1,173,617.00	0.00	5,587.66	
Specific Budgets of National Government Agencies		61,398,000.00	(44,432,000.00)	16,966,000.00	63,013,000.00	(46,047,000.00)	0.00	0.00	16,966,000.00	15,164,554.36	606,204.43	21,624.21	0.00	15,792,383.00	15,004,628.37	752,203.42	29,963.55	0.00	15,786,795.34	0.00	1,173,617.00	0.00	5,587.66	
Retirement and Life Insurance Premiums		61,398,000.00	(44,432,000.00)	16,966,000.00	63,013,000.00	(46,047,000.00)	0.00	0.00	16,966,000.00	15,164,554.36	606,204.43	21,624.21	0.00	15,792,383.00	15,004,628.37	752,203.42	29,963.55	0.00	15,786,795.34	0.00	1,173,617.00	0.00	5,587.66	
PS		61,398,000.00	(44,432,000.00)	16,966,000.00	63,013,000.00	(46,047,000.00)	0.00	0.00	16,966,000.00	15,164,554.36	606,204.43	21,624.21	0.00	15,792,383.00	15,004,628.37	752,203.42	29,963.55	0.00	15,786,795.34	0.00	1,173,617.00	0.00	5,587.66	
Sub-Total II. Automatic Appropriations		61,398,000.00	(44,432,000.00)	16,966,000.00	63,013,000.00	(46,047,000.00)	0.00	0.00	16,966,000.00	15,164,554.36	606,204.43	21,624.21	0.00	15,792,383.00	15,004,628.37	752,203.42	29,963.55	0.00	15,786,795.34	0.00	1,173,617.00	0.00	5,587.66	
PS		61,398,000.00	(44,432,000.00)	16,966,000.00	63,013,000.00	(46,047,000.00)	0.00	0.00	16,966,000.00	15,164,554.36	606,204.43	21,624.21	0.00	15,792,383.00	15,004,628.37	752,203.42	29,963.55	0.00	15,786,795.34	0.00	1,173,617.00	0.00	5,587.66	
MOOE		0.00	0.00	0.00	0.00	0.00	0.00	0.00	0.00	0.00	0.00	0.00	0.00	0.00	0.00	0.00	0.00	0.00	0.00	0.00	0.00	0.00	0.00	
FinEx		0.00	0.00	0.00	0.00	0.00	0.00	0.00	0.00	0.00	0.00	0.00	0.00	0.00	0.00	0.00	0.00	0.00	0.00	0.00	0.00	0.00	0.00	
CO		0.00	0.00	0.00	0.00	0.00	0.00	0.00	0.00	0.00	0.00	0.00	0.00	0.00	0.00	0.00	0.00	0.00	0.00	0.00	0.00	0.00	0.00	
III. Special Purpose Fund		0.00	233,335,517.00	233,335,517.00	0.00	233,335,517.00	0.00	0.00	233,335,517.00	71,282,328.55	24,930,476.50	51,216,741.00	0.00	147,429,546.05	71,237,797.30	24,963,057.50	51,216,741.00	0.00	147,417,595.80	0.00	85,905,970.95	0.00	11,950.25	
Miscellaneous Personnel Benefits Fund		0.00	118,662,123.00	118,662,123.00	0.00	118,662,123.00	0.00	0.00	118,662,123.00	32,620,564.55	72,625.50	29,532.00	0.00	32,722,722.05	32,576,033.30	105,206.50	29,532.00	0.00	32,710,771.80	0.00	85,939,400.95	0.00	11,950.25	
PS		0.00	118,662,123.00	118,662,123.00	0.00	118,662,123.00	0.00	0.00	118,662,123.00	32,620,564.55	72,625.50	29,532.00	0.00	32,722,722.05	32,576,033.30	105,206.50	29,532.00	0.00	32,710,771.80	0.00	85,939,400.95	0.00	11,950.25	
Pension and Gratuity Fund		0.00	114,673,394.00	114,673,394.00	0.00	114,673,394.00	0.00	0.00	114,673,394.00	38,661,764.00	24,857,851.00	51,187,209.00	0.00	114,706,824.00	38,661,764.00	24,857,851.00	51,187,209.00	0.00	114,706,824.00	0.00	(33,430.00)	0.00	0.00	
PS		0.00	114,673,394.00	114,673,394.00	0.00	114,673,394.00	0.00	0.00	114,673,394.00	38,661,764.00	24,857,851.00	51,187,209.00	0.00	114,706,824.00	38,661,764.00	24,857,851.00	51,187,209.00	0.00	114,706,824.00	0.00	(33,430.00)	0.00	0.00	
Sub-Total III. Special Purpose Fund		0.00	233,335,517.00	233,335,517.00	0.00	233,335,517.00	0.00	0.00	233,335,517.00	71,282,328.55	24,930,476.50	51,216,741.00	0.00	147,429,546.05	71,237,797.30	24,963,057.50	51,216,741.00	0.00	147,417,595.80	0.00	85,905,970.95	0.00	11,950.25	
PS		0.00	233,335,517.00	233,335,517.00	0.00	233,335,517.00	0.00	0.00	233,335,517.00	71,282,328.55	24,930,476.50	51,216,741.00	0.00	147,429,546.05	71,237,797.30	24,963,057.50	51,216,741.00	0.00	147,417,595.80	0.00	85,905,970.95	0.00	11,950.25	
MOOE		0.00	0.00	0.00	0.00	0.00	0.00	0.00	0.00	0.00	0.00	0.00	0.00	0.00	0.00	0.00	0.00	0.00	0.00	0.00	0.00	0.00	0.00	
FinEx		0.00	0.00	0.00	0.00	0.00	0.00	0.00	0.00	0.00	0.00	0.00	0.00	0.00	0.00	0.00	0.00	0.00	0.00	0.00	0.00	0.00	0.00	
CO		0.00	0.00	0.00	0.00	0.00	0.00	0.00	0.00	0.00	0.00	0.00	0.00	0.00	0.00	0.00	0.00	0.00	0.00	0.00	0.00	0.00	0.00	
GRAND TOTAL		1,304,031,000.00	174,053,517.00	1,478,084,517.00	1,290,796,000.00	187,288,517.00	0.00	0.00	1,478,084,517.00	417,763,811.15	287,175,804.55	421,854,355.43	0.00	1,126,793,971.13	415,567,571.80	289,079,367.07	408,175,874.68	0.00	1,112,822,813.55	0.00	351,290,545.87	0.00	13,971,157.58	
PS		1,093,139,000.00	188,903,517.00	1,282,042,517.00	1,094,754,000.00	187,288,517.00	0.00	0.00	1,282,042,517.00	382,254,786.96	259,078,786.68	377,605,365.38	0.00	1,018,938,531.03	380,107,515.61	290,990,144.30	364,926,396.80	0.00	1,006,024,056.71	0.00	263,103,965.97	0.00	12,914,474.32	
MOOE		201,237,000.00	(7,700,000.00)	193,537,000.00	193,537,000.00	0.00	0.00	0.00	193,537,000.00	35,509,432.19	28,097,017.87	42,150,003.64	0.00	105,756,453.70	35,460,056.19	28,089,222.77	42,034,591.48	0.00	105,583,870.44	0.00	87,780,546.30	0.00	172,583.26	


Department : Department of Labor and Employment (DOLE)  
 Agency/Entity : National Labor Relations Commission  
 Operating Unit : Central Office  
 Organization Code : 16 004 0100000  
 Fund Cluster : 01 Regular Agency Fund

X	Current Year Appropriations
	Supplemental
	Continuing Appropriations


(e.g. UACS Fund Cluster: 01-Regular Agency Fund, 02-Foreign Assisted Projects Fund, 03-Special Account-Locally Funded/Domestic Grants Fund, and 04-Special Account-Foreign Assisted/Foreign Grants Fund)

Particulars	UACS CODE	Appropriations			Allotments			Current Year Obligations							Current Year Disbursements					Balances			
		Authorized Appropriations	Adjustments (Transfer To/From, Modifications/)	Adjusted Appropriations	Allotments Received	Adjustments (Reductions, Modifications/ Augmentations)	Transfer To	Transfer From	Adjusted Total Allotments	1st Quarter Ending March 31	2nd Quarter Ending June 30	3rd Quarter Ending Sept. 30	4th Quarter Ending Dec. 31	TOTAL	1st Quarter Ending March 31	2nd Quarter Ending June 30	3rd Quarter Ending Sept. 30	4th Quarter Ending Dec. 31	TOTAL	Unreleased Appro	Unobligated Allotments	Unpaid Obligations (15-20)=(23+24)	
																						Due and Demandable	Not Yet Due and Demandable
1	2	3	4	5=(3+4)	6	7	8	9	10=[(6+(-7))-8+9]	11	12	13	14	15=(11+12+13+14)	16	17	18	19	20=(16+17+18+19)	21	22	23	24
CO		9,655,000.00	(7,150,000.00)	2,505,000.00	2,505,000.00	0.00	0.00	0.00	2,505,000.00	0.00	0.00	2,098,986.40	0.00	2,098,986.40	0.00	0.00	1,214,886.40	0.00	1,214,886.40	0.00	406,013.00	0.00	884,100.00
Recapitulation by OO:																							
Agency Specific Budget		1,048,082,000.00	0.00	1,048,082,000.00	1,048,082,000.00	0.00	0.00	0.00	1,048,082,000.00	281,170,913.38	215,570,883.49	275,538,930.30	0.00	772,280,727.17	279,228,507.27	217,269,829.61	274,708,300.73	0.00	771,206,637.61	0.00	275,801,272.83	0.00	1,074,089.56
LABOR ARBITRATION PROGRAM		1,048,082,000.00	0.00	1,048,082,000.00	1,048,082,000.00	0.00	0.00	0.00	1,048,082,000.00	281,170,913.38	215,570,883.49	275,538,930.30	0.00	772,280,727.17	279,228,507.27	217,269,829.61	274,708,300.73	0.00	771,206,637.61	0.00	275,801,272.83	0.00	1,074,089.56


Certified Correct:

  
 Maria Carolina N. Servantes  
 Administrative Officer IV / Acting Budget Officer


Certified Correct:

  
 Harold M. Carbo  
 Accountant IV

Recommending

  
 Elmer F. Cruz  
 Director II, MAD

Approved By:

By the Authority of the Chairman:  
  
 Elenita F. Cruz  
 Labor Arbitrator/Acting Executive Clerk of Court IV

**STATEMENT OF APPROPRIATIONS, ALLOTMENTS, OBLIGATIONS, DISBURSEMENTS AND BALANCES**  
As at the Quarter Ending September 30, 2020


Department: Department of Labor and Employment (DOLE)  
Agency: National Labor Relations Commission  
Operating Unit: Central Office  
Organization Code: 16 004 0100000  
Fund Cluster: 01 Regular Agency Fund

	Current Year
	Supplemental
X	Continuing Appropriations


(e.g. UACS Fund Cluster: 01-Regular Agency Fund, 02-Foreign Assisted Projects Fund, 03-Special Account-Locally Funded/Domestic Grants Fund, and 04-Special Account-Foreign Assisted/Foreign Grants Fund)

Particulars	UACS CODE	Appropriations		Allotments						Current Year Obligations				Current Year Disbursements				Balances						
		Authorized Appropriations	Adjustments (Transfer To/From, Realignment)	Adjusted Appropriations	Allotments Received	Adjustments (Withdrawal, Realignment)	Transfer To	Transfer From	Adjusted Total Allotments	1st Quarter Ending March 31	2nd Quarter Ending June 30	3rd Quarter Ending Sept. 30	4th Quarter Ending Dec. 31	TOTAL	1st Quarter Ending March 31	2nd Quarter Ending June 30	3rd Quarter Ending Sept. 30	4th Quarter Ending Dec. 31	TOTAL	Unreleased Appro	Unobligated Allotments	Unpaid Obligations (15-20)+(23+24)		
																						5=(3+4)	6	7
I. Continuing Appropriations		0.00	0.00	0.00	37,843,815.00	0.00	0.00	0.00	37,843,815.00	37,843,815.00	0.00	0.00	0.00	37,843,815.00	37,843,815.00	0.00	0.00	0.00	37,843,815.00	(37,843,815.00)	0.00	0.00	0.00	0.00
II. Special Purpose Fund		0.00	0.00	0.00	37,843,815.00	0.00	0.00	0.00	37,843,815.00	37,843,815.00	0.00	0.00	0.00	37,843,815.00	37,843,815.00	0.00	0.00	0.00	37,843,815.00	(37,843,815.00)	0.00	0.00	0.00	0.00
General Administration and Support	1000000000000000	0.00	0.00	0.00	37,843,815.00	0.00	0.00	0.00	37,843,815.00	37,843,815.00	0.00	0.00	0.00	37,843,815.00	37,843,815.00	0.00	0.00	0.00	37,843,815.00	(37,843,815.00)	0.00	0.00	0.00	0.00
General Management and Supervision	100000100001000	0.00	0.00	0.00	37,843,815.00	0.00	0.00	0.00	37,843,815.00	37,843,815.00	0.00	0.00	0.00	37,843,815.00	37,843,815.00	0.00	0.00	0.00	37,843,815.00	(37,843,815.00)	0.00	0.00	0.00	0.00
PS		0.00	0.00	0.00	37,843,815.00	0.00	0.00	0.00	37,843,815.00	37,843,815.00	0.00	0.00	0.00	37,843,815.00	37,843,815.00	0.00	0.00	0.00	37,843,815.00	(37,843,815.00)	0.00	0.00	0.00	0.00
Sub-Total, General Administration and Support		0.00	0.00	0.00	37,843,815.00	0.00	0.00	0.00	37,843,815.00	37,843,815.00	0.00	0.00	0.00	37,843,815.00	37,843,815.00	0.00	0.00	0.00	37,843,815.00	(37,843,815.00)	0.00	0.00	0.00	0.00
PS		0.00	0.00	0.00	37,843,815.00	0.00	0.00	0.00	37,843,815.00	37,843,815.00	0.00	0.00	0.00	37,843,815.00	37,843,815.00	0.00	0.00	0.00	37,843,815.00	(37,843,815.00)	0.00	0.00	0.00	0.00
MCOE		0.00	0.00	0.00	0.00	0.00	0.00	0.00	0.00	0.00	0.00	0.00	0.00	0.00	0.00	0.00	0.00	0.00	0.00	0.00	0.00	0.00	0.00	0.00
FinEx (if Applicable)		0.00	0.00	0.00	0.00	0.00	0.00	0.00	0.00	0.00	0.00	0.00	0.00	0.00	0.00	0.00	0.00	0.00	0.00	0.00	0.00	0.00	0.00	0.00
CO		0.00	0.00	0.00	0.00	0.00	0.00	0.00	0.00	0.00	0.00	0.00	0.00	0.00	0.00	0.00	0.00	0.00	0.00	0.00	0.00	0.00	0.00	0.00
GRAND TOTAL		0.00	0.00	0.00	37,843,815.00	0.00	0.00	0.00	37,843,815.00	37,843,815.00	0.00	0.00	0.00	37,843,815.00	37,843,815.00	0.00	0.00	0.00	37,843,815.00	(37,843,815.00)	0.00	0.00	0.00	0.00
PS		0.00	0.00	0.00	37,843,815.00	0.00	0.00	0.00	37,843,815.00	37,843,815.00	0.00	0.00	0.00	37,843,815.00	37,843,815.00	0.00	0.00	0.00	37,843,815.00	(37,843,815.00)	0.00	0.00	0.00	0.00
MCOE		0.00	0.00	0.00	0.00	0.00	0.00	0.00	0.00	0.00	0.00	0.00	0.00	0.00	0.00	0.00	0.00	0.00	0.00	0.00	0.00	0.00	0.00	0.00
FinEx (if Applicable)		0.00	0.00	0.00	0.00	0.00	0.00	0.00	0.00	0.00	0.00	0.00	0.00	0.00	0.00	0.00	0.00	0.00	0.00	0.00	0.00	0.00	0.00	0.00
CO		0.00	0.00	0.00	0.00	0.00	0.00	0.00	0.00	0.00	0.00	0.00	0.00	0.00	0.00	0.00	0.00	0.00	0.00	0.00	0.00	0.00	0.00	0.00


Certified Correct:

  
Maria Carolina N. Cervantes  
Administrative Officer IV / Acting Budget Officer


Certified Correct:

  
Harold M. Carbo  
Accountant IV

Recommending Approval:

  
Elvira F. Cruz  
Director II, MAD

Approved By:

By the Authority of the Chairman:  
  
Elenita F. Cruz  
Labor Arbitrator Acting Executive Clerk of Court IV