

**SUMMARY OF APPROPRIATIONS, ALLOTMENTS, OBLIGATIONS AND BALANCES BY OBJECT OF EXPENDITURES**  
As of the Quarter Ending September 30, 2017

Department: Department of Labor and Employment (DOLE)

Authorization: 01 - Current Year Appropriations

Agency: National Labor Relations Commission

Report Status: SUBMITTED

Operating Unit: Central Office

Organization Code (UACS): 160040100000

Fund Cluster: 01 - Regular Agency Fund

Particulars	UACS CODE	Appropriation			Allotments					Current Year Obligations					Current Year Disbursements					Balances																								
		Authorized Appropriation	Adjustments (Transfer (To)/From, Realignment)	Adjusted Appropriations	Allotments Received	Adjustments (Withdrawal, Realignment)	Transfer To	Transfer From	Adjusted Total Allotments	1st Quarter Ending March 31	2nd Quarter Ending June 30	3rd Quarter Ending Sept. 30	4th Quarter Ending Dec. 31	Total	1st Quarter Ending March 31	2nd Quarter Ending June 30	3rd Quarter Ending Sept. 30	4th Quarter Ending Dec. 31	Total	Unreleased Appropriations	Unobligated Allotment	Unpaid Obligations (19-20) = (23+24)																						
																						Due and Demandable	Not Yet Due and Demandable																					
1	2	3	4	5	6	7	8	9	10=(8+(-3)+4)	11	12	13	14	15=(11+12+13+14)	16	17	18	19	20=(16+17+18+19)	21=(6-10)	22=(10-15)	23	24																					
<b>I. Agency Specific Budget</b>																																												
Specific Budgets of National Government Agencies	01101101	978,036,000.00		978,036,000.00	943,342,228.00		(287,141,197.79)	257,141,197.79	943,342,228.00	203,298,006.01	256,124,611.50	219,777,831.76		682,198,449.26	203,298,006.01	256,124,611.50	219,777,831.76		682,198,449.26	34,693,772.00	281,143,778.74																							
Personnel Services		811,306,000.00		811,306,000.00	776,612,228.00		(212,756,121.30)	212,756,121.30	776,612,228.00	170,057,493.70	221,512,726.03	186,754,225.62		578,324,445.35	170,057,493.70	221,512,726.03	186,754,225.62		578,324,445.35	34,693,772.00	188,287,782.65																							
Salaries and Wages	5010100000	555,543,000.00	(2,500,488.05)	553,042,513.95	555,543,000.00		(2,500,488.05)	(164,856,822.38)	164,856,822.38	553,042,513.95	140,525,031.92	144,782,960.21	143,268,802.58	428,576,794.71	140,525,031.92	144,782,960.21	143,268,802.58		428,576,794.71		124,465,719.24																							
Salaries and Wages - Regular	5010101000	555,431,000.00	(2,500,488.05)	552,930,513.95	555,431,000.00		(2,500,488.05)	(164,856,822.38)	164,856,822.38	552,930,513.95	140,516,001.85	144,781,444.07	143,236,801.58	428,504,847.20	140,516,001.85	144,751,444.07	143,236,801.58		428,504,847.20		124,425,666.75																							
Basic Salary - Civilian	5010101001	555,431,000.00	(2,500,488.05)	552,930,513.95	555,431,000.00		(2,500,488.05)	(164,856,822.38)	164,856,822.38	552,930,513.95	140,516,001.85	144,781,444.07	143,236,801.58	428,504,847.20	140,516,001.85	144,751,444.07	143,236,801.58		428,504,847.20		124,425,666.75																							
Salaries and Wages - Casual/Contractual	5010102000	112,000.00		112,000.00	112,000.00				112,000.00		8,430.37	31,516.14	32,001.00	71,947.51	8,430.37	31,516.14	32,001.00		71,947.51		40,052.49																							
Salaries and Wages - Casual/Contractual	5010102000	112,000.00		112,000.00	112,000.00				112,000.00		8,430.37	31,516.14	32,001.00	71,947.51	8,430.37	31,516.14	32,001.00		71,947.51		40,052.49																							
Other Compensation	5010200000	191,626,000.00	990,488.05	192,616,488.05	191,626,000.00	990,488.05	(45,273,287.49)	45,273,287.49	192,616,488.05	27,384,635.03	70,488,775.61	23,116,091.15		120,989,401.79	27,384,635.03	70,488,775.61	23,116,091.15		120,989,401.79		71,627,084.26																							
Personal Economic Relief Allowance (PERA)	5010201000	24,048,000.00		24,048,000.00	24,048,000.00		(8,610,499.97)	8,610,499.97	24,048,000.00	6,230,561.73	6,481,331.86	6,462,543.89		19,174,437.48	6,230,561.73	6,481,331.86	6,462,543.89		19,174,437.48		4,873,562.52																							
PERA - Civilian	5010201001	24,048,000.00		24,048,000.00	24,048,000.00		(8,610,499.97)	8,610,499.97	24,048,000.00	6,230,561.73	6,481,331.86	6,462,543.89		19,174,437.48	6,230,561.73	6,481,331.86	6,462,543.89		19,174,437.48		4,873,562.52																							
Representation Allowance (RA)	5010202000	25,146,000.00		25,146,000.00	25,146,000.00		(8,814,737.91)	8,814,737.91	25,146,000.00	7,131,362.91	7,460,500.00	7,257,250.00		21,849,112.91	7,131,362.91	7,460,500.00	7,257,250.00		21,849,112.91		3,298,887.09																							
Representation Allowance (RA)	5010202000	25,146,000.00		25,146,000.00	25,146,000.00		(8,814,737.91)	8,814,737.91	25,146,000.00	7,131,362.91	7,460,500.00	7,257,250.00		21,849,112.91	7,131,362.91	7,460,500.00	7,257,250.00		21,849,112.91		3,298,887.09																							
Transportation Allowance (TA)	5010203000	25,146,000.00		25,146,000.00	25,146,000.00		(8,792,160.31)	8,792,160.31	25,146,000.00	6,820,458.14	7,160,136.69	6,937,940.48		20,918,535.31	6,820,458.14	7,160,136.69	6,937,940.48		20,918,535.31		4,227,464.69																							
Transportation Allowance (TA)	5010203001	25,146,000.00		25,146,000.00	25,146,000.00		(8,792,160.31)	8,792,160.31	25,146,000.00	6,820,458.14	7,160,136.69	6,937,940.48		20,918,535.31	6,820,458.14	7,160,136.69	6,937,940.48		20,918,535.31		4,227,464.69																							
Clothing/Uniform Allowance	5010204000	5,010,000.00	296,000.00	5,306,000.00	5,010,000.00	296,000.00	(2,365,000.00)	2,365,000.00	5,306,000.00	4,905,000.00	140,000.00	260,000.00		5,305,000.00	4,905,000.00	140,000.00	260,000.00		5,305,000.00																									
Clothing/Uniform Allowance - Civilian	5010204001	5,010,000.00	296,000.00	5,306,000.00	5,010,000.00	296,000.00	(2,365,000.00)	2,365,000.00	5,306,000.00	4,905,000.00	140,000.00	260,000.00		5,305,000.00	4,905,000.00	140,000.00	260,000.00		5,305,000.00																									
Honoraria	5010210000	256,783.02		256,783.02	256,783.02				256,783.02	84,763.02	61,000.00	111,000.00		256,783.02	84,763.02	61,000.00	111,000.00		256,783.02																									
Honoraria - Civilian	5010210001	256,783.02		256,783.02	256,783.02				256,783.02	84,763.02	61,000.00	111,000.00		256,783.02	84,763.02	61,000.00	111,000.00		256,783.02																									
Longevity Pay (LP)	5010212000	9,890,000.00		9,890,000.00	9,890,000.00		(2,667,644.75)	2,667,644.75	9,890,000.00	2,157,448.06	2,548,042.16	2,060,341.82		6,763,830.04	2,157,448.06	2,548,042.16	2,060,341.82		6,763,830.04		2,926,169.96																							
Longevity Pay - Civilian	5010212001	9,890,000.00		9,890,000.00	9,890,000.00		(2,667,644.75)	2,667,644.75	9,890,000.00	2,157,448.06	2,548,042.16	2,060,341.82		6,763,830.04	2,157,448.06	2,548,042.16	2,060,341.82		6,763,830.04		2,926,169.96																							
Overtime and Night Pay	5010213000		107,044.48	107,044.48		107,044.48			107,044.48	54,943.17	27,829.35	24,271.96		107,044.48	54,943.17	27,829.35	24,271.96		107,044.48																									
Overtime Pay	5010213001		107,044.48	107,044.48		107,044.48			107,044.48	54,943.17	27,829.35	24,271.96		107,044.48	54,943.17	27,829.35	24,271.96		107,044.48																									
Year End Bonus	5010214000	48,283,000.00		48,283,000.00	48,283,000.00				48,283,000.00											48,283,000.00																								
Bonus - Civilian	5010214001	48,283,000.00		48,283,000.00	48,283,000.00				48,283,000.00											48,283,000.00																								
Cash Gift	5010215000	5,010,000.00		5,010,000.00	5,010,000.00				5,010,000.00											5,010,000.00																								
Cash Gift - Civilian	5010215001	5,010,000.00		5,010,000.00	5,010,000.00				5,010,000.00											5,010,000.00																								
Other Bonuses and Allowances	5010299000	51,293,000.00	331,678.55	51,624,678.55	51,293,000.00	331,678.55	(18,023,224.55)	18,023,224.55	51,624,678.55	46,811,935.55	2,743.00			48,614,678.55	46,811,935.55	2,743.00			48,614,678.55		5,010,000.00																							
Productivity Enhancement Incentive - Civilian	5010299012	5,010,000.00		5,010,000.00	5,010,000.00				5,010,000.00											5,010,000.00																								
Mid-Year Bonus - Civilian	5010299036	48,283,000.00	331,678.55	48,614,678.55	48,283,000.00	331,678.55	(18,023,224.55)	18,023,224.55	48,614,678.55	46,811,935.55	2,743.00			48,614,678.55	46,811,935.55	2,743.00			48,614,678.55		5,010,000.00																							
Personnel Benefit Contributions	5010300000	5,546,000.00		5,546,000.00	5,546,000.00		(2,101,031.43)	2,101,031.43	5,546,000.00	1,592,926.75	1,584,072.21	1,559,021.89		4,736,020.85	1,592,926.75	1,584,072.21	1,559,021.89		4,736,020.85		809,979.15																							
Pag-IBIG Contributions	5010302000	1,200,000.00		1,200,000.00	1,200,000.00		(432,959.09)	432,959.09	1,200,000.00	310,000.00	320,500.00	320,400.00		950,900.00	310,000.00	320,500.00	320,400.00		950,900.00		249,100.00																							
Pag-IBIG - Civilian	5010302001	1,200,000.00		1,200,000.00	1,200,000.00		(432,959.09)	432,959.09	1,200,000.00	310,000.00	320,500.00	320,400.00		950,900.00	310,000.00	320,500.00	320,400.00		950,900.00		249,100.00																							
PhilHealth Contributions	5010303000	3,146,000.00		3,146,000.00	3,146,000.00		(1,234,925.00)	1,234,925.00	3,146,000.00	973,362.50	940,887.50	918,075.00		2,832,325.00	973,362.50	940,887.50	918,075.00		2,832,325.00		313,675.00																							
PhilHealth - Civilian	5010303001	3,146,000.00		3,146,000.00	3,146,000.00		(1,234,925.00)	1,234,925.00	3,146,000.00	973,362.50	940,887.50	918,075.00		2,832,325.00	973,362.50	940,887.50	918,075.00		2,832,325.00		313,675.00																							
Employees Compensation Insurance Premiums (ECIP)	5010304000	1,200,000.00		1,200,000.00	1,200,000.00		(433,147.34)	433,147.34	1,200,000.00																																			

Particulars	UACS CODE	Appropriation			Allotments						Current Year Obligations					Current Year Disbursements					Balances					
		Authorized Appropriation	Adjustments (Transfer To/From, Realignment)	Adjusted Appropriations	Allotments Received	Adjustments (Withdrawal, Resignment)	Transfer To	Transfer From	Adjusted Total Allotments	1st Quarter Ending March 31	2nd Quarter Ending June 30	3rd Quarter Ending Sept. 30	4th Quarter Ending Dec. 31	Total	1st Quarter Ending March 31	2nd Quarter Ending June 30	3rd Quarter Ending Sept. 30	4th Quarter Ending Dec. 31	Total	Unreleased Appropriations	Unobligated Allotment	Unpaid Obligations (15-20) = (23+24)				
																						Due and Demandable	Not Yet Due and Demandable			
1	2	3	4	5=(2+4)	6	7	8	9	10=(8+(7)-4+9)	11	12	13	14	15=(11+12+13+14)	16	17	18	19	20=(16+17+18+19)	21=(8-10)	22=(10-18)	23	24			
Other Personnel Benefits	501040000	58,591,000.00	1,510,000.00	60,101,000.00	23,897,228.00	1,510,000.00	(725,000.00)	725,000.00	25,407,228.00	555,000.00	4,858,918.00	18,810,310.00		24,022,228.00	555,000.00	4,858,918.00	18,810,310.00		24,022,228.00			34,693,772.00	1,385,000.00			
Retirement Gratuity	501040200	37,544,000.00		37,544,000.00	8,089,880.00				8,089,880.00			8,089,880.00		8,089,880.00			8,089,880.00		8,089,880.00			29,454,320.00				
Retirement Gratuity - Civilian	501040201	37,544,000.00		37,544,000.00	8,089,880.00				8,089,880.00			8,089,880.00		8,089,880.00			8,089,880.00		8,089,880.00			29,454,320.00				
Terminal Leave Benefits	501040300	18,186,000.00		18,186,000.00	14,422,548.00				14,422,548.00		4,291,918.00	10,130,630.00		14,422,548.00		4,291,918.00	10,130,630.00		14,422,548.00			3,783,452.00				
Terminal Leave Benefits - Civilian	501040301	18,186,000.00		18,186,000.00	14,422,548.00				14,422,548.00		4,291,918.00	10,130,630.00		14,422,548.00		4,291,918.00	10,130,630.00		14,422,548.00			3,783,452.00				
Other Personnel Benefits	501049000	2,861,000.00	1,510,000.00	4,371,000.00	1,385,000.00	1,510,000.00	(725,000.00)	725,000.00	2,895,000.00	555,000.00	368,000.00	590,000.00		1,510,000.00	555,000.00	368,000.00	590,000.00		1,510,000.00			1,476,000.00	1,385,000.00			
Lump-sum for Step Increments - Length of Service	501049010	1,385,000.00		1,385,000.00	1,385,000.00				1,385,000.00														1,385,000.00			
Lump-sum for Step Increments - Meritorious Performance	501049011	1,476,000.00		1,476,000.00																			1,476,000.00			
Loyalty Award - Civilian	501049015		1,510,000.00	1,510,000.00		1,510,000.00	(725,000.00)	725,000.00	1,510,000.00	555,000.00	368,000.00	590,000.00		1,510,000.00	555,000.00	368,000.00	590,000.00		1,510,000.00							
Maintenance and Other Operating Expenses		154,381,000.00		154,381,000.00	154,381,000.00		(38,571,778.99)	38,571,778.99	164,381,000.00	33,163,212.81	31,873,885.47	33,023,606.13		98,060,704.41	33,163,212.81	31,873,885.47	33,023,606.13		98,060,704.41			56,320,295.59				
Traveling Expenses	502010000	3,510,000.00		3,510,000.00	3,510,000.00		(1,157,287.50)	1,157,287.50	3,510,000.00	534,337.68	347,732.93	358,423.62		1,240,494.13	534,337.68	347,732.93	358,423.62		1,240,494.13			2,289,505.87				
Traveling Expenses - Local	502010100	3,510,000.00		3,510,000.00	3,510,000.00		(1,157,287.50)	1,157,287.50	3,510,000.00	534,337.68	347,732.93	358,423.62		1,240,494.13	534,337.68	347,732.93	358,423.62		1,240,494.13			2,289,505.87				
Traveling Expenses - Local	502010100	3,510,000.00		3,510,000.00	3,510,000.00		(1,157,287.50)	1,157,287.50	3,510,000.00	534,337.68	347,732.93	358,423.62		1,240,494.13	534,337.68	347,732.93	358,423.62		1,240,494.13			2,289,505.87				
Training and Scholarship Expenses	502020000	8,855,000.00		8,855,000.00	8,855,000.00		(480,073.90)	480,073.90	8,855,000.00	1,245,428.78	748,525.78	470,555.72		2,462,510.23	1,245,428.78	748,525.78	470,555.72		2,462,510.23			4,392,489.77				
Training Expenses	502020100	8,855,000.00		8,855,000.00	8,855,000.00		(480,073.90)	480,073.90	8,855,000.00	1,245,428.78	748,525.78	470,555.72		2,462,510.23	1,245,428.78	748,525.78	470,555.72		2,462,510.23			4,392,489.77				
Training Expenses	502020102	8,855,000.00		8,855,000.00	8,855,000.00		(480,073.90)	480,073.90	8,855,000.00	1,245,428.78	748,525.78	470,555.72		2,462,510.23	1,245,428.78	748,525.78	470,555.72		2,462,510.23			4,392,489.77				
Supplies and Materials Expenses	502030000	9,818,000.00		9,818,000.00	9,818,000.00		(2,733,045.63)	2,733,045.63	9,818,000.00	2,718,598.54	1,899,029.79	2,812,939.86		7,230,598.19	2,718,598.54	1,899,029.79	2,812,939.86		7,230,598.19			2,585,433.81				
Office Supplies Expenses	502030100	6,087,000.00	(268,719.41)	5,817,280.59	6,087,000.00	(268,719.41)	(2,538,407.48)	2,538,407.48	5,817,280.59	1,768,884.47	878,539.25	1,810,282.56		4,453,706.28	1,768,884.47	878,539.25	1,810,282.56		4,453,706.28			1,383,574.31				
Office Supplies Expenses	502030102	6,087,000.00	(268,719.41)	5,817,280.59	6,087,000.00	(268,719.41)	(2,538,407.48)	2,538,407.48	5,817,280.59	1,768,884.47	878,539.25	1,810,282.56		4,453,706.28	1,768,884.47	878,539.25	1,810,282.56		4,453,706.28			1,383,574.31				
Accountable Forms Expenses	502030200	448,000.00		448,000.00	448,000.00		(21,500.00)	21,500.00	448,000.00	9,580.00	10,980.00	8,310.00		26,750.00	9,580.00	10,980.00	8,310.00		26,750.00			419,250.00				
Accountable Forms Expenses	502030200	448,000.00		448,000.00	448,000.00		(21,500.00)	21,500.00	448,000.00	9,580.00	10,980.00	8,310.00		26,750.00	9,580.00	10,980.00	8,310.00		26,750.00			419,250.00				
Medical, Dental and Laboratory Supplies Expenses	502030800	116,000.00		116,000.00	116,000.00				116,000.00	7,453.75	1,505.00	3,431.75		12,390.50	7,453.75	1,505.00	3,431.75		12,390.50			103,809.50				
Medical, Dental and Laboratory Supplies Expenses	502030800	116,000.00		116,000.00	116,000.00				116,000.00	7,453.75	1,505.00	3,431.75		12,390.50	7,453.75	1,505.00	3,431.75		12,390.50			103,809.50				
Fuel, Oil and Lubricants Expenses	502030900	989,000.00	93,423.40	1,082,423.40	989,000.00	93,423.40	(120,885.44)	120,885.44	1,082,423.40	315,555.42	398,895.52	399,972.46		1,082,423.40	315,555.42	398,895.52	399,972.46		1,082,423.40							
Fuel, Oil and Lubricants Expenses	502030900	989,000.00	93,423.40	1,082,423.40	989,000.00	93,423.40	(120,885.44)	120,885.44	1,082,423.40	315,555.42	398,895.52	399,972.46		1,082,423.40	315,555.42	398,895.52	399,972.46		1,082,423.40							
Textbooks and Instructional Materials Expenses	502031100	699,000.00		699,000.00	699,000.00				699,000.00														699,000.00			
Textbooks and Instructional Materials Expenses	502031101	699,000.00		699,000.00	699,000.00				699,000.00														699,000.00			
Other Supplies and Materials Expenses	502039900	1,479,000.00	178,296.01	1,657,296.01	1,479,000.00	178,296.01	(52,252.73)	52,252.73	1,655,296.01	619,122.90	413,230.02	622,943.09		1,655,296.01	619,122.90	413,230.02	622,943.09		1,655,296.01							
Other Supplies and Materials Expenses	502039900	1,479,000.00	178,296.01	1,657,296.01	1,479,000.00	178,296.01	(52,252.73)	52,252.73	1,655,296.01	619,122.90	413,230.02	622,943.09		1,655,296.01	619,122.90	413,230.02	622,943.09		1,655,296.01							
Utility Expenses	502040000	22,849,000.00		22,849,000.00	22,849,000.00		(5,014,758.29)	5,014,758.29	22,849,000.00	3,468,720.11	4,423,253.88	4,178,038.19		12,068,009.98	3,468,720.11	4,423,253.88	4,178,038.19		12,068,009.98			10,580,990.02				
Water Expenses	502040100	4,452,000.00		4,452,000.00	4,452,000.00		(285,902.56)	285,902.56	4,452,000.00	290,124.98	345,471.12	337,832.48		973,228.58	290,124.98	345,471.12	337,832.48		973,228.58			3,478,771.44				
Water Expenses	502040100	4,452,000.00		4,452,000.00	4,452,000.00		(285,902.56)	285,902.56	4,452,000.00	290,124.98	345,471.12	337,832.48		973,228.58	290,124.98	345,471.12	337,832.48		973,228.58			3,478,771.44				
Electricity Expenses	502040200	18,197,000.00		18,197,000.00	18,197,000.00		(4,748,855.73)	4,748,855.73	18,197,000.00	3,178,595.13	4,077,782.56	3,838,403.73		11,094,781.42	3,178,595.13	4,077,782.56	3,838,403.73		11,094,781.42			7,102,218.58				
Electricity Expenses	502040200	18,197,000.00		18,197,000.00	18,197,000.00		(4,748,855.73)	4,748,855.73	18,197,000.00	3,178,595.13	4,077,782.56	3,838,403.73		11,094,781.42	3,178,595.13	4,077,782.56	3,838,403.73		11,094,781.42			7,102,218.58				
Communication Expenses	502050000	17,388,000.00		17,388,000.00	17,388,000.00		(5,728,439.78)	5,728,439.78	17,388,000.00	3,702,011.94	3,998,982.00	3,537,305.21		11,238,279.15	3,702,011.94	3,998,982.00	3,537,305.21		11,238,279.15			6,147,720.85				
Postage and Courier Services	502050100	11,307,000.00	(583,820.85)	10,743,179.15	11,307,000.00	(583,820.85)	(4,178,380.47)	4,178,380.47	10,743,179.15	2,329,171.85	2,389,338.79	1,871,225.27		6,589,735.71	2,329,171.85	2,389,338.79	1,871,225.27		6,589,735.71			4,153,443.44				
Postage and Courier Services	502050100	11,307,000.00	(583,820.85)	10,743,179.15	11,307,000.00	(583,820.85)	(4,178,380.47)	4,178,380.47	10,743,179.15																	


Particulars	UACS CODE	Appropriation			Allotments						Current Year Obligations					Current Year Disbursements					Balances			
		Authorized Appropriation	Adjustments (Transfer (To)/From, Realignment)	Adjusted Appropriations	Allotments Received	Adjustments (Withdrawal, Realignment)	Transfer To	Transfer From	Adjusted Total Allotments	1st Quarter Ending March 31	2nd Quarter Ending June 30	3rd Quarter Ending Sept. 30	4th Quarter Ending Dec. 31	Total	1st Quarter Ending March 31	2nd Quarter Ending June 30	3rd Quarter Ending Sept. 30	4th Quarter Ending Dec. 31	Total	Unreleased Appropriations	Unobligated Allotment	Unpaid Obligations (15-20) + (23+24)		
																						Due and Demandable	Not Yet Due and Demandable	
1	2	3	4	5=(3+4)	6	7	8	9	10=(8+7+6+9)	11	12	13	14	15=(11+12+13+14)	16	17	18	19	20=(16+17+18+19)	21=(6-10)	22=(10-15)	23	24	
and Radio Expenses	5020504000		9,000.00	9,000.00				9,000.00	(9,000.00)	9,000.00	3,000.00	3,000.00	3,000.00	9,000.00	3,000.00	3,000.00	3,000.00		9,000.00					
Confidential, Intelligence and Extraordinary Expenses	5021000000	19,123,000.00		19,123,000.00	19,123,000.00		(5,855,135.61)	5,855,135.61	19,123,000.00	5,816,935.00	5,527,991.60	5,991,309.01		17,336,235.61	5,816,935.00	5,527,991.60	5,991,309.01		17,336,235.61			1,766,764.39		
Extraordinary and Miscellaneous Expenses	5021003000	19,123,000.00		19,123,000.00	19,123,000.00		(5,855,135.61)	5,855,135.61	19,123,000.00	5,816,935.00	5,527,991.60	5,991,309.01		17,336,235.61	5,816,935.00	5,527,991.60	5,991,309.01		17,336,235.61			1,766,764.39		
Extraordinary and Miscellaneous Expenses	5021003000	19,123,000.00		19,123,000.00	19,123,000.00		(5,855,135.61)	5,855,135.61	19,123,000.00	5,816,935.00	5,527,991.60	5,991,309.01		17,336,235.61	5,816,935.00	5,527,991.60	5,991,309.01		17,336,235.61			1,766,764.39		
Professional Services	5021100000	1,710,000.00		1,710,000.00	1,710,000.00		(180,093.37)	180,093.37	1,710,000.00	106,626.62	301,930.13	166,050.25		577,607.00	106,626.62	301,930.13	166,050.25		577,607.00				1,132,393.00	
Legal Services	5021101000	530,000.00	(74,829.63)	455,170.37	530,000.00		(74,829.63)	74,829.63	455,170.37	6,500.00	147,292.00	88,092.00		241,884.00	6,500.00	147,292.00	88,092.00		241,884.00				213,286.37	
Legal Services	5021101000	530,000.00	(74,829.63)	455,170.37	530,000.00		(74,829.63)	74,829.63	455,170.37	6,500.00	147,292.00	88,092.00		241,884.00	6,500.00	147,292.00	88,092.00		241,884.00				213,286.37	
Auditing Services	5021102000		74,829.63	74,829.63			74,829.63		74,829.63	24,010.00	38,619.63	12,200.00		74,829.63	24,010.00	38,619.63	12,200.00		74,829.63					
Auditing Services	5021102000		74,829.63	74,829.63			74,829.63		74,829.63	24,010.00	38,619.63	12,200.00		74,829.63	24,010.00	38,619.63	12,200.00		74,829.63					
Consultancy Services	5021103000	1,000,000.00		1,000,000.00	1,000,000.00				1,000,000.00	35,000.00	70,000.00			105,000.00	35,000.00	70,000.00			105,000.00				895,000.00	
ICT Consultancy Services	5021103001	1,000,000.00		1,000,000.00	1,000,000.00				1,000,000.00	35,000.00	70,000.00			105,000.00	35,000.00	70,000.00			105,000.00				895,000.00	
Other Professional Services	5021199000	180,000.00		180,000.00	180,000.00		(155,893.37)	155,893.37	180,000.00	44,118.62	48,018.50	65,758.25		155,893.37	44,118.62	48,018.50	65,758.25		155,893.37			155,893.37	24,106.63	
Other Professional Services	5021199000	180,000.00		180,000.00	180,000.00		(155,893.37)	155,893.37	180,000.00	44,118.62	48,018.50	65,758.25		155,893.37	44,118.62	48,018.50	65,758.25		155,893.37			155,893.37	24,106.63	
General Services	5021200000	16,990,000.00		16,990,000.00	16,990,000.00		(827,803.26)	827,803.26	16,990,000.00	3,728,861.69	4,160,458.07	4,681,721.26		12,569,041.02	3,728,861.69	4,160,458.07	4,681,721.26		12,569,041.02			4,390,958.98		
Janitorial Services	5021202000	4,583,000.00		4,583,000.00	4,583,000.00		(239,998.54)	239,998.54	4,583,000.00	635,290.11	679,468.22	598,268.81		2,113,027.14	635,290.11	679,468.22	598,268.81		2,113,027.14			2,489,972.88		
Janitorial Services	5021202000	4,583,000.00		4,583,000.00	4,583,000.00		(239,998.54)	239,998.54	4,583,000.00	635,290.11	679,468.22	598,268.81		2,113,027.14	635,290.11	679,468.22	598,268.81		2,113,027.14			2,489,972.88		
Security Services	5021203000	8,794,000.00		8,794,000.00	8,794,000.00		(171,553.69)	171,553.69	8,794,000.00	2,354,540.96	2,414,667.50	3,011,520.03		7,780,728.49	2,354,540.96	2,414,667.50	3,011,520.03		7,780,728.49			1,013,271.51		
Security Services	5021203000	8,794,000.00		8,794,000.00	8,794,000.00		(171,553.69)	171,553.69	8,794,000.00	2,354,540.96	2,414,667.50	3,011,520.03		7,780,728.49	2,354,540.96	2,414,667.50	3,011,520.03		7,780,728.49			1,013,271.51		
Other General Services	5021299000	3,583,000.00		3,583,000.00	3,583,000.00		(418,251.03)	418,251.03	3,583,000.00	737,030.62	866,322.35	1,071,932.42		2,675,285.39	737,030.62	866,322.35	1,071,932.42		2,675,285.39			907,714.61		
Other General Services	5021299009	3,583,000.00		3,583,000.00	3,583,000.00		(418,251.03)	418,251.03	3,583,000.00	737,030.62	866,322.35	1,071,932.42		2,675,285.39	737,030.62	866,322.35	1,071,932.42		2,675,285.39			907,714.61		
Repairs and Maintenance	5021300000	3,883,000.00	(.00)	3,883,000.00	3,883,000.00		(2,676,478.82)	2,676,478.82	3,883,000.00	1,718,857.19	521,736.98	735,802.55		2,976,196.72	1,718,857.19	521,736.98	735,802.55		2,976,196.72			906,803.28		
Repairs and Maintenance - Buildings and Other Structures	5021304000	1,377,000.00		1,377,000.00	1,377,000.00		(1,248,805.05)	1,248,805.05	1,377,000.00	1,181,264.38	20,503.75	45,037.00		1,248,805.13	1,181,264.38	20,503.75	45,037.00		1,248,805.13			130,194.87		
Buildings	5021304001	1,377,000.00		1,377,000.00	1,377,000.00		(1,248,805.05)	1,248,805.05	1,377,000.00	1,181,264.38	20,503.75	45,037.00		1,248,805.13	1,181,264.38	20,503.75	45,037.00		1,248,805.13			130,194.87		
Repairs and Maintenance - Machinery and Equipment	5021305000	796,000.00	(22,521.15)	773,478.85	796,000.00		(518,201.22)	518,201.22	773,478.85	81,782.72	291,820.90	153,238.00		526,841.22	81,782.72	291,820.90	153,238.00		526,841.22			246,637.63		
Office Equipment	5021305002	400,000.00		400,000.00	400,000.00		(194,252.00)	194,252.00	400,000.00	24,300.00	108,720.00	71,872.00		202,892.00	24,300.00	108,720.00	71,872.00		202,892.00			197,106.00		
Information and Communication Technology Equipment	5021305003	320,000.00		320,000.00	320,000.00		(279,669.22)	279,669.22	320,000.00	57,482.72	140,850.50	81,366.00		279,699.22	57,482.72	140,850.50	81,366.00		279,699.22			40,300.78		
Communication Equipment	5021305007	78,000.00	(22,521.15)	55,478.85	78,000.00		(44,250.00)	44,250.00	53,478.85					44,250.00					44,250.00			9,228.85		
Repairs and Maintenance - Transportation Equipment	5021306000	1,460,000.00	(510,435.75)	949,564.25	1,460,000.00		(510,435.75)	510,435.75	949,564.25	153,864.69	124,615.53	141,113.05		419,593.47	153,864.69	124,615.53	141,113.05		419,593.47			529,970.78		
Motor Vehicles	5021306001	1,460,000.00	(510,435.75)	949,564.25	1,460,000.00		(510,435.75)	510,435.75	949,564.25	153,864.69	124,615.53	141,113.05		419,593.47	153,864.69	124,615.53	141,113.05		419,593.47			529,970.78		
Repairs and Maintenance - Furniture and Fixtures	5021307000	240,000.00	510,435.75	750,435.75	240,000.00		510,435.75	(748,847.50)	748,847.50	750,435.75	277,801.00	78,585.00	394,049.75	750,435.75	277,801.00	78,585.00	394,049.75		750,435.75					
Repairs and Maintenance - Furniture and Fixtures	5021307000	240,000.00	510,435.75	750,435.75	240,000.00		510,435.75	(748,847.50)	748,847.50	750,435.75	277,801.00	78,585.00	394,049.75	750,435.75	277,801.00	78,585.00	394,049.75		750,435.75					
Repairs and Maintenance - Leased Assets	5021308000	10,000.00	22,521.15	32,521.15	10,000.00		22,521.15		32,521.15	24,144.20	8,212.20	2,164.75		32,521.15	24,144.20	8,212.20	2,164.75		32,521.15					
Repairs and Maintenance - Leased Assets	5021308000	10,000.00	22,521.15	32,521.15	10,000.00		22,521.15		32,521.15	24,144.20	8,212.20	2,164.75		32,521.15	24,144.20	8,212.20	2,164.75		32,521.15					
Taxes, Insurance Premiums and Other Fees	5021500000	1,085,000.00		1,085,000.00	1,085,000.00		(321,390.77)	321,390.77	1,085,000.00	210,083.31	91,012.13	159,328.43		466,423.87	210,083.31	91,012.13	159,328.43		466,423.87			618,576.13		
Taxes, Duties and Licenses	5021501000	1,085,000.00	(359,474.54)	725,525.46	1,085,000.00		(359,474.54)	(51,949.33)	81,949.33	725,525.46	72,583.11	16,412.17	14,954.05	106,949.33	72,583.11	16,412.17	14,954.05		106,949.33			618,576.13		
Taxes, Duties and Licenses	5021501001	1,085,000.00	(359,474.54)	725,525.46	1,085,000.00		(359,474.54)	(51,949.33)	81,949.33	725,525.46	72,583.11	16,412.17	14,954.05	106,949.33	72,583.11	16,412.17	14,954.05		106,949.33			618,576.13		
Fidelity Bond Premiums	5021502000		152,080.38	152,080.38			152,080.38	(130,330.38)	130,330.38	152,080.38	45,900.00	53,710.38	52,470.00	152,080.38	45,900.00	53,710.38	52,470.00		152,080.38					

Particulars	UACS CODE	Appropriation			Allotments						Current Year Obligations					Current Year Disbursements					Balances				
		Authorized Appropriation	Adjustments (Transfer To/From, Realignment)	Adjusted Appropriations	Allotments Received	Adjustments (Withdrawal, Realignment)	Transfer To	Transfer From	Adjusted Total Allotments	1st Quarter Ending March 31	2nd Quarter Ending June 30	3rd Quarter Ending Sept. 30	4th Quarter Ending Dec. 31	Total	1st Quarter Ending March 31	2nd Quarter Ending June 30	3rd Quarter Ending Sept. 30	4th Quarter Ending Dec. 31	Total	Unreleased Appropriations	Unobligated Allotment	Unpaid Obligations (15-20) + (23+24)			
																						Due and Demandable	Not Yet Due and Demandable		
1	2	3	4	5=(3+4)	6	7	8	9	10=(8+7+6+9)	11	12	13	14	15=(11+12+13+14)	16	17	18	19	20=(16+17+18+19)	21=(8-10)	22=(10-16)	23	24		
Expenses	5029904000	706,000.00	(312,888.11)	393,111.89	706,000.00	(312,888.11)	(49,860.38)	49,860.38	393,111.89	59,569.00	18,054.57	17,236.81		94,860.38	59,569.00	18,054.57	17,236.81		94,860.38			298,251.51			
Transportation and Delivery Expenses	5029904000	706,000.00	(312,888.11)	393,111.89	706,000.00	(312,888.11)	(49,860.38)	49,860.38	393,111.89	59,569.00	18,054.57	17,236.81		94,860.38	59,569.00	18,054.57	17,236.81		94,860.38			298,251.51			
Rent/Lease Expenses	5029905000	48,953,000.00		48,953,000.00	48,953,000.00		(13,086,636.82)	13,086,636.82	48,953,000.00	9,546,913.50	9,495,132.05	9,364,276.07		28,406,321.62	9,546,913.50	9,495,132.05	9,364,276.07		28,406,321.62			20,546,876.38			
Rents - Building and Structures	5029905001	48,953,000.00		48,953,000.00	48,953,000.00		(13,086,636.82)	13,086,636.82	48,953,000.00	9,546,913.50	9,495,132.05	9,364,276.07		28,406,321.62	9,546,913.50	9,495,132.05	9,364,276.07		28,406,321.62			20,546,876.38			
Subscription Expenses	5029907000	223,000.00		223,000.00	223,000.00		(66,417.00)	66,417.00	223,000.00	30,556.00	61,861.00	59,533.00		151,950.00	30,556.00	61,861.00	59,533.00		151,950.00			71,050.00			
Other Subscription Expenses	5029907069	223,000.00		223,000.00	223,000.00		(66,417.00)	66,417.00	223,000.00	30,556.00	61,861.00	59,533.00		151,950.00	30,556.00	61,861.00	59,533.00		151,950.00			71,050.00			
Other Maintenance and Operating Expenses	5029909000		312,888.11	312,888.11		312,888.11	(312,348.11)	312,348.11	312,888.11	109,753.03	140,322.08	62,813.00		312,888.11	109,753.03	140,322.08	62,813.00		312,888.11						
Other Maintenance and Operating Expenses	5029909069		312,888.11	312,888.11		312,888.11	(312,348.11)	312,348.11	312,888.11	109,753.03	140,322.08	62,813.00		312,888.11	109,753.03	140,322.08	62,813.00		312,888.11						
Capital Outlays		12,349,000.00		12,349,000.00	12,349,000.00		(6,813,299.50)	6,813,299.50	12,349,000.00	75,299.50	6,738,000.00			6,813,299.50	75,299.50	6,738,000.00			6,813,299.50			6,535,700.50			
Property, Plant and Equipment Outlay	5080400000	12,349,000.00		12,349,000.00	12,349,000.00		(6,813,299.50)	6,813,299.50	12,349,000.00	75,299.50	6,738,000.00			6,813,299.50	75,299.50	6,738,000.00			6,813,299.50			6,535,700.50			
Buildings and Other Structures	5080404000	8,049,000.00		8,049,000.00	8,049,000.00		(6,500,000.00)	6,500,000.00	8,049,000.00		6,500,000.00			6,500,000.00		6,500,000.00			6,500,000.00			2,549,000.00			
Buildings	5080404001	8,049,000.00		8,049,000.00	8,049,000.00		(6,500,000.00)	6,500,000.00	8,049,000.00		6,500,000.00			6,500,000.00		6,500,000.00			6,500,000.00			2,549,000.00			
Machinery and Equipment Outlay	5080405000	2,998,000.00		2,998,000.00	2,998,000.00		(313,299.50)	313,299.50	2,998,000.00	75,299.50	238,000.00			313,299.50	75,299.50	238,000.00			313,299.50			2,684,700.50			
Office Equipment	5080405002	1,722,000.00		1,722,000.00	1,722,000.00		(313,299.50)	313,299.50	1,722,000.00	75,299.50	238,000.00			313,299.50	75,299.50	238,000.00			313,299.50			1,408,700.50			
Information and Communication Technology Equipment	5080405003	1,276,000.00		1,276,000.00	1,276,000.00				1,276,000.00														1,276,000.00		
Furniture, Fixtures and Books Outlay	5080407000	1,302,000.00		1,302,000.00	1,302,000.00				1,302,000.00														1,302,000.00		
Furniture and Fixtures	5080407001	1,302,000.00		1,302,000.00	1,302,000.00				1,302,000.00														1,302,000.00		
II. Automatic Appropriations																									
Retirement and Life Insurance Premiums	01104102	45,479,000.00		45,479,000.00	45,479,000.00		(14,269,295.82)	14,269,295.82	45,479,000.00	11,293,063.62	11,843,859.92	11,863,556.90		35,000,480.44	11,293,063.62	11,843,859.92	11,863,556.90		35,000,480.44			10,478,519.56			
Personnel Services		45,479,000.00		45,479,000.00	45,479,000.00		(14,269,295.82)	14,269,295.82	45,479,000.00	11,293,063.62	11,843,859.92	11,863,556.90		35,000,480.44	11,293,063.62	11,843,859.92	11,863,556.90		35,000,480.44			10,478,519.56			
Personnel Benefit Contributions	5010300000	45,479,000.00		45,479,000.00	45,479,000.00		(14,269,295.82)	14,269,295.82	45,479,000.00	11,293,063.62	11,843,859.92	11,863,556.90		35,000,480.44	11,293,063.62	11,843,859.92	11,863,556.90		35,000,480.44			10,478,519.56			
Retirement and Life Insurance Premiums	5010301000	45,479,000.00		45,479,000.00	45,479,000.00		(14,269,295.82)	14,269,295.82	45,479,000.00	11,293,063.62	11,843,859.92	11,863,556.90		35,000,480.44	11,293,063.62	11,843,859.92	11,863,556.90		35,000,480.44			10,478,519.56			
Retirement and Life Insurance Premiums	5010301000	45,479,000.00		45,479,000.00	45,479,000.00		(14,269,295.82)	14,269,295.82	45,479,000.00	11,293,063.62	11,843,859.92	11,863,556.90		35,000,480.44	11,293,063.62	11,843,859.92	11,863,556.90		35,000,480.44			10,478,519.56			
III. Special Purpose Fund																									
Miscellaneous Personnel Benefits Fund	01101406		33,368.00	33,368.00	33,368.00				33,368.00		33,368.00			33,368.00		33,368.00			33,368.00			33,368.00			
Personnel Services			33,368.00	33,368.00	33,368.00				33,368.00		33,368.00			33,368.00		33,368.00			33,368.00			33,368.00			
Other Compensation	5010200000		33,368.00	33,368.00	33,368.00				33,368.00		33,368.00			33,368.00		33,368.00			33,368.00			33,368.00			
Year End Bonus	5010214000		30,868.00	30,868.00	30,868.00				30,868.00		30,868.00			30,868.00		30,868.00			30,868.00			30,868.00			
Bonus - Civilian	5010214001		30,868.00	30,868.00	30,868.00				30,868.00		30,868.00			30,868.00		30,868.00			30,868.00			30,868.00			
Cash Gift	5010215000		2,500.00	2,500.00	2,500.00				2,500.00		2,500.00			2,500.00		2,500.00			2,500.00			2,500.00			
Cash Gift - Civilian	5010215001		2,500.00	2,500.00	2,500.00				2,500.00		2,500.00			2,500.00		2,500.00			2,500.00			2,500.00			
Pension and Gratuity Fund	01101407		120,266,809.00	120,266,809.00	120,266,809.00				120,266,809.00	36,822,265.00	36,242,868.00	46,983,112.24		120,048,245.24	36,822,265.00	36,242,868.00	46,983,112.24		120,048,245.24			218,563.76			
Personnel Services			120,266,809.00	120,266,809.00	120,266,809.00				120,266,809.00	36,822,265.00	36,242,868.00	46,983,112.24		120,048,245.24	36,822,265.00	36,242,868.00	46,983,112.24		120,048,245.24			218,563.76			
Other Personnel Benefits	6010400000		120,266,809.00	120,266,809.00	120,266,809.00				120,266,809.00	36,822,265.00	36,242,868.00	46,983,112.24		120,048,245.24	36,822,265.00	36,242,868.00	46,983,112.24		120,048,245.24			218,563.76			
Pension Benefits	5010401000		51,862,599.00	51,862,599.00	51,862,599.00				51,862,599.00	15,996,368.00	16,804,777.00	18,872,893.00		51,644,038.00	15,996,368.00	16,804,777.00	18,872,893.00		51,644,038.00			218,561.00			
Pension Benefits - Civilian	5010401001		51,862,599.00	51,862,599.00	51,862,599.00				51,862,599.00	15,996,368.00	16,804,777.00	18,872,893.00		51,644,038.00	15,996,368.00	16,804,777.00	18,872,893.00		51,644,038.00			218,561.00			
Retirement Gratuity	5010402000		49,635,425.00	49,635,425.00	49,635,425.00				49,635,425.00	11,199,280.00	15,185,776.00	23,250,369.00		49,635,425.00	11,199,280.00	15,185,776.00	23,250,369.00		49,635,425.00						
Retirement Gratuity - Civilian	5010402001		49,635,425.00	49,635,425.00	49,635,425.00				49,635,425.00	11,199,280.00	15,185,776.00	23,250,369.00		49,635,425.00	11,199,280.00	15,185,776.00	23,250,369.00		49,635,425.00						
Terminal Leave Benefits	5010403000		18,766,785.00	18,766,785.00	18,766,785.00				18,766,785.00	9,656,837.00	4,252,315.00	4,859,630.24		18,766,782.24	9,656,837.00	4,252,315.00	4,859,630.24		18,766,782.24			2.76			
Terminal Leave Benefits - Civilian	5010403001		18,766,785.00	18,766,785.00	18,766,785.00				18,766,785.00	9,656,837.00	4,252,315.00	4,859,630.24		18,766,782.24	9,656,837.00	4,252,315.00	4,859,630.24		18,766,782.24			2.76			
GRAND TOTAL																									
Grand Total		1,023,515,000.00	120,300,177.00	1,143,815,177.00	1,109,121,405.00		(271,410,493.61)	271,410,493.61	1,109,121,405.00	251,411,334.63	307,244,707.42	278,624,500.89		837,280,5											

  
Cervantes, Maria Cayolina


Agency Budget Officer

Date: 23/Oct/2017



HAROLD M. CARSO  
Accountant IV


Date:



Cruz, Elvira

Director, FMS

Date: 23/Oct/2017

  
Nograles, Gerardo

Head of Agency or Authorized  
Representative

Date: 23/Oct/2017

*This report was generated using the Unified Reporting System on 23/10/2017 17:26*