

SUMMARY OF APPROPRIATIONS, ALLOTMENTS, OBLIGATIONS, DISBURSEMENTS AND BALANCES BY OBJECT OF EXPENDITURES
As at the Quarter Ending September 30, 2023

Department : Department of Labor and Employment (DOLE)
 Agency/Entity : National Labor Relations Commission
 Operating Unit : Central Office
 Organization Code (UACS) : 16 004 0100000
 Fund Cluster : 01 - Regular Agency Fund
 (e.g. UACS Fund Cluster: 01-Regular Agency Fund, 02-Foreign Assisted Projects Fund, 03-Special Account-Locally Funded/Domestic Grants Fund, and 04-Special Account-Foreign Assisted/Foreign Grants Fund)

X	Current Year Appropriations
	Supplemental Appropriations
	Continuing Appropriations

Particulars	UACS CODE	Appropriations			Allotments		Obligations				Disbursements			Unobligated Allotments	Unpaid Obligations (15-20)=(23+24)			
		Authorized Appropriations	(Transfer To/From, Modifications/Amendments)	Adjusted Appropriations	Allotments Received	Adjustments (Reductions, Modifications/ Augmentations)	Adjusted Allotments	1st Quarter Ending March 31	2nd Quarter Ending June 30	3rd Quarter Ending September 30	Total	1st Quarter Ending March 31	2nd Quarter Ending June 30		3rd Quarter Ending September 30	Total	Due and Demandable	Not Yet Due and Demandable
1	2	3	4	5=(3+4)	6	7	8=(6+(-7)+9)	11	12	13	14=(11+12+13+14)	15	17	18	20=(15+17+18+19)	22=(10-16)	23	24
SUMMARY		1,456,748,000.00	451,820,419.00	1,908,568,419.00	1,456,748,000.00	451,820,419.00	1,908,568,419.00	509,826,185.28	621,970,522.43	481,032,886.77	1,492,728,574.48	489,824,177.64	525,315,699.67	489,824,177.64	1,484,902,119.56	416,838,844.52	7,826,455.92	0.00
A. AGENCY SPECIFIC BUDGET		1,382,999,000.00	0.00	1,382,999,000.00	1,382,999,000.00	0.00	1,382,999,000.00	348,201,384.22	357,892,968.56	287,153,457.13	994,237,809.91	345,320,923.96	360,825,929.60	288,462,511.82	982,628,265.07	389,761,190.08	1,608,544.84	0.00
Personnel Services		1,176,267,000.00	0.00	1,176,267,000.00	1,176,267,000.00	0.00	1,176,267,000.00	300,657,190.80	284,748,583.20	282,762,113.48	838,057,887.50	297,047,182.53	287,876,061.89	261,632,828.24	836,658,042.68	339,209,112.60	1,399,844.84	0.00
Salaries and Wages		869,372,000.00	(249,126.28)	869,122,873.74	869,372,000.00	(249,126.28)	869,122,873.74	258,593,853.12	172,835,769.83	211,897,872.58	643,337,476.34	255,648,579.07	175,691,410.45	211,304,695.91	642,634,686.43	225,795,287.40	692,890.91	0.00
Salaries and Wages - Regular	5010101000	867,014,000.00	(249,126.28)	866,764,873.74	867,014,000.00	(249,126.28)	866,764,873.74	258,593,853.12	172,759,118.00	211,773,601.59	643,128,572.71	255,648,579.07	175,694,777.82	211,180,324.91	642,433,681.80	223,638,301.03	692,890.91	0.00
Basic Salary - Civilian	5010101001	867,014,000.00	(249,126.28)	866,764,873.74	867,014,000.00	(249,126.28)	866,764,873.74	258,593,853.12	172,759,118.00	211,773,601.59	643,128,572.71	255,648,579.07	175,694,777.82	211,180,324.91	642,433,681.80	223,638,301.03	692,890.91	0.00
Salaries and Wages - Casual/Contractual	5010102000	2,358,000.00	0.00	2,358,000.00	2,358,000.00	0.00	2,358,000.00	0.00	76,632.83	124,371.00	201,003.83	0.00	76,632.83	124,371.00	201,003.83	2,159,996.37	0.00	0.00
Other Compensation		265,332,000.00	249,126.28	265,581,126.28	265,332,000.00	249,126.28	265,581,126.28	35,810,346.84	99,842,324.75	27,442,847.42	161,795,618.11	35,368,400.20	86,863,725.04	27,461,641.36	161,633,166.80	103,785,808.16	102,351.51	0.00
Personal Economic Relief Allowance (PERA)	5010201000	27,384,000.00	0.00	27,384,000.00	27,384,000.00	0.00	27,384,000.00	8,039,084.99	5,684,778.48	6,774,380.09	20,498,243.56	7,935,062.25	5,788,256.77	6,782,574.03	20,485,892.05	6,885,756.44	12,351.51	0.00
PERA - Civilian	5010201001	27,384,000.00	0.00	27,384,000.00	27,384,000.00	0.00	27,384,000.00	8,039,084.99	5,684,778.48	6,774,380.09	20,498,243.56	7,935,062.25	5,788,256.77	6,782,574.03	20,485,892.05	6,885,756.44	12,351.51	0.00
Representation Allowance (RA)	5010202000	25,620,000.00	0.00	25,620,000.00	25,620,000.00	0.00	25,620,000.00	7,292,863.64	7,456,056.45	7,257,500.00	22,006,420.09	7,232,863.64	7,456,056.45	7,272,900.00	21,961,420.09	3,613,579.81	45,000.00	0.00
Transportation Allowance (TA)	5010203000	25,620,000.00	0.00	25,620,000.00	25,620,000.00	0.00	25,620,000.00	7,017,863.64	7,192,056.45	7,012,500.00	21,222,420.09	6,957,863.64	7,192,056.45	7,027,800.00	21,177,420.09	4,397,579.81	45,000.00	0.00
Transportation Allowance (TA)	5010203001	25,620,000.00	0.00	25,620,000.00	25,620,000.00	0.00	25,620,000.00	7,017,863.64	7,192,056.45	7,012,500.00	21,222,420.09	6,957,863.64	7,192,056.45	7,027,800.00	21,177,420.09	4,397,579.81	45,000.00	0.00
Clothing/Uniform Allowance	5010204000	6,846,000.00	0.00	6,846,000.00	6,846,000.00	0.00	6,846,000.00	6,576,000.00	144,000.00	12,000.00	6,732,000.00	6,456,000.00	264,000.00	12,000.00	6,732,000.00	114,000.00	0.00	0.00
Clothing/Uniform Allowance - Civilian	5010204001	6,846,000.00	0.00	6,846,000.00	6,846,000.00	0.00	6,846,000.00	6,576,000.00	144,000.00	12,000.00	6,732,000.00	6,456,000.00	264,000.00	12,000.00	6,732,000.00	114,000.00	0.00	0.00
Honoraria - Civilian	5010210001	0.00	155,000.00	155,000.00	0.00	155,000.00	155,000.00	155,000.00	0.00	35,310.00	190,310.00	155,000.00	0.00	35,310.00	190,310.00	(35,310.00)	0.00	0.00
Longevity Pay (LP)	5010212000	23,948,000.00	0.00	23,948,000.00	23,948,000.00	0.00	23,948,000.00	6,634,781.41	5,106,890.69	5,691,909.77	17,433,381.87	6,536,858.41	5,204,613.69	5,691,909.77	17,433,381.87	6,514,818.13	0.00	0.00
Longevity Pay - Civilian	5010212001	23,948,000.00	0.00	23,948,000.00	23,948,000.00	0.00	23,948,000.00	6,634,781.41	5,106,890.69	5,691,909.77	17,433,381.87	6,536,858.41	5,204,613.69	5,691,909.77	17,433,381.87	6,514,818.13	0.00	0.00
Overtime and Night Pay	5010213000	0.00	94,126.28	94,126.28	0.00	94,126.28	94,126.28	94,126.28	50,255.38	142,468.13	286,849.77	94,126.28	50,255.38	142,468.13	286,849.77	(192,723.51)	0.00	0.00
Overtime Pay	5010213001	0.00	94,126.28	94,126.28	0.00	94,126.28	94,126.28	94,126.28	50,255.38	142,468.13	286,849.77	94,126.28	50,255.38	142,468.13	286,849.77	(192,723.51)	0.00	0.00
Year End Bonus	5010214000	72,252,000.00	0.00	72,252,000.00	72,252,000.00	0.00	72,252,000.00	628.00	88,214.00	477,779.43	566,619.43	828.00	88,214.00	477,779.43	566,619.43	71,685,380.57	0.00	0.00
Bonus - Civilian	5010214001	72,252,000.00	0.00	72,252,000.00	72,252,000.00	0.00	72,252,000.00	628.00	88,214.00	477,779.43	566,619.43	828.00	88,214.00	477,779.43	566,619.43	71,685,380.57	0.00	0.00
Cash Gift	5010215000	5,705,000.00	0.00	5,705,000.00	5,705,000.00	0.00	5,705,000.00	0.00	5,000.00	39,000.00	44,000.00	0.00	5,000.00	39,000.00	44,000.00	5,661,000.00	0.00	0.00
Cash Gift - Civilian	5010215001	5,705,000.00	0.00	5,705,000.00	5,705,000.00	0.00	5,705,000.00	0.00	5,000.00	39,000.00	44,000.00	0.00	5,000.00	39,000.00	44,000.00	5,661,000.00	0.00	0.00
Mid-Year Bonus - Civilian	5010216000	72,252,000.00	0.00	72,252,000.00	72,252,000.00	0.00	72,252,000.00	0.00	72,810,273.30	0.00	72,810,273.30	0.00	72,810,273.30	0.00	72,810,273.30	(558,273.30)	0.00	0.00
Mid-Year Bonus - Civilian	5010216001	72,252,000.00	0.00	72,252,000.00	72,252,000.00	0.00	72,252,000.00	0.00	72,810,273.30	0.00	72,810,273.30	0.00	72,810,273.30	0.00	72,810,273.30	(558,273.30)	0.00	0.00
Other Bonuses and Allowances	5010299000	5,705,000.00	0.00	5,705,000.00	5,705,000.00	0.00	5,705,000.00	0.00	5,000.00	0.00	5,000.00	0.00	5,000.00	0.00	5,000.00	5,700,000.00	0.00	0.00
Productivity Enhancement Incentive - Civilian	5010299012	5,705,000.00	0.00	5,705,000.00	5,705,000.00	0.00	5,705,000.00	0.00	5,000.00	0.00	5,000.00	0.00	5,000.00	0.00	5,000.00	5,700,000.00	0.00	0.00
Personnel Benefit Contributions		17,782,000.00	0.00	17,782,000.00	17,782,000.00	0.00	17,782,000.00	3,784,142.04	3,866,665.28	3,784,966.78	11,445,783.05	3,686,323.46	3,924,083.83	3,250,783.34	10,841,190.63	8,336,206.95	894,602.42	0.00
Pag-IBIG - Civilian	5010302001	1,370,000.00	0.00	1,370,000.00	1,370,000.00	0.00	1,370,000.00	328,800.00	335,100.00	340,200.00	1,004,100.00	323,500.00	340,400.00	340,200.00	1,004,100.00	365,900.00	0.00	0.00
PhilHealth Contributions	5010303000	15,042,000.00	0.00	15,042,000.00	15,042,000.00	0.00	15,042,000.00	3,114,142.04	3,188,965.25	3,111,965.78	9,415,093.05	3,069,023.46	3,234,083.83	2,507,383.34	8,810,490.63	5,626,906.95	604,602.42	0.00
PhilHealth - Civilian	5010303001	15,042,000.00	0.00	15,042,000.00	15,042,000.00	0.00	15,042,000.00	3,114,142.04	3,188,965.25	3,111,965.78	9,415,093.05	3,069,023.46	3,234,083.83	2,507,383.34	8,810,490.63	5,626,906.95	604,602.42	0.00
Employee Compensation Insurance Premiums	5010304000	1,370,000.00	0.00	1,370,000.00	1,370,000.00	0.00	1,370,000.00	342,800.00	342,800.00	342,800.00	1,028,600.00	273,800.00	349,600.00	403,200.00	1,028,600.00	343,400.00	0.00	0.00
ECIP - Civilian	5010304001	1,370,000.00	0.00	1,370,000.00	1,370,000.00	0.00	1,370,000.00	341,200.00	342,800.00	342,800.00	1,028,600.00	273,800.00	349,600.00	403,200.00	1,028,600.00	343,400.00	0.00	0.00
Other Personnel Benefits		23,781,000.00	0.00	23,781,000.00	23,781,000.00	0.00	23,781,000.00	2,368,848.80	8,693,842.67	9,616,307.63	21,489,000.00	2,363,849.88	9,608,842.57	9,616,307.63	21,489,000.00	2,362,890.00	0.00	0.00
Terminal Leave Benefits	5010403000	20,819,000.00	0.00	20,819,000.00	20,819,000.00	0.00	20,819,000.00	2,043,849.80	9,423,842.57	9,351,307.63	20,819,000.00	2,043,849.80	9,423,842.57	9,351,307.63	20,819,000.00	0.00	0.00	0.00
Terminal Leave Benefits - Civilian	5010403001	20,819,000.00	0.00	20,819,000.00	20,819,000.00	0.00	20,819,000.00	2,043,849.80	9,423,842.57	9,351,307.63	20,819,000.00	2,043,849.80	9,423,842.57	9,351,307.63	20,819,000.00	0.00	0.00	0.00
Other Personnel Benefits	5010499000	2,962,000.00	0.00	2,962,000.00	2,962,000.00	0.00	2,962,000.00	325,000.00	80,000.00	265,000.00	670,							

COMMISSION ON AUDIT
NATIONAL LABOR RELATIONS COMMISSION

RECEIVED

By: _____
Date: 10-25-23

Current Year Appropriations
 Supplemental Appropriations
 Continuing Appropriations

Department : Department of Labor and Employment (DOLE)
Agency/Entity : National Labor Relations Commission
Operating Unit : Central Office
Organization Code (UAACS) : 16 004 0100000
Fund Cluster : 01 - Regular Agency Fund

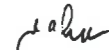
Particulars	UAACS CODE	Appropriations					Allotments				Disbursements			Total	Unobligated Allotments	Unpaid Obligations (15-20)=(23+24)		
		Authorized Appropriations	(Transfer To/From, Modifications/ Adjustments)	Adjusted Appropriations	Allotments Received	Adjustments (Reductions, Modifications/ Augmentation)	Adjusted Allotments	1st Quarter Ending March 31	2nd Quarter Ending June 30	3rd Quarter Ending September 30	Total	1st Quarter Ending March 31	2nd Quarter Ending June 30			3rd Quarter Ending September 30	Due and Demandable	Not Yet Due and Demandable
1	2	3	4	5=(3+4)	6	7	8=(6+(-7)+8+9)	11	12	13	10=(11+12+13+14)	16	17	18	20=(16+17+18+19)	22=(10-15)	23	24
Training Expenses	5020201002	4,565,000.00	(284,581.85)	4,280,418.15	4,565,000.00	(284,581.85)	4,280,418.15	1,279,361.60	1,313,365.48	398,948.61	2,991,625.69	1,279,361.60	1,200,065.48	359,448.61	2,929,875.89	1,291,742.26	59,000.00	0.00
Supplies and Materials Expenses		16,108,000.00	0.00	16,108,000.00	16,108,000.00	0.00	16,108,000.00	4,099,789.70	3,249,812.06	2,730,550.58	10,080,152.34	4,061,321.99	3,237,066.38	2,767,774.98	10,086,162.34	6,027,837.68	14,000.00	0.00
Office Supplies Expenses	5020301000	9,937,000.00	0.00	9,937,000.00	9,937,000.00	0.00	9,937,000.00	2,808,431.40	1,780,189.70	1,200,053.75	5,788,674.85	2,787,821.40	1,796,919.70	1,203,933.75	5,788,674.85	4,148,325.15	0.00	0.00
Office Supply Expenses	5020301002	9,937,000.00	0.00	9,937,000.00	9,937,000.00	0.00	9,937,000.00	2,808,431.40	1,780,189.70	1,200,053.75	5,788,674.85	2,787,821.40	1,796,919.70	1,203,933.75	5,788,674.85	4,148,325.15	0.00	0.00
Accountable Forms Expenses	5020302000	484,000.00	0.00	484,000.00	484,000.00	0.00	484,000.00	88,100.00	101,900.00	85,300.00	255,300.00	88,100.00	101,900.00	85,300.00	255,300.00	229,700.00	0.00	0.00
Drugs and Medicines Expenses	5020307000	91,000.00	0.00	91,000.00	91,000.00	0.00	91,000.00	400.00	4,708.75	2,489.50	7,598.25	400.00	4,708.75	2,489.50	7,598.25	63,401.75	0.00	0.00
Fuel, Oil and Lubricants Expenses	5020309000	1,677,000.00	0.00	1,677,000.00	1,677,000.00	0.00	1,677,000.00	489,181.94	448,285.18	429,617.10	1,367,084.22	473,914.22	447,132.50	432,037.50	1,353,084.22	309,915.79	14,000.00	0.00
Textbooks and Instructional Materials Expenses	5020311000	253,000.00	0.00	253,000.00	253,000.00	0.00	253,000.00	0.00	55,305.00	0.00	55,305.00	0.00	55,305.00	0.00	55,305.00	197,695.00	0.00	0.00
Textbooks and Instructional Materials Expenses	5020311001	253,000.00	0.00	253,000.00	253,000.00	0.00	253,000.00	0.00	55,305.00	0.00	55,305.00	0.00	55,305.00	0.00	55,305.00	197,695.00	0.00	0.00
Other Supplies and Materials Expenses	5020399000	3,666,000.00	0.00	3,666,000.00	3,666,000.00	0.00	3,666,000.00	713,688.38	859,423.43	1,033,090.23	2,606,200.02	711,099.39	631,095.43	1,064,014.23	2,606,200.02	1,059,799.59	0.00	0.00
Utility Expenses		27,506,000.00	0.00	27,506,000.00	27,506,000.00	0.00	27,506,000.00	4,233,327.85	4,707,070.54	3,738,115.70	12,678,513.89	3,944,274.67	4,996,723.82	3,738,115.70	12,678,513.89	16,826,886.11	0.00	0.00
Water Expenses	5020401000	6,040,000.00	0.00	6,040,000.00	6,040,000.00	0.00	6,040,000.00	344,068.09	417,820.09	298,990.88	1,060,888.86	344,068.09	417,820.09	298,990.88	1,060,888.86	4,979,101.14	0.00	0.00
Electricity Expenses	5020402000	21,466,000.00	0.00	21,466,000.00	21,466,000.00	0.00	21,466,000.00	3,889,839.76	4,289,250.25	3,439,125.02	11,618,215.03	3,900,186.58	4,576,903.43	3,439,125.02	11,618,215.03	6,847,784.97	0.00	0.00
Communication Expenses		31,268,000.00	0.00	31,268,000.00	31,268,000.00	0.00	31,268,000.00	7,598,108.11	8,218,055.85	4,507,232.63	17,314,397.59	7,980,109.11	5,190,987.85	4,519,120.63	17,299,187.59	13,953,802.41	24,200.00	0.00
Postage and Courier Services	5020501000	21,950,000.00	0.00	21,950,000.00	21,950,000.00	0.00	21,950,000.00	5,030,261.76	3,839,930.91	3,316,234.89	11,986,427.56	5,030,261.76	3,639,630.01	3,316,234.89	11,986,427.56	9,993,572.44	0.00	0.00
Telephone Expenses	5020502000	4,948,000.00	0.00	4,948,000.00	4,948,000.00	0.00	4,948,000.00	961,267.84	1,153,868.95	773,364.69	2,888,521.46	962,267.84	1,132,578.95	779,454.69	2,884,321.48	2,059,478.52	24,200.00	0.00
Mobile	5020502001	4,103,000.00	0.00	4,103,000.00	4,103,000.00	0.00	4,103,000.00	470,683.34	547,696.88	548,138.96	1,566,519.97	461,683.34	526,406.68	554,229.95	1,542,319.97	2,539,480.03	24,200.00	0.00
Landline	5020502002	845,000.00	0.00	845,000.00	845,000.00	0.00	845,000.00	490,604.50	606,172.27	225,224.74	1,322,001.51	490,604.50	606,172.27	225,224.74	1,322,001.51	(477,001.51)	0.00	0.00
Internet Subscription Expenses	5020503000	4,370,000.00	(6,899.99)	4,363,100.01	4,370,000.00	(6,899.99)	4,363,100.01	1,587,559.51	417,358.00	417,633.05	2,432,549.56	1,597,059.51	411,558.00	423,431.05	2,432,549.56	1,930,551.45	0.00	0.00
Cable, Satellite, Telegraph and Radio Expenses	5020504000	0.00	6,899.99	6,899.99	0.00	6,899.99	0.00	0.00	0.00	0.00	0.00	0.00	0.00	0.00	0.00	0.00	0.00	0.00
Confidential, Intelligence and Extraordinary		25,821,000.00	0.00	25,821,000.00	25,821,000.00	0.00	25,821,000.00	5,342,955.95	6,798,748.36	6,801,356.30	17,943,061.58	5,342,955.95	6,695,748.36	6,792,658.30	17,931,561.55	7,877,936.45	111,500.00	0.00
Extraordinary and Miscellaneous Expense	5021003000	25,821,000.00	0.00	25,821,000.00	25,821,000.00	0.00	25,821,000.00	5,342,955.95	6,798,748.36	6,801,356.30	17,943,061.58	5,342,955.95	6,695,748.36	6,792,658.30	17,931,561.55	7,877,936.45	111,500.00	0.00
Professional Services		530,000.00	0.00	530,000.00	530,000.00	0.00	530,000.00	10,800.00	2,550.00	200.00	10,800.00	10,800.00	2,550.00	200.00	10,800.00	618,490.00	0.00	0.00
Legal Services	5021101000	530,000.00	(1,550.00)	528,450.00	530,000.00	(1,550.00)	528,450.00	10,800.00	1,000.00	200.00	12,000.00	10,800.00	1,000.00	200.00	12,000.00	516,450.00	0.00	0.00
Auditing Service	5021102000	0.00	1,550.00	1,550.00	0.00	1,550.00	0.00	0.00	0.00	0.00	0.00	0.00	0.00	0.00	0.00	0.00	0.00	0.00
General Services		18,087,000.00	0.00	18,087,000.00	18,087,000.00	0.00	18,087,000.00	3,018,849.21	6,444,193.17	3,684,899.81	13,138,942.29	3,010,648.31	6,038,720.92	4,883,372.06	13,139,842.28	4,817,367.71	0.00	0.00
Janitorial Services	5021202000	4,583,000.00	0.00	4,583,000.00	4,583,000.00	0.00	4,583,000.00	396,785.15	1,035,983.20	694,119.89	2,128,888.24	396,785.15	1,035,983.20	694,119.89	2,128,888.24	2,456,111.76	0.00	0.00
Security Services	5021203000	8,794,000.00	0.00	8,794,000.00	8,794,000.00	0.00	8,794,000.00	1,233,888.68	3,723,385.22	1,295,138.12	6,352,209.82	1,233,888.68	3,314,912.97	1,803,608.37	6,362,209.82	2,441,790.18	0.00	0.00
Other General Services	5021299000	4,680,000.00	0.00	4,680,000.00	4,680,000.00	0.00	4,680,000.00	1,380,075.68	1,684,824.75	1,595,643.80	4,660,544.23	1,380,075.68	1,684,824.75	1,595,643.80	4,660,544.23	19,455.77	0.00	0.00
Other General Services	5021299009	4,680,000.00	0.00	4,680,000.00	4,680,000.00	0.00	4,680,000.00	1,380,075.68	1,684,824.75	1,595,643.80	4,660,544.23	1,380,075.68	1,684,824.75	1,595,643.80	4,660,544.23	19,455.77	0.00	0.00
Repairs and Maintenance		2,756,000.00	0.00	2,756,000.00	2,756,000.00	0.00	2,756,000.00	372,566.65	350,789.82	619,617.08	1,242,982.55	372,566.65	350,789.82	619,617.08	1,242,982.55	1,513,917.46	0.00	0.00
Repairs and Maintenance - Buildings and Other	5021304000	250,000.00	0.00	250,000.00	250,000.00	0.00	250,000.00	160.00	0.00	0.00	160.00	160.00	0.00	0.00	160.00	8,178.58	241,821.42	0.00
Buildings	5021304001	250,000.00	0.00	250,000.00	250,000.00	0.00	250,000.00	160.00	0.00	0.00	160.00	160.00	0.00	0.00	160.00	8,178.58	241,821.42	0.00
Repairs and Maintenance - Machinery and	5021305000	796,000.00	0.00	796,000.00	796,000.00	0.00	796,000.00	94,846.75	133,097.75	160,212.00	388,156.50	94,846.75	133,097.75	180,212.00	388,156.50	407,843.50	0.00	0.00
Office Equipment	5021305002	476,000.00	0.00	476,000.00	476,000.00	0.00	476,000.00	50,145.00	63,706.75	94,249.00	217,100.75	50,145.00	63,706.75	94,249.00	217,100.75	258,699.25	0.00	0.00
Information and Communication Technology Equipment	5021305003	320,000.00	0.00	320,000.00	320,000.00	0.00	320,000.00	35,701.75	80,391.00	65,963.00	171,055.75	35,701.75	69,391.00	65,963.00	171,055.75	149,944.25	0.00	0.00
Repairs and Maintenance - Transportation	5021306000	1,460,000.00	0.00	1,460,000.00	1,460,000.00	0.00	1,460,000.00	274,940.15	197,714.07	290,992.50	763,646.72	274,940.15	197,714.07	290,992.50	763,646.72	686,353.28	0.00	0.00
Motor Vehicles	5021306001	1,460,000.00	0.00	1,460,000.00	1,460,000.00	0.00	1,460,000.00	274,940.15	197,714.07	290,992.50	763,646.72	274,940.15	197,714.07	290,992.50	763,646.72	686,353.28	0.00	0.00
Repairs and Maintenance - Furniture and Fixtures	5021307000	240,000.00	0.00	240,000.00	240,000.00	0.00	240,000.00	379.75	19,987.00	0.00	20,366.75	379.75	19,987.00	0.00	20,366.75	219,633.25	0.00	0.00
Repairs and Maintenance - Leased Assets	5021308000	10,000.00	0.00	10,000.00	10,000.00	0.00	10,000.00	2,240.00	0.00	60,394.00	62,634.00	2,240.00	0.00	60,394.00	62,634.00	(52,634.00)	0.00	0.00
Other Leased Assets	5021308099	10,000.00	0.00	10,000.00	10,000.00	0.00	10,000.00	2,240.00										

Department : Department of Labor and Employment (DOLE)
 Agency/Entity : National Labor Relations Commission
 Operating Unit : Central Office
 Organization Code (UACS) : 16 004 0100000
 Fund Cluster : 01 - Regular Agency Fund


X	Current Year Appropriations
	Supplemental Appropriations
	Continuing Appropriations

Particulars	UACS CODE	Appropriations			Allotments			Obligations				Disbursements				Unobligated Allotments	Unpaid Obligations (15-20)-(23+24)	
		Authorized Appropriations	Adjustments (Transfer To/From, Modifications/ Augmentations)	Adjusted Appropriations	Allotments Received	Adjustments (Reductions, Modifications/ Augmentation)	Adjusted Allotments	1st Quarter Ending March 31	2nd Quarter Ending June 30	3rd Quarter Ending September 30	Total	1st Quarter Ending March 31	2nd Quarter Ending June 30	3rd Quarter Ending September 30	Total		Due and Demandable	Not Yet Due and Demandable
Rent - Building and Structures	502905001	70,415,000.00	0.00	70,415,000.00	70,415,000.00	0.00	70,415,000.00	21,000,837.30	42,680,348.85	11,626,530.25	75,288,716.40	21,000,837.30	42,680,348.85	11,626,530.25	75,288,716.40	(4,874,716.40)	0.00	0.00
Subscription Expenses	502907000	2,623,000.00	(380,718.41)	2,262,281.59	2,623,000.00	(380,718.41)	2,262,281.59	364,500.15	272,937.91	136,238.33	773,706.39	364,500.15	272,937.91	136,238.33	773,706.39	1,488,515.20	0.00	0.00
Cloud Computing Service	502907003	2,400,000.00	(360,718.41)	2,039,281.59	2,400,000.00	(360,718.41)	2,039,281.59	330,000.00	0.00	136,238.33	466,238.33	330,000.00	0.00	136,238.33	466,238.33	1,573,043.26	0.00	0.00
Other Subscription Expenses	502907099	223,000.00	0.00	223,000.00	223,000.00	0.00	223,000.00	34,500.15	272,937.91	0.00	307,528.06	34,500.15	272,937.91	0.00	307,528.06	(84,528.06)	0.00	0.00
Other Maintenance and Operating Expenses	502909000	0.00	645,300.26	645,300.26	0.00	645,300.26	645,300.26	284,561.85	360,718.41	0.00	645,300.26	284,561.85	360,718.41	0.00	645,300.26	0.00	0.00	0.00
Other Maintenance and Operating Expenses	502909099	0.00	645,300.26	645,300.26	0.00	645,300.26	645,300.26	284,561.85	360,718.41	0.00	645,300.26	284,561.85	360,718.41	0.00	645,300.26	0.00	0.00	0.00
B. AUTOMATIC APPROPRIATIONS		73,748,000.00	0.00	73,748,000.00	73,748,000.00	0.00	73,748,000.00	18,228,786.81	18,833,059.43	18,286,333.68	55,348,179.92	18,228,786.81	18,833,059.43	18,286,333.68	55,348,179.92	16,881,820.37	0.00	0.00
Retirement and Life Insurance Premiums		73,748,000.00	0.00	73,748,000.00	73,748,000.00	0.00	73,748,000.00	18,228,786.81	18,833,059.43	18,286,333.68	55,348,179.92	18,228,786.81	18,833,059.43	18,286,333.68	55,348,179.92	16,881,820.37	0.00	0.00
C. SPECIAL PURPOSE FUNDS		0.00	451,820,419.00	451,820,419.00	0.00	451,820,419.00	451,820,419.00	142,394,994.55	145,354,494.44	155,884,095.94	443,633,584.94	142,394,994.55	145,354,494.44	155,884,095.94	443,633,584.94	8,317,911.08	0.00	0.00
Miscellaneous Personnel Benefits Fund		0.00	35,858,014.00	35,858,014.00	0.00	35,858,014.00	35,858,014.00	0.00	0.00	35,812,334.79	35,812,334.79	0.00	0.00	35,812,334.79	245,679.21	0.00	0.00	
Other Compensation	601020000	0.00	35,858,014.00	35,858,014.00	0.00	35,858,014.00	35,858,014.00	0.00	0.00	35,812,334.79	35,812,334.79	0.00	0.00	35,812,334.79	245,679.21	0.00	0.00	
Other Bonuses and Allowances		0.00	35,858,014.00	35,858,014.00	0.00	35,858,014.00	35,858,014.00	0.00	0.00	35,812,334.79	35,812,334.79	0.00	0.00	35,812,334.79	245,679.21	0.00	0.00	
Performance Based Bonus - Civilian	501029014	0.00	35,858,014.00	35,858,014.00	0.00	35,858,014.00	35,858,014.00	0.00	0.00	35,812,334.79	35,812,334.79	0.00	0.00	35,812,334.79	245,679.21	0.00	0.00	
Pension and Gratuity Fund		0.00	415,962,405.00	415,962,405.00	0.00	415,962,405.00	415,962,405.00	142,394,994.55	145,354,494.44	119,971,761.16	407,721,250.15	142,394,994.55	145,354,494.44	119,971,761.16	407,721,250.15	8,241,154.85	0.00	0.00
Other Personnel Benefits	601040000	0.00	415,962,405.00	415,962,405.00	0.00	415,962,405.00	415,962,405.00	142,394,994.55	145,354,494.44	119,971,761.16	407,721,250.15	142,394,994.55	145,354,494.44	119,971,761.16	407,721,250.15	8,241,154.85	0.00	0.00
Terminal Leave Benefits		0.00	415,962,405.00	415,962,405.00	0.00	415,962,405.00	415,962,405.00	142,394,994.55	145,354,494.44	119,971,761.16	407,721,250.15	142,394,994.55	145,354,494.44	119,971,761.16	407,721,250.15	8,241,154.85	0.00	0.00
Pension Benefits - Civilian	501040100	0.00	158,274,843.00	158,274,843.00	0.00	158,274,843.00	158,274,843.00	51,769,354.00	52,968,479.00	53,000,258.00	157,998,091.00	51,769,354.00	52,968,479.00	53,000,258.00	157,998,091.00	98,345.00	0.00	0.00
Retirement Gratuity - Civilian	501040200	0.00	183,580,792.00	183,580,792.00	0.00	183,580,792.00	183,580,792.00	71,628,688.40	68,363,049.00	45,502,708.00	185,514,445.40	71,628,688.40	68,363,049.00	45,502,708.00	185,514,445.40	0.00	0.00	0.00
Terminal Leave Benefits - Civilian	501040300	0.00	74,096,770.00	74,096,770.00	0.00	74,096,770.00	74,096,770.00	19,096,951.15	24,022,966.44	21,378,761.16	64,498,678.75	19,096,951.15	24,022,966.44	21,378,761.16	64,498,678.75	7,414,055.25	0.00	0.00
GRAND TOTAL		1,456,748,000.00	451,820,419.00	1,908,568,419.00	1,456,748,000.00	451,820,419.00	1,908,568,419.00	809,625,168.28	821,870,522.43	461,932,869.77	1,462,728,574.46	809,625,168.28	821,870,522.43	461,932,869.77	1,462,728,574.46	7,926,486.02	0.00	0.00

Certified Correct:


 MARIA DAISEE A. TISMO
 LAA/ Acting Budget Officer
 Date: 10/22/2023


Certified Correct:


 HAROLD M. CARBO
 Chief, Mgmt. And Fiscal Division
 Date: 10/22/2023

Recommending Approval By:


 GRACE M. VENUS
 Presiding Commissioner, 4th Division
 Date: 10/22/2023

Approved By:


 GRACE E. MANIQUIZ- TAN
 Chairperson
 Date: 10/22/2023

