

STATEMENT OF APPROPRIATIONS, ALLOTMENTS, OBLIGATIONS, DISBURSEMENTS AND BALANCES
As at the Quarter Ending September 30, 2021

Department : Department of Labor and Employment (DOLE)
Agency/Entity : National Labor Relations Commission
Operating Unit : Central Office
Organization Code (UACS) : 16 004 0100000
Fund Cluster : 01 Regular Agency Fund

(e.g. UACS Fund Cluster: 01-Regular Agency Fund, 02-Foreign Assisted Projects Fund, 03-Special Account-Locally Funded/Domestic Grants Fund, and 04-Special Account-Foreign Assisted/Foreign Grants Fund)

Particulars	UACS CODE	Authorized Appropriations	Adjustments (Transfers from/ to other appropriations)	Adjusted Appropriations	Allotments (Budgetary Control)	Adjusted Total Appropriations	Current Year Obligations			Current Year Disbursements			Balances											
							1st Quarter Ending March 31	2nd Quarter Ending June 30	3rd Quarter Ending Sept. 30	TOTAL	1st Quarter Ending March 31	2nd Quarter Ending June 30	3rd Quarter Ending Sept. 30	TOTAL	Unreleased Appro	Unobligated Allotments	Unpaid Obligations (5-20)-(23-24)	Net Due and Demandable						
1	2	3	4	5=(3+4)	6	7	8	9	10=(8-(17-8-9))	11	12	13	14=(11+12+13+14)	15	16	17	18	19=(16-(17+18-19))	20	21	22	23	24	
Agency Specific Budget		1,316,600,000.00	0.00	1,316,600,000.00	1,316,600,000.00	1,316,600,000.00	0.00	0.00	0.00	328,791,474.88	368,043,589.27	330,183,525.20	1,026,958,589.44	328,668,504.20	367,477,778.65	330,164,277.81	1,026,307,559.66	0.00	289,619,410.56	960,910.77	0.00	0.00	0.00	
General Administration and Support	10000000000000	222,561,000.00	21,543,716.85	244,104,716.85	222,561,000.00	244,104,716.85	99,235,860.48	68,562,947.84	91,470,002.47	219,076,813.79	59,207,957.55	68,289,137.02	218,872,686.60	59,207,957.55	68,289,137.02	218,872,686.60	0.00	25,027,803.06	204,228.19	0.00	0.00	0.00		
General Management and Supervision	10000010000100	193,453,000.00	(19,061,804.78)	174,391,195.22	193,453,000.00	174,391,195.22	50,013,792.03	52,025,110.16	47,344,529.97	149,383,392.16	49,985,828.10	51,831,289.25	147,242,008.52	149,159,163.97	51,831,289.25	147,242,008.52	0.00	25,027,803.06	204,228.19	0.00	0.00	0.00		
		107,471,000.00	(19,061,804.78)	88,409,195.22	107,471,000.00	88,409,195.22	28,075,238.55	34,357,346.89	25,976,609.69	88,409,195.22	28,075,238.55	34,356,370.17	88,409,195.22	28,075,238.55	34,356,370.17	88,409,195.22	0.00	25,027,803.06	204,228.19	0.00	0.00	0.00		
		85,982,000.00	0.00	85,982,000.00	85,982,000.00	85,982,000.00	21,808,513.48	17,647,783.17	21,367,603.29	60,954,196.94	21,910,587.55	17,575,929.18	21,263,452.02	60,749,988.75	17,575,929.18	21,263,452.02	0.00	25,027,803.06	204,228.19	0.00	0.00	0.00		
		28,108,000.00	40,605,521.63	68,713,521.63	28,108,000.00	68,713,521.63	9,222,131.45	16,357,837.68	44,133,562.50	68,713,521.63	9,222,131.45	16,357,837.68	44,133,562.50	68,713,521.63	16,357,837.68	44,133,562.50	0.00	0.00	0.00	0.00	0.00	0.00	0.00	0.00
		28,108,000.00	40,605,521.63	68,713,521.63	28,108,000.00	68,713,521.63	9,222,131.45	16,357,837.68	44,133,562.50	68,713,521.63	9,222,131.45	16,357,837.68	44,133,562.50	68,713,521.63	16,357,837.68	44,133,562.50	0.00	0.00	0.00	0.00	0.00	0.00	0.00	0.00
		222,561,000.00	21,543,716.85	244,104,716.85	222,561,000.00	244,104,716.85	59,235,860.48	68,562,947.84	91,470,002.47	219,076,813.79	59,207,957.55	68,289,137.02	218,872,686.60	59,207,957.55	68,289,137.02	218,872,686.60	0.00	25,027,803.06	204,228.19	0.00	0.00	0.00	0.00	
		136,579,000.00	21,543,716.85	158,122,716.85	136,579,000.00	158,122,716.85	37,297,370.00	50,715,194.67	70,110,162.18	158,122,716.85	37,297,370.00	50,715,194.67	158,122,716.85	37,297,370.00	50,715,194.67	158,122,716.85	0.00	25,027,803.06	204,228.19	0.00	0.00	0.00	0.00	
		85,982,000.00	0.00	85,982,000.00	85,982,000.00	85,982,000.00	21,808,513.48	17,647,783.17	21,367,603.29	60,954,196.94	21,910,587.55	17,575,929.18	21,263,452.02	60,749,988.75	17,575,929.18	21,263,452.02	0.00	25,027,803.06	204,228.19	0.00	0.00	0.00	0.00	
		1,094,047,000.00	(71,543,716.85)	1,022,503,283.15	1,094,047,000.00	1,022,503,283.15	289,525,591.40	289,680,644.43	238,705,442.82	807,911,675.65	289,457,686.65	299,188,639.63	238,788,686.79	807,434,983.07	289,188,639.63	238,788,686.79	0.00	264,591,607.50	478,682.58	0.00	0.00	0.00		
		1,094,047,000.00	(71,543,716.85)	1,022,503,283.15	1,094,047,000.00	1,022,503,283.15	289,525,591.40	289,680,644.43	238,705,442.82	807,911,675.65	289,457,686.65	299,188,639.63	238,788,686.79	807,434,983.07	289,188,639.63	238,788,686.79	0.00	264,591,607.50	478,682.58	0.00	0.00	0.00		
		300,117,000.00	0.00	300,117,000.00	300,117,000.00	300,117,000.00	102,488,227.34	110,229,620.71	88,483,979.64	301,211,827.69	102,488,227.34	110,229,620.71	88,253,793.82	300,983,811.67	110,229,620.71	88,253,793.82	0.00	28,905,172.31	248,195.82	0.00	0.00	0.00		
		290,983,000.00	0.00	290,983,000.00	290,983,000.00	290,983,000.00	98,638,287.65	105,622,859.65	82,078,794.02	296,479,931.33	98,638,287.65	105,622,859.65	81,900,382.21	296,361,529.54	105,622,859.65	81,900,382.21	0.00	4,933,098.67	118,401.82	0.00	0.00	0.00		
		30,134,000.00	0.00	30,134,000.00	30,134,000.00	30,134,000.00	3,849,039.89	4,416,715.05	6,469,195.61	14,731,896.36	3,849,039.89	4,389,078.92	14,602,102.36	296,361,529.54	4,389,078.92	14,602,102.36	0.00	225,696,426.19	229,488.79	0.00	0.00	0.00		
		793,930,000.00	(71,543,716.85)	742,386,283.15	793,930,000.00	742,386,283.15	156,142,914.21	168,126,255.16	135,251,504.12	459,550,723.49	156,100,989.46	167,698,686.46	135,036,631.06	459,428,516.98	167,698,686.46	135,036,631.06	0.00	26,183,675.53	104,380.25	0.00	0.00	0.00		
		73,333,000.00	0.00	73,333,000.00	73,333,000.00	73,333,000.00	10,894,489.85	21,294,785.56	14,999,909.06	60,731,675.65	10,898,449.85	21,278,322.46	14,988,071.91	60,731,675.65	21,278,322.46	14,988,071.91	0.00	24,005,628.33	478,682.58	0.00	0.00	0.00		
		1,094,047,000.00	(71,543,716.85)	1,022,503,283.15	1,094,047,000.00	1,022,503,283.15	289,525,591.40	289,680,644.43	238,705,442.82	807,911,675.65	289,457,686.65	299,188,639.63	238,788,686.79	807,434,983.07	289,188,639.63	238,788,686.79	0.00	264,591,607.50	478,682.58	0.00	0.00	0.00		
		981,580,000.00	(71,543,716.85)	909,036,283.15	981,580,000.00	909,036,283.15	254,791,201.86	273,971,141.81	217,270,338.15	746,020,654.82	254,789,277.11	273,971,141.81	217,257,213.27	745,788,046.49	273,971,141.81	217,257,213.27	0.00	50,945,979.17	242,698.33	0.00	0.00	0.00		
		112,467,000.00	0.00	112,467,000.00	112,467,000.00	112,467,000.00	14,744,389.54	25,701,528.62	21,426,104.67	61,881,020.83	14,718,389.54	25,677,083.52	21,251,473.52	61,646,946.38	25,677,083.52	21,251,473.52	0.00	0.00	0.00	0.00	0.00	0.00	0.00	

This report was generated using the Unified Reporting System on 16/10/2021 18:08 version FAR1.2.5; Status: SUBMITTED


X	Current Year Appropriations
	Supplemental Appropriations
	Contributing Appropriations


(e.g. UACCS Fund Cluster: 01-Regular Agency Fund, 02-Foreign Assisted Projects Fund, 03-Special Account-Locally Funded/Domestic Grants Fund, and 04-Special Account-Foreign Assisted/Foreign Grants Fund)


Particulars	UACCS CODE	Appropriations (Transfers)				Current Year Obligations				Current Year Disbursements				Balances			
		Authorized Appropriations	Net Transferred Appropriations	Adjusted Appropriations	Allocations Received	Adjusted Total Obligations	1st Quarter Ending March 31	2nd Quarter Ending June 30	3rd Quarter Ending Sept. 30	TOTAL	1st Quarter Ending March 31	2nd Quarter Ending June 30	3rd Quarter Ending Sept. 30	TOTAL	Unreleased Appro	Unobligated Appropriations	Unpaid Obligations (1-20)-(23-24)
Sub-Total I. Agency Specific Budget		1,316,600,000.00	0.00	1,316,600,000.00	1,316,600,000.00	326,761,474.88	369,043,599.27	330,183,525.29	1,026,988,599.44	326,665,624.20	367,477,776.66	330,164,277.81	1,024,307,678.67	0.00	289,619,410.56	680,910.77	0.00
PS		1,118,150,000.00	0.00	1,118,150,000.00	1,118,150,000.00	262,079,571.86	334,664,299.46	297,360,500.53	894,153,371.85	262,068,647.11	334,224,763.96	297,360,500.53	893,613,912.54	0.00	214,002,639.33	242,698.33	0.00
MOOE		198,449,000.00	0.00	198,449,000.00	198,449,000.00	36,822,903.02	43,349,289.79	42,803,024.86	122,835,217.77	36,626,977.09	43,253,012.70	42,514,926.54	122,396,916.33	0.00	75,613,782.23	436,302.44	0.00
II. Automatic Appropriations		67,868,000.00	0.00	67,868,000.00	67,868,000.00	15,678,807.82	16,758,238.41	16,145,342.88	48,582,389.11	15,671,971.70	16,758,238.41	16,136,090.21	48,567,270.32	0.00	19,285,610.88	15,118.79	0.00
Specific Budgets of National Government Agencies		67,868,000.00	0.00	67,868,000.00	67,868,000.00	15,678,807.82	16,758,238.41	16,145,342.88	48,582,389.11	15,671,971.70	16,758,238.41	16,136,090.21	48,567,270.32	0.00	19,285,610.88	15,118.79	0.00
Government and Life Insurance Premiums		67,868,000.00	0.00	67,868,000.00	67,868,000.00	15,678,807.82	16,758,238.41	16,145,342.88	48,582,389.11	15,671,971.70	16,758,238.41	16,136,090.21	48,567,270.32	0.00	19,285,610.88	15,118.79	0.00
PS		67,868,000.00	0.00	67,868,000.00	67,868,000.00	15,678,807.82	16,758,238.41	16,145,342.88	48,582,389.11	15,671,971.70	16,758,238.41	16,136,090.21	48,567,270.32	0.00	19,285,610.88	15,118.79	0.00
Sub-Total II. Automatic Appropriations		67,868,000.00	0.00	67,868,000.00	67,868,000.00	15,678,807.82	16,758,238.41	16,145,342.88	48,582,389.11	15,671,971.70	16,758,238.41	16,136,090.21	48,567,270.32	0.00	19,285,610.88	15,118.79	0.00
Special Purpose Fund		224,035,842.00	0.00	224,035,842.00	224,035,842.00	64,080,679.00	42,461,100.00	116,067,283.81	222,629,362.81	64,080,679.00	42,461,100.00	104,504,013.81	211,045,792.81	0.00	1,406,479.19	11,583,570.00	0.00
Agency Personnel Benefits Fund		224,035,842.00	0.00	224,035,842.00	224,035,842.00	64,080,679.00	42,461,100.00	116,067,283.81	222,629,362.81	64,080,679.00	42,461,100.00	104,504,013.81	211,045,792.81	0.00	1,406,479.19	11,583,570.00	0.00
PS		224,035,842.00	0.00	224,035,842.00	224,035,842.00	64,080,679.00	42,461,100.00	116,067,283.81	222,629,362.81	64,080,679.00	42,461,100.00	104,504,013.81	211,045,792.81	0.00	1,406,479.19	11,583,570.00	0.00
Personnel and Gratuity Fund		186,003,869.00	0.00	186,003,869.00	186,003,869.00	64,080,679.00	42,461,100.00	78,428,593.00	194,970,372.00	64,080,679.00	42,461,100.00	66,845,023.00	173,366,802.00	0.00	0.00	11,583,570.00	0.00
PS		186,003,869.00	0.00	186,003,869.00	186,003,869.00	64,080,679.00	42,461,100.00	78,428,593.00	194,970,372.00	64,080,679.00	42,461,100.00	66,845,023.00	173,366,802.00	0.00	0.00	11,583,570.00	0.00
Sub-Total III. Special Purpose Fund		224,035,842.00	0.00	224,035,842.00	224,035,842.00	64,080,679.00	42,461,100.00	116,067,283.81	222,629,362.81	64,080,679.00	42,461,100.00	104,504,013.81	211,045,792.81	0.00	1,406,479.19	11,583,570.00	0.00
PS		224,035,842.00	0.00	224,035,842.00	224,035,842.00	64,080,679.00	42,461,100.00	116,067,283.81	222,629,362.81	64,080,679.00	42,461,100.00	104,504,013.81	211,045,792.81	0.00	1,406,479.19	11,583,570.00	0.00
IV. Reversion of the Unobligated Amounts charged against R.A. Nos. 11465 and 11464		0.00	0.00	0.00	0.00	0.00	0.00	0.00	0.00	0.00	0.00	0.00	0.00	0.00	0.00	0.00	0.00
GRAND TOTAL		1,394,478,000.00	224,035,842.00	1,608,513,842.00	1,394,478,000.00	408,520,981.70	427,282,927.66	422,416,651.69	1,298,203,341.36	408,412,742.90	426,688,115.07	450,804,361.63	1,285,920,241.60	0.00	310,311,500.64	12,279,589.56	0.00
PS		1,196,027,000.00	224,035,842.00	1,410,062,842.00	1,196,027,000.00	371,638,058.66	383,913,637.86	419,613,427.02	1,175,365,123.56	371,789,297.81	383,445,102.37	409,289,426.29	1,163,523,826.47	0.00	234,697,718.41	11,841,297.12	0.00
MOOE		198,449,000.00	0.00	198,449,000.00	198,449,000.00	36,882,903.02	43,349,289.79	42,803,024.96	122,835,217.77	36,626,977.09	43,253,012.70	42,514,926.54	122,396,916.33	0.00	75,613,782.23	436,302.44	0.00
Reconciliation by OO:																	
Agency Specific Budget		1,094,047,000.00	(21,543,716.65)	1,072,503,283.35	1,094,047,000.00	269,525,591.40	299,680,641.43	276,705,424.82	807,911,675.65	269,457,666.65	299,186,639.63	299,788,686.79	807,434,993.07	0.00	264,591,607.50	476,882.58	0.00
JABOR ALLOCATION PROGRAM		1,094,047,000.00	(21,543,716.65)	1,072,503,283.35	1,094,047,000.00	269,525,591.40	299,680,641.43	276,705,424.82	807,911,675.65	269,457,666.65	299,186,639.63	299,788,686.79	807,434,993.07	0.00	264,591,607.50	476,882.58	0.00

This report was generated using the Unified Reporting System on 16/10/2021 18:10 version: FARR1.2.5; Status: SUBMITTED

Prepared by: 
 Daisea A. TISMO
 Budget Officer
 10/18/21

Certified Correct: 
 Harold M. Carbo
 Chief Administrative Officer, Management and Fiscal Division
 10/18/21

Recommending Approval: 
 Elviria Cruz
 Director II, Management and Administrative Department
 10/18/21

Approved by Authority of the Chairman: 
 Elenita Cruz
 LA / Acting Executive Clerk of Court
 10/18/21

X	Current Year Appropriations
	Supplementing Appropriations
	Continuing Appropriations