

STATEMENT OF APPROPRIATIONS, ALLOTMENTS, OBLIGATIONS, DISBURSEMENTS AND BALANCES
As at the Quarter Ending December 31, 2025

Department : Department of Labor and Employment (DOLE)
 Agency/Entity : National Labor Relations Commission
 Operating Unit : Central Office
 Organization Code (UACS) : 16 004 0100000
 Fund Cluster : 01 - Regular Agency Fund
 (e.g. UACS Fund Cluster: 01-Regular Agency Fund, 02-Foreign Assisted Projects Fund, 03-Special Account-Locally Funded/Domestic Grants Fund, and 04-Special Account-Foreign Assisted/Foreign Grants Fund)

X	Current Year Appropriations
	Supplemental Appropriations
	Continuing Appropriations

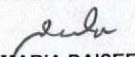
Particulars	UACS CODE	Appropriations		Allotments		Current Year Obligations					Current Year Disbursements					Balances				
		Authorized Appropriations	Adjustments (Transfer To/From, Modifications/Auomentalions)	Adjusted Appropriations	Allotments Received	Adjustments (Reductions, Modifications/Auomentalions)	Adjusted Allotments	1st Quarter Ending March 31	2nd Quarter Ending June 30	3rd Quarter Ending September 30	4th Quarter Ending December 31	Total	1st Quarter Ending March 31	2nd Quarter Ending June 30	3rd Quarter Ending September 30	4th Quarter Ending December 31	Total	Unobligated Allotments	Unpaid Obligations (15-20)-(23+24)	
1	2	3	4	5(=3+4)	6	7	8(=6+7)+9	11	12	13	14	15(=11+12+13+14)	16	17	18	19	20(=16+17+18+19)	22	23	24
I. Agency Specific Budget		1,496,869,000.00	0.00	1,496,869,000.00	1,496,869,000.00	0.00	1,496,869,000.00	384,309,153.58	454,484,009.79	366,403,802.70	291,267,211.20	1,496,464,177.27	381,199,946.77	449,711,436.65	318,115,052.66	313,276,733.96	1,462,303,170.04	404,822.73	34,161,007.23	0.00
General Administration and Support	1000000000000000	291,973,000.00	0.00	291,973,000.00	291,973,000.00	0.00	291,973,000.00	62,864,467.69	56,747,719.02	80,873,997.68	91,281,510.57	291,767,694.96	61,147,406.68	52,144,666.38	76,266,796.09	78,403,607.14	267,964,476.29	205,305.04	23,803,216.67	0.00
General Management and Supervision	1000001000010000	258,802,000.00	0.00	258,802,000.00	258,802,000.00	0.00	258,802,000.00	62,864,467.69	40,647,982.01	76,944,078.88	70,340,986.38	258,787,194.96	61,147,406.68	44,044,609.37	72,338,877.29	66,399,866.61	243,930,759.95	4,805.04	14,866,435.01	0.00
PS		82,878,000.00	0.00	82,878,000.00	82,878,000.00	0.00	82,878,000.00	9,658,000.00	20,760,784.30	14,358,681.06	19,141,212.44	92,536,000.00	14,358,681.06	20,842,258.93	15,073,129.16	36,313,903.70	65,388,022.65	0.00	7,147,977.15	0.00
MOOE		131,322,000.00	(9,658,000.00)	121,664,000.00	131,322,000.00	(9,658,000.00)	121,664,000.00	39,520,101.67	27,886,877.71	22,246,476.44	32,010,544.18	121,664,000.00	37,803,040.66	23,402,350.44	21,709,358.13	31,030,792.91	113,946,542.14	0.00	7,716,457.86	0.00
CO		44,602,000.00	0.00	44,602,000.00	44,602,000.00	0.00	44,602,000.00	8,985,684.96	0.00	35,566,390.00	55,120.00	44,597,194.96	8,985,684.96	0.00	35,566,390.00	55,120.00	44,597,194.96	4,805.04	0.00	0.00
Administration of Personnel Benefits	1000001000020000	33,171,000.00	0.00	33,171,000.00	33,171,000.00	0.00	33,171,000.00	0.00	8,100,057.01	3,929,918.80	20,840,524.19	32,970,500.00	0.00	8,100,057.01	3,929,918.80	12,003,740.53	24,033,716.34	200,500.00	8,936,783.66	0.00
PS		33,171,000.00	0.00	33,171,000.00	33,171,000.00	0.00	33,171,000.00	0.00	8,100,057.01	3,929,918.80	20,840,524.19	32,970,500.00	0.00	8,100,057.01	3,929,918.80	12,003,740.53	24,033,716.34	200,500.00	8,936,783.66	0.00
Sub-Total, General Administration and Support		291,973,000.00	0.00	291,973,000.00	291,973,000.00	0.00	291,973,000.00	62,864,467.69	56,747,719.02	80,873,997.68	91,281,510.57	291,767,694.96	61,147,406.68	52,144,666.38	76,266,796.09	78,403,607.14	267,964,476.29	205,305.04	23,803,216.67	0.00
PS		116,049,000.00	0.00	116,049,000.00	116,049,000.00	0.00	116,049,000.00	14,358,881.06	28,860,841.31	23,071,131.24	59,215,846.39	126,506,500.00	14,358,681.06	26,742,315.94	19,003,047.96	47,317,694.23	109,421,730.19	200,500.00	16,084,760.81	0.00
MOOE		131,322,000.00	(9,658,000.00)	121,664,000.00	131,322,000.00	(9,658,000.00)	121,664,000.00	39,520,101.67	27,886,877.71	22,246,476.44	32,010,544.18	121,664,000.00	37,803,040.66	23,402,350.44	21,709,358.13	31,030,792.91	113,946,542.14	0.00	7,716,457.86	0.00
CO		44,602,000.00	0.00	44,602,000.00	44,602,000.00	0.00	44,602,000.00	8,985,684.96	0.00	35,566,390.00	55,120.00	44,597,194.96	8,985,684.96	0.00	35,566,390.00	55,120.00	44,597,194.96	4,805.04	0.00	0.00
Operations	3000000000000000	1,204,896,000.00	0.00	1,204,896,000.00	1,204,896,000.00	0.00	1,204,896,000.00	321,444,685.89	397,736,290.77	285,529,805.02	199,985,700.63	1,204,696,482.31	320,052,540.09	397,566,770.27	241,646,256.57	234,873,126.82	1,184,338,693.75	199,517.69	10,357,788.56	0.00
CO Due process in resolving labor disputes ensured		1,204,896,000.00	0.00	1,204,896,000.00	1,204,896,000.00	0.00	1,204,896,000.00	321,444,685.89	397,736,290.77	285,529,805.02	199,985,700.63	1,204,696,482.31	320,052,540.09	397,566,770.27	241,646,256.57	234,873,126.82	1,184,338,693.75	199,517.69	10,357,788.56	0.00
LABOR ARBITRATION PROGRAM		1,167,923,000.00	0.00	1,167,923,000.00	1,167,923,000.00	0.00	1,167,923,000.00	313,862,317.11	390,069,024.52	280,643,342.42	183,348,315.95	1,167,823,000.00	312,804,171.31	390,013,504.02	236,461,793.97	218,360,742.14	1,157,690,211.44	0.00	10,233,788.56	0.00
Resolution of Appealed Labor Cases	3101001000010000	388,872,000.00	0.00	388,872,000.00	388,872,000.00	0.00	388,872,000.00	97,537,988.19	150,178,398.52	102,330,670.96	38,819,942.37	388,872,000.00	97,322,917.13	149,967,393.00	83,216,344.62	49,323,022.59	379,819,677.34	0.00	9,052,322.66	0.00
PS		316,536,000.00	8,672,000.00	325,208,000.00	316,536,000.00	8,672,000.00	325,208,000.00	82,359,431.31	138,869,158.45	87,308,410.24	8,672,000.00	327,308,000.00	92,398,431.31	138,464,581.91	68,169,563.90	28,142,291.21	327,135,888.33	0.00	72,111.67	0.00
MOOE		70,336,000.00	(8,672,000.00)	61,664,000.00	70,336,000.00	(8,672,000.00)	61,664,000.00	5,178,556.84	11,310,240.07	15,027,260.72	30,147,942.07	61,664,000.00	4,963,465.82	11,492,811.09	16,046,762.72	21,180,731.38	52,683,789.01	0.00	8,980,210.99	0.00
Arbitration of Labor Cases	3101001000020000	779,051,000.00	0.00	779,051,000.00	779,051,000.00	0.00	779,051,000.00	216,324,328.96	239,890,626.06	178,207,671.46	144,526,373.58	779,051,000.00	215,531,254.18	240,556,111.02	153,246,449.38	169,037,719.95	777,870,534.10	0.00	1,180,465.90	0.00
PS		700,034,000.00	9,960,000.00	709,994,000.00	700,034,000.00	9,960,000.00	709,994,000.00	200,129,638.66	218,200,492.92	160,296,196.41	131,365,672.01	709,994,000.00	199,591,458.80	218,172,823.78	135,259,375.34	156,819,785.99	709,843,443.91	0.00	10,556,000.00	0.00
MOOE		79,017,000.00	(9,960,000.00)	69,057,000.00	79,017,000.00	(9,960,000.00)	69,057,000.00	21,690,133.08	16,008,475.05	13,162,701.57	6,808,287.24	69,057,000.00	15,939,795.36	17,986,074.01	12,217,833.56	68,027,090.19	0.00	1,029,909.81	0.00	
EXECUTION PROGRAM		36,973,000.00	0.00	36,973,000.00	36,973,000.00	0.00	36,973,000.00	7,562,368.78	7,667,266.25	4,886,462.60	16,637,384.68	36,773,482.31	7,198,368.78	7,563,266.25	5,364,462.60	16,512,384.68	36,648,482.31	199,517.69	125,000.00	0.00
Implementation and execution of judgments rendered in labor cases	3102001000010000	36,973,000.00	0.00	36,973,000.00	36,973,000.00	0.00	36,973,000.00	7,562,368.78	7,667,266.25	4,886,462.60	16,637,384.68	36,773,482.31	7,198,368.78	7,563,266.25	5,364,462.60	16,512,384.68	36,648,482.31	199,517.69	125,000.00	0.00
PS		23,113,000.00	5,910,000.00	29,023,000.00	23,113,000.00	5,910,000.00	29,023,000.00	5,913,694.85	3,758,432.78	3,758,165.53	12,816,286.84	28,823,600.00	5,829,694.85	6,221,432.78	4,256,185.53	12,816,286.84	28,823,600.00	199,400.00	0.00	0.00
MOOE		13,860,000.00	(5,910,000.00)	7,950,000.00	13,860,000.00	(5,910,000.00)	7,950,000.00	1,668,673.93	1,331,833.47	1,128,277.07	3,821,097.84	7,949,882.31	1,668,673.93	1,331,833.47	1,128,277.07	3,696,097.84	7,824,882.31	117.69	125,000.00	0.00
Sub-Total, Operations		1,204,896,000.00	0.00	1,204,896,000.00	1,204,896,000.00	0.00	1,204,896,000.00	321,444,685.89	397,736,290.77	285,529,805.02	199,985,700.63	1,204,696,482.31	320,052,540.09	397,566,770.27	241,646,256.57	234,873,126.82	1,184,338,693.75	199,517.69	10,357,788.56	0.00
PS		1,041,683,000.00	24,542,000.00	1,066,225,000.00	1,041,683,000.00	24,542,000.00	1,066,225,000.00	298,402,784.82	363,404,064.15	251,364,792.18	152,853,958.85	1,066,026,600.00	297,480,984.96	362,858,838.47	207,685,144.77	167,778,364.04	1,069,802,932.24	199,400.00	222,667.76	0.00
MOOE		163,213,000.00	(24,542,000.00)	138,671,000.00	163,213,000.00	(24,542,000.00)	138,671,000.00	34,332,206.62	34,165,012.84	47,131,741.78	138,670,882.31	163,213,000.00	22,571,855.13	34,707,931.80	34,161,111.80	37,094,762.78	128,535,761.51	117.69	10,135,120.80	0.00
Sub-Total, I. Agency Specific Budget		1,496,869,000.00	0.00	1,496,869,000.00	1,496,869,000.00	0.00	1,496,869,000.00	384,309,153.58	454,484,009.79	366,403,802.70	291,267,211.20	1,496,464,177.27	381,199,946.77	449,711,436.65	318,115,052.66	313,276,733.96	1,462,303,170.04	404,822.73	34,161,007.23	0.00
PS		1,157,732,000.00	34,200,000.00	1,191,932,000.00	1,157,732,000.00	34,200,000.00	1,191,932,000.00	312,781,445.88	392,264,925.46	274,435,923.42	212,099,805.24	1,191,532,100.00	311,839,266.02	391,601,154.41	226,688,192.73	245,096,058.27	1,175,224,671.43	399,800.00	16,307,428.57	0.00
MOOE		294,535,000.00	(34,200,000.00)	260,335,000.00	294,535,000.00	(34,200,000.00)	260,335,000.00	62,562,022.74	62,216,084.33	56,411,489.28	79,142,285.96	260,334,882.31	60,374,995.79	58,110,262.24	59,870,489.93	68,125,589.69	242,481,303.65	117.69		


Department : Department of Labor and Employment (DOLE)
 Agency/Entity : National Labor Relations Commission
 Operating Unit : Central Office
 Organization Code (UACS) : 16 004 0100000
 Fund Cluster : 01 - Regular Agency Fund


X	Current Year Appropriations
	Supplemental Appropriations
	Continuing Appropriations


(e.g. UACS Fund Cluster: 01-Regular Agency Fund, 02-Foreign Assisted Projects Fund, 03-Special Account-Locally Funded/Domestic Grants Fund, and 04-Special Account-Foreign Assisted/Foreign Grants Fund)

Particulars	UACS CODE	Appropriations				Allotments				Current Year Obligations					Current Year Disbursements					Balances				
		Authorized Appropriations	Adjustments (Transfer To/From, Modifications/Augmentations)	Adjusted Appropriations	Allotments Received	Adjustments (Reductions, Modifications/Augmentations)	Adjusted Allotments	1st Quarter Ending March 31	2nd Quarter Ending June 30	3rd Quarter Ending September 30	4th Quarter Ending December 31	Total	1st Quarter Ending March 31	2nd Quarter Ending June 30	3rd Quarter Ending September 30	4th Quarter Ending December 31	Total	Unobligated Allotments	Unpaid Obligations (15-20)-(23+24)					
																			Due and Demandable	Not Yet Due and Demandable				
1	2	3	4	5=(3+4)	6	7	8=(6+7)	9	10	11	12	13	14	15=(11+12+13+14)	16	17	18	19	20=(16+17+18+19)	21	22	23	24	
Implementation and execution of judgments rendered in labor cases	310200100001000	2,049,000.00	0.00	2,049,000.00	2,049,000.00	0.00	2,049,000.00	512,250.00	512,250.00	512,250.00	512,250.00	512,250.00	512,250.00	2,049,000.00	512,250.00	512,250.00	512,250.00	512,250.00	2,049,000.00	0.00	0.00	0.00	0.00	
PS		2,049,000.00	0.00	2,049,000.00	2,049,000.00	0.00	2,049,000.00	512,250.00	512,250.00	512,250.00	512,250.00	512,250.00	512,250.00	2,049,000.00	512,250.00	512,250.00	512,250.00	512,250.00	2,049,000.00	0.00	0.00	0.00	0.00	
Sub-total, Operations		63,194,000.00	0.00	63,194,000.00	63,194,000.00	0.00	63,194,000.00	15,410,639.03	15,632,962.32	19,286,136.18	12,864,262.47	63,194,000.00	16,273,475.31	15,686,484.33	12,634,703.38	19,589,336.98	63,194,000.00	0.00	0.00	0.00	0.00	0.00	0.00	0.00
PS		63,194,000.00	0.00	63,194,000.00	63,194,000.00	0.00	63,194,000.00	15,410,639.03	15,632,962.32	19,286,136.18	12,864,262.47	63,194,000.00	16,273,475.31	15,686,484.33	12,634,703.38	19,589,336.98	63,194,000.00	0.00	0.00	0.00	0.00	0.00	0.00	0.00
Sub-total, II. Automatic Appropriations		70,297,000.00	8,428,244.00	78,725,244.00	78,725,244.00	0.00	78,725,244.00	19,293,450.03	19,519,773.32	23,168,947.18	16,747,073.47	78,725,244.00	19,196,286.31	19,669,295.33	16,517,514.38	23,482,147.98	78,725,244.00	0.00	0.00	0.00	0.00	0.00	0.00	0.00
PS		70,297,000.00	8,428,244.00	78,725,244.00	78,725,244.00	0.00	78,725,244.00	19,293,450.03	19,519,773.32	23,168,947.18	16,747,073.47	78,725,244.00	19,196,286.31	19,669,295.33	16,517,514.38	23,482,147.98	78,725,244.00	0.00	0.00	0.00	0.00	0.00	0.00	0.00
III. Special Purpose Fund		0.00	683,195,510.00	683,195,510.00	0.00	683,195,510.00	683,195,510.00	129,119,258.16	162,667,789.35	97,593,245.14	293,802,136.34	683,182,428.99	100,410,257.72	191,360,547.07	78,596,786.14	293,371,226.13	663,738,817.06	13,081.01	19,443,611.93	0.00	0.00	0.00	0.00	0.00
Miscellaneous Personnel Benefits Fund		0.00	251,962,029.00	251,962,029.00	0.00	251,962,029.00	251,962,029.00	34,751,274.22	3,301,759.70	213,895,914.07	251,948,947.99	0.00	34,735,031.50	3,301,759.70	194,468,544.86	232,505,336.06	13,081.01	19,443,611.93	0.00	0.00	0.00	0.00	0.00	0.00
PS		0.00	251,962,029.00	251,962,029.00	0.00	251,962,029.00	251,962,029.00	34,751,274.22	3,301,759.70	213,895,914.07	251,948,947.99	0.00	34,735,031.50	3,301,759.70	194,468,544.86	232,505,336.06	13,081.01	19,443,611.93	0.00	0.00	0.00	0.00	0.00	0.00
Pension and Gratuity Fund		0.00	423,769,617.00	423,769,617.00	0.00	423,769,617.00	423,769,617.00	129,119,258.16	127,916,515.13	94,291,485.44	72,442,358.27	423,769,617.00	100,410,257.72	156,625,515.57	75,295,026.44	91,438,817.27	423,769,617.00	0.00	0.00	0.00	0.00	0.00	0.00	0.00
PS		0.00	423,769,617.00	423,769,617.00	0.00	423,769,617.00	423,769,617.00	129,119,258.16	127,916,515.13	94,291,485.44	72,442,358.27	423,769,617.00	100,410,257.72	156,625,515.57	75,295,026.44	91,438,817.27	423,769,617.00	0.00	0.00	0.00	0.00	0.00	0.00	0.00
For payment of Personnel Benefits		0.00	7,463,864.00	7,463,864.00	0.00	7,463,864.00	7,463,864.00	0.00	0.00	0.00	7,463,864.00	7,463,864.00	0.00	0.00	0.00	7,463,864.00	7,463,864.00	0.00	0.00	0.00	0.00	0.00	0.00	0.00
PS		0.00	7,463,864.00	7,463,864.00	0.00	7,463,864.00	7,463,864.00	0.00	0.00	0.00	7,463,864.00	7,463,864.00	0.00	0.00	0.00	7,463,864.00	7,463,864.00	0.00	0.00	0.00	0.00	0.00	0.00	0.00
Sub-Total, III. Special Purpose Fund		0.00	683,195,510.00	683,195,510.00	0.00	683,195,510.00	683,195,510.00	129,119,258.16	162,667,789.35	97,593,245.14	293,802,136.34	683,182,428.99	100,410,257.72	191,360,547.07	78,596,786.14	293,371,226.13	663,738,817.06	13,081.01	19,443,611.93	0.00	0.00	0.00	0.00	0.00
PS		0.00	683,195,510.00	683,195,510.00	0.00	683,195,510.00	683,195,510.00	129,119,258.16	162,667,789.35	97,593,245.14	293,802,136.34	683,182,428.99	100,410,257.72	191,360,547.07	78,596,786.14	293,371,226.13	663,738,817.06	13,081.01	19,443,611.93	0.00	0.00	0.00	0.00	0.00
GRAND TOTAL		1,567,166,000.00	691,623,754.00	2,258,789,754.00	1,575,594,244.00	0.00	1,575,594,244.00	532,721,861.77	636,667,572.46	487,165,995.02	601,816,421.01	2,258,371,850.26	600,766,490.80	660,641,279.05	413,229,353.18	630,130,108.07	2,204,767,231.10	417,903.74	63,604,619.16	0.00	0.00	0.00	0.00	0.00
PS		1,228,029,000.00	725,823,754.00	1,953,852,754.00	1,236,457,244.00	0.00	1,236,457,244.00	461,174,154.07	574,448,488.13	395,188,115.74	522,619,015.05	1,953,439,772.99	431,405,810.05	602,530,996.81	321,802,403.25	561,949,432.38	1,917,688,732.49	412,981.01	35,751,040.50	0.00	0.00	0.00	0.00	0.00
MOOE		294,535,000.00	(34,200,000.00)	260,335,000.00	294,535,000.00	(34,200,000.00)	260,335,000.00	62,562,022.74	62,219,084.33	56,411,489.28	79,142,285.96	260,334,882.31	60,374,995.79	58,110,282.24	59,870,469.83	68,125,555.69	242,481,303.65	117.89	17,853,578.66	0.00	0.00	0.00	0.00	0.00
CC		44,602,000.00	0.00	44,602,000.00	44,602,000.00	0.00	44,602,000.00	8,985,684.96	0.00	35,556,390.00	55,120.00	44,597,194.96	8,985,684.96	0.00	35,556,390.00	55,120.00	44,597,194.96	4,805.04	0.00	0.00	0.00	0.00	0.00	0.00
Recapitulation by OO:																								
LABOR ARBITRATION PROGRAM		1,167,923,000.00	0.00	1,167,923,000.00	1,167,923,000.00	0.00	1,167,923,000.00	313,862,317.11	390,069,024.52	280,643,342.42	183,348,315.95	1,167,923,000.00	312,854,171.31	390,013,504.02	236,461,793.97	218,260,742.14	1,157,690,211.44	0.00	10,232,788.56	0.00	0.00	0.00	0.00	0.00
EXECUTION PROGRAM		36,973,000.00	0.00	36,973,000.00	36,973,000.00	0.00	36,973,000.00	7,582,368.78	7,667,266.25	4,886,462.60	16,637,384.68	36,773,482.31	7,199,368.78	7,553,266.25	5,384,462.80	16,512,384.68	36,848,482.31	199,517.89	125,000.00	0.00	0.00	0.00	0.00	0.00

Certified Correct:

MARIA DAISEE A. TISMO
 LAA/Acting Budget Officer

Certified Correct:

KARL CHESTER E. BALATAY
 Accountant IV

Recommending Approval by:

ELVIRA F. CRUZ
 Director II, Mgmt. and Admin. Dept.

Approved (By authority of the Chairperson):

PURDEY R. PEREZ
 Exec. Clerk of Court IV

STATEMENT OF APPROPRIATIONS, ALLOTMENTS, OBLIGATIONS, DISBURSEMENTS AND BALANCES
As at the Quarter Ending December 31, 2025

Department : Department of Labor and Employment (DOLE)
Agency/Entity : National Labor Relations Commission
Operating Unit : Central Office
Organization Code (UACS) : 16 004 0100000
Fund Cluster : 01 - Regular Agency Fund

Current Year Appropriations
Supplemental Appropriations
X Continuing Appropriations

[e.g. UACS Fund Cluster: 01-Regular Agency Fund, 02-Foreign Assisted Projects Fund, 03-Special Account-Locally Funded/Domestic Grants Fund, and 04-Special Account-Foreign Assisted/Foreign Grants Fund]

Particulars	UACS CODE	Appropriations			Allotments						Current Year Obligations					Current Year Disbursements					Balances						
		Authorized Appropriations	Adjustments (Transfer To/From, Modifications/ Augmentations)	Adjusted Appropriations	Allotments		Adjustments (Reductions, Modifications/ Augmentations)	Transfer To	Transfer From	Adjusted Allotments	1st Quarter Ending March 31	2nd Quarter Ending June 30	3rd Quarter Ending September 30	4th Quarter Ending December 31	Total	1st Quarter Ending March 31	2nd Quarter Ending June 30	3rd Quarter Ending September 30	4th Quarter Ending December 31	Total	Unused Funds		Unpaid Obligations (16-21)=(24+25)				
					SARO	Unobligated															Unreleased Appropriations	Unobligated Allotments	Due and Demandable	Not Yet Due and Demandable			
1	2	3	4	5=(3+4)	6	7	8	9	10	11=(9+7)+(8+10)	12	13	14	15	16=(12+13+14+15)	17	18	19	20	21=(17+18+19+20)	22=(5-11)	23=(11-16)	24	25			
Operations		0.00	0.00	0.00	0.00	0.00	0.00	0.00	0.00	0.00	0.00	0.00	0.00	0.00	0.00	0.00	0.00	0.00	0.00	0.00	0.00	0.00	0.00	0.00	0.00	0.00	0.00
Sub-Total, II. Special Purpose Fund		0.00	0.00	0.00	0.00	0.00	0.00	0.00	0.00	0.00	0.00	0.00	0.00	0.00	0.00	0.00	0.00	0.00	0.00	0.00	0.00	0.00	0.00	0.00	0.00	0.00	0.00
Unobligated Allotment		0.00	0.00	0.00	0.00	0.00	0.00	0.00	0.00	0.00	0.00	0.00	0.00	0.00	0.00	0.00	0.00	0.00	0.00	0.00	0.00	0.00	0.00	0.00	0.00	0.00	0.00
I. Agency Specific Budget		0.00	0.00	0.00	0.00	147,285.40	0.00	0.00	0.00	147,285.40	0.00	67,092.63	0.00	570.77	67,663.40	0.00	67,092.63	0.00	570.77	67,663.40	0.00	0.00	79,622.00	0.00	0.00	0.00	0.00
General Administration and Support	1000000000000000	0.00	0.00	0.00	0.00	67,092.63	0.00	0.00	0.00	67,092.63	0.00	67,092.63	0.00	0.00	67,092.63	0.00	67,092.63	0.00	0.00	67,092.63	0.00	0.00	0.00	0.00	0.00	0.00	0.00
General Management and Supervision	100000100001000	0.00	0.00	0.00	0.00	67,092.63	0.00	0.00	0.00	67,092.63	0.00	67,092.63	0.00	0.00	67,092.63	0.00	67,092.63	0.00	0.00	67,092.63	0.00	0.00	0.00	0.00	0.00	0.00	0.00
MOOE		0.00	0.00	0.00	0.00	0.00	0.00	0.00	0.00	0.00	0.00	0.00	0.00	0.00	0.00	0.00	0.00	0.00	0.00	0.00	0.00	0.00	0.00	0.00	0.00	0.00	0.00
CO		0.00	0.00	0.00	0.00	67,092.63	0.00	0.00	0.00	67,092.63	0.00	67,092.63	0.00	0.00	67,092.63	0.00	67,092.63	0.00	0.00	67,092.63	0.00	0.00	0.00	0.00	0.00	0.00	0.00
Sub-Total, General Administration and Support		0.00	0.00	0.00	0.00	67,092.63	0.00	0.00	0.00	67,092.63	0.00	67,092.63	0.00	0.00	67,092.63	0.00	67,092.63	0.00	0.00	67,092.63	0.00	0.00	0.00	0.00	0.00	0.00	0.00
CO		0.00	0.00	0.00	0.00	67,092.63	0.00	0.00	0.00	67,092.63	0.00	67,092.63	0.00	0.00	67,092.63	0.00	67,092.63	0.00	0.00	67,092.63	0.00	0.00	0.00	0.00	0.00	0.00	0.00
Operations	3000000000000000	0.00	0.00	0.00	0.00	80,192.77	0.00	0.00	0.00	80,192.77	0.00	0.00	0.00	0.00	80,192.77	0.00	0.00	0.00	0.00	80,192.77	0.00	0.00	79,622.00	0.00	0.00	0.00	0.00
OO: Due process in resolving labor disputes ensured		0.00	0.00	0.00	0.00	80,192.77	0.00	0.00	0.00	80,192.77	0.00	0.00	0.00	0.00	80,192.77	0.00	0.00	0.00	0.00	80,192.77	0.00	0.00	79,622.00	0.00	0.00	0.00	0.00
LABOR ARBITRATION PROGRAM		0.00	0.00	0.00	0.00	80,192.77	0.00	0.00	0.00	80,192.77	0.00	0.00	0.00	0.00	80,192.77	0.00	0.00	0.00	0.00	80,192.77	0.00	0.00	79,622.00	0.00	0.00	0.00	0.00
Resolution of Appealed Labor Cases	310100100001000	0.00	0.00	0.00	0.00	79,622.00	0.00	0.00	0.00	79,622.00	0.00	0.00	0.00	0.00	79,622.00	0.00	0.00	0.00	0.00	79,622.00	0.00	0.00	79,622.00	0.00	0.00	0.00	0.00
CO		0.00	0.00	0.00	0.00	79,622.00	0.00	0.00	0.00	79,622.00	0.00	0.00	0.00	0.00	79,622.00	0.00	0.00	0.00	0.00	79,622.00	0.00	0.00	79,622.00	0.00	0.00	0.00	0.00
Arbitration of Labor Cases	310100100002000	0.00	0.00	0.00	0.00	570.77	0.00	0.00	0.00	570.77	0.00	0.00	0.00	0.00	570.77	0.00	0.00	0.00	0.00	570.77	0.00	0.00	0.00	0.00	0.00	0.00	0.00
MOOE		0.00	0.00	0.00	0.00	570.77	0.00	0.00	0.00	570.77	0.00	0.00	0.00	0.00	570.77	0.00	0.00	0.00	0.00	570.77	0.00	0.00	0.00	0.00	0.00	0.00	0.00
Sub-Total, Operations		0.00	0.00	0.00	0.00	80,192.77	0.00	0.00	0.00	80,192.77	0.00	0.00	0.00	0.00	80,192.77	0.00	0.00	0.00	0.00	80,192.77	0.00	0.00	79,622.00	0.00	0.00	0.00	0.00
MOOE		0.00	0.00	0.00	0.00	570.77	0.00	0.00	0.00	570.77	0.00	0.00	0.00	0.00	570.77	0.00	0.00	0.00	0.00	570.77	0.00	0.00	0.00	0.00	0.00	0.00	0.00
CO		0.00	0.00	0.00	0.00	79,622.00	0.00	0.00	0.00	79,622.00	0.00	0.00	0.00	0.00	79,622.00	0.00	0.00	0.00	0.00	79,622.00	0.00	0.00	79,622.00	0.00	0.00	0.00	0.00
Sub-Total, I. Agency Specific Budget		0.00	0.00	0.00	0.00	147,285.40	0.00	0.00	0.00	147,285.40	0.00	67,092.63	0.00	570.77	67,663.40	0.00	67,092.63	0.00	570.77	67,663.40	0.00	0.00	79,622.00	0.00	0.00	0.00	0.00
MOOE		0.00	0.00	0.00	0.00	570.77	0.00	0.00	0.00	570.77	0.00	0.00	0.00	0.00	570.77	0.00	0.00	0.00	0.00	570.77	0.00	0.00	0.00	0.00	0.00	0.00	0.00
CO		0.00	0.00	0.00	0.00	146,714.63	0.00	0.00	0.00	146,714.63	0.00	67,092.63	0.00	0.00	67,092.63	0.00	67,092.63	0.00	0.00	67,092.63	0.00	0.00	79,622.00	0.00	0.00	0.00	0.00
GRAND TOTAL		0.00	0.00	0.00	0.00	147,285.40	0.00	0.00	0.00	147,285.40	0.00	67,092.63	0.00	570.77	67,663.40	0.00	67,092.63	0.00	570.77	67,663.40	0.00	0.00	79,622.00	0.00	0.00	0.00	0.00
MOOE		0.00	0.00	0.00	0.00	570.77	0.00	0.00	0.00	570.77	0.00	0.00	0.00	0.00	570.77	0.00	0.00	0.00	0.00	570.77	0.00	0.00	0.00	0.00	0.00	0.00	0.00
CO		0.00	0.00	0.00	0.00	146,714.63	0.00	0.00	0.00	146,714.63	0.00	67,092.63	0.00	0.00	67,092.63	0.00	67,092.63	0.00	0.00	67,092.63	0.00	0.00	79,622.00	0.00	0.00	0.00	0.00
Recapitulation by OO:																											
Unobligated Allotment		0.00	0.00	0.00	0.00	80,192.77	0.00	0.00	0.00	80,192.77	0.00	0.00	0.00	0.00	80,192.77	0.00	0.00	0.00	0.00	80,192.77	0.00	0.00	79,622.00	0.00	0.00	0.00	0.00

This report was generated using the Unified Reporting System Status: SUBMITTED Date Printed: February 16, 2026 9:38 AM Date of initial submission: January 30, 2026 7:22 AM Date of final submission: February 12, 2026 1:27 PM

Department : Department of Labor and Employment (DOLE)
Agency/Entity : National Labor Relations Commission
Operating Unit : Central Office
Organization Code (UACS) : 16 004 0100000
Fund Cluster : 01 - Regular Agency Fund

Current Year Appropriations
Supplemental Appropriations
X Continuing Appropriations

[e.g. UACS Fund Cluster: 01-Regular Agency Fund, 02-Foreign Assisted Projects Fund, 03-Special Account-Locally Funded/Domestic Grants Fund, and 04-Special Account-Foreign Assisted/Foreign Grants Fund]

Particulars	UACS CODE	Appropriations			Allotments						Current Year Obligations					Current Year Disbursements					Balances						
		Authorized Appropriations	Adjustments (Transfer To/From, Modifications/ Augmentations)	Adjusted Appropriations	Allotments		Adjustments (Reductions, Modifications/ Augmentations)	Transfer To	Transfer From	Adjusted Allotments	1st Quarter Ending March 31	2nd Quarter Ending June 30	3rd Quarter Ending September 30	4th Quarter Ending December 31	Total	1st Quarter Ending March 31	2nd Quarter Ending June 30	3rd Quarter Ending September 30	4th Quarter Ending December 31	Total	Unused Funds		Unpaid Obligations (16-21)=(24+25)				
					SARO	Unobligated															Unreleased Appropriations	Unobligated Allotments	Due and Demandable	Not Yet Due and Demandable			
1	2	3	4	5=(3+4)	6	7	8	9	10	11=(9+7)+(8+10)	12	13	14	15	16=(12+13+14+15)	17	18	19	20	21=(17+18+19+20)	22=(5-11)	23=(11-16)	24	25			
LABOR ARBITRATION PROGRAM		0.00	0.00	0.00	0.00	80,192.77	0.00	0.00	0.00	80,192.77	0.00	0.00	0.00	0.00	80,192.77	0.00	0.00	0.00	0.00	80,192.77	0.00	0.00	79,622.00	0.00	0.00	0.00	0.00

Certified Correct:
MARIA DAISEE A. TISMO
Acting Budget Head

Recommending Approval By:
ELVIRA CRUZ
Director II

Approved By:
PURBEY P. PEREZ
Executive Clerk of Court IV