

STATEMENT OF APPROPRIATIONS, ALLOTMENTS, OBLIGATIONS, DISBURSEMENTS AND BALANCES
As at the Quarter Ending March 31, 2024

Department : Department of Labor and Employment (DOLE)
 Agency/Entity : National Labor Relations Commission
 Operating Unit : Central Office
 Organization Code (UACS) : 16 004 0100000
 Fund Cluster : 01 - Regular Agency Fund

X	Current Year Appropriations
	Supplemental Appropriations
	Continuing Appropriations

(e.g. UACS Fund Cluster: 01-Regular Agency Fund, 02-Foreign Assisted Projects Fund, 03-Special Account-Locally Funded/Domestic Grants Fund, and 04-Special Account-Foreign Assisted/Foreign Grants Fund)


Particulars	UACS CODE	Appropriations						Allotments			Current Year Obligations		Current Year Disbursements		Balances		
		Authorized Appropriations	Adjustments (Transfer To/From, Modifications/ Augmentations)	Adjusted Appropriations	Allotments Received	Adjustments (Reductions, Modifications/ Augmentations)	Transfer To	Transfer From	Adjusted Allotments	1st Quarter Ending March 31	Total	1st Quarter Ending March 31	Total	Unobligated Allotments	Unpaid Obligations (15-20)=(23+24)		
															Due and Demandable	Not Yet Due and Demandable	
1	2	3	4	5=(3+4)	6	7	8	9	10=[(6+(-17)-8+9)]	11	12=(11+12+13+14)	15	16=(16+17+18+19)	22	23	24	
I, Agency Specific Budget		1,476,356,000.00	0.00	1,476,356,000.00	1,476,356,000.00	0.00	0.00	0.00	1,476,356,000.00	370,951,262.76	370,951,262.76	338,973,837.23	338,973,837.23	1,165,404,737.24	31,977,425.53	0.00	
General Administration and Support	1000000000000000	259,516,000.00	0.00	259,516,000.00	259,516,000.00	0.00	0.00	0.00	259,516,000.00	72,022,742.13	72,022,742.13	65,709,310.22	65,709,310.22	187,493,257.87	6,313,431.91	0.00	
General Management and Supervision	100000100001000	244,749,000.00	0.00	244,749,000.00	244,749,000.00	0.00	0.00	0.00	244,749,000.00	72,022,742.13	72,022,742.13	65,709,310.22	65,709,310.22	172,726,257.87	6,313,431.91	0.00	
PS		121,822,000.00	0.00	121,822,000.00	121,822,000.00	0.00	0.00	0.00	121,822,000.00	28,788,728.88	28,788,728.88	28,788,728.88	28,788,728.88	93,033,271.12	0.00	0.00	
MOOE		104,039,000.00	0.00	104,039,000.00	104,039,000.00	0.00	0.00	0.00	104,039,000.00	43,234,013.25	43,234,013.25	36,920,581.34	36,920,581.34	60,804,896.75	6,313,431.91	0.00	
CO		18,888,000.00	0.00	18,888,000.00	18,888,000.00	0.00	0.00	0.00	18,888,000.00	0.00	0.00	0.00	0.00	18,888,000.00	0.00	0.00	
Administration of Personnel Benefits	100000100002000	14,767,000.00	0.00	14,767,000.00	14,767,000.00	0.00	0.00	0.00	14,767,000.00	0.00	0.00	0.00	0.00	14,767,000.00	0.00	0.00	
PS		14,767,000.00	0.00	14,767,000.00	14,767,000.00	0.00	0.00	0.00	14,767,000.00	0.00	0.00	0.00	0.00	14,767,000.00	0.00	0.00	
Sub-Total, General Administration and Support		259,516,000.00	0.00	259,516,000.00	259,516,000.00	0.00	0.00	0.00	259,516,000.00	72,022,742.13	72,022,742.13	65,709,310.22	65,709,310.22	187,493,257.87	6,313,431.91	0.00	
PS		136,589,000.00	0.00	136,589,000.00	136,589,000.00	0.00	0.00	0.00	136,589,000.00	28,788,728.88	28,788,728.88	28,788,728.88	28,788,728.88	107,800,271.12	0.00	0.00	
MOOE		104,039,000.00	0.00	104,039,000.00	104,039,000.00	0.00	0.00	0.00	104,039,000.00	43,234,013.25	43,234,013.25	36,920,581.34	36,920,581.34	60,804,896.75	6,313,431.81	0.00	
FinEx (if Applicable)		0.00	0.00	0.00	0.00	0.00	0.00	0.00	0.00	0.00	0.00	0.00	0.00	0.00	0.00	0.00	
CO		18,888,000.00	0.00	18,888,000.00	18,888,000.00	0.00	0.00	0.00	18,888,000.00	0.00	0.00	0.00	0.00	18,888,000.00	0.00	0.00	
Operations	3000000000000000	1,216,840,000.00	0.00	1,216,840,000.00	1,216,840,000.00	0.00	0.00	0.00	1,216,840,000.00	298,928,520.63	298,928,520.63	273,264,527.01	273,264,527.01	917,911,479.37	25,663,993.62	0.00	
OO - Due process in resolving labor disputes ensured		1,216,840,000.00	0.00	1,216,840,000.00	1,216,840,000.00	0.00	0.00	0.00	1,216,840,000.00	298,928,520.63	298,928,520.63	273,264,527.01	273,264,527.01	917,911,479.37	25,663,993.62	0.00	
LABOR ARBITRATION PROGRAM		1,216,840,000.00	0.00	1,216,840,000.00	1,216,840,000.00	0.00	0.00	0.00	1,216,840,000.00	298,928,520.63	298,928,520.63	273,264,527.01	273,264,527.01	917,911,479.37	25,663,993.62	0.00	
Resolution of Appealed Labor Cases	310100100001000	390,764,000.00	0.00	390,764,000.00	390,764,000.00	0.00	0.00	0.00	390,764,000.00	111,577,964.25	111,577,964.25	111,427,313.70	111,427,313.70	278,186,035.75	150,650.55	0.00	
PS		320,147,000.00	0.00	320,147,000.00	320,147,000.00	0.00	0.00	0.00	320,147,000.00	83,433,461.60	83,433,461.60	83,414,351.38	83,414,351.38	236,713,538.46	19,110.22	0.00	
MOOE		45,417,000.00	0.00	45,417,000.00	45,417,000.00	0.00	0.00	0.00	45,417,000.00	4,749,866.65	4,749,866.65	4,618,326.32	4,618,326.32	40,667,133.35	131,540.33	0.00	
CO		25,200,000.00	0.00	25,200,000.00	25,200,000.00	0.00	0.00	0.00	25,200,000.00	23,394,636.00	23,394,636.00	23,394,636.00	23,394,636.00	1,805,364.00	0.00	0.00	
Arbitration of Labor Cases	310100100002000	826,076,000.00	0.00	826,076,000.00	826,076,000.00	0.00	0.00	0.00	826,076,000.00	187,350,556.38	187,350,556.38	161,837,213.31	161,837,213.31	638,725,443.62	25,513,343.07	0.00	
PS		707,644,000.00	0.00	707,644,000.00	707,644,000.00	0.00	0.00	0.00	707,644,000.00	168,885,057.77	168,885,057.77	143,809,221.58	143,809,221.58	538,758,942.23	25,075,836.19	0.00	
MOOE		118,432,000.00	0.00	118,432,000.00	118,432,000.00	0.00	0.00	0.00	118,432,000.00	18,465,498.61	18,465,498.61	18,027,991.73	18,027,991.73	99,966,501.39	437,506.88	0.00	
Sub-Total, Operations		1,216,840,000.00	0.00	1,216,840,000.00	1,216,840,000.00	0.00	0.00	0.00	1,216,840,000.00	298,928,520.63	298,928,520.63	273,264,527.01	273,264,527.01	917,911,479.37	25,663,993.62	0.00	
PS		1,027,791,000.00	0.00	1,027,791,000.00	1,027,791,000.00	0.00	0.00	0.00	1,027,791,000.00	252,318,519.37	252,318,519.37	227,223,572.96	227,223,572.96	775,472,480.63	25,094,946.41	0.00	
MOOE		163,849,000.00	0.00	163,849,000.00	163,849,000.00	0.00	0.00	0.00	163,849,000.00	23,215,365.26	23,215,365.26	22,646,318.05	22,646,318.05	140,833,634.74	589,047.21	0.00	
FinEx (if Applicable)		0.00	0.00	0.00	0.00	0.00	0.00	0.00	0.00	0.00	0.00	0.00	0.00	0.00	0.00	0.00	
CO		25,200,000.00	0.00	25,200,000.00	25,200,000.00	0.00	0.00	0.00	25,200,000.00	23,394,636.00	23,394,636.00	23,394,636.00	23,394,636.00	1,805,364.00	0.00	0.00	

Department : Department of Labor and Employment (DOLE)
 Agency/Entity : National Labor Relations Commission
 Operating Unit : Central Office
 Organization Code (UACS) : 16 004 0100000
 Fund Cluster : 01 - Regular Agency Fund
 (e.g. UACS Fund Cluster: 01-Regular Agency Fund, 02-Foreign Assisted Projects Fund, 03-Special Account-Locally Funded/Domestic Grants Fund, and 04-Special Account-Foreign Assisted/Foreign Grants Fund)


X	Current Year Appropriations
	Supplemental Appropriations
	Continuing Appropriations

Particulars	UACS CODE	Appropriations			Allotments					Current Year Obligations		Current Year Disbursements		Balances		
		Authorized Appropriations	Adjustments (Transfer To/From, Modifications/ Augmentations)	Adjusted Appropriations	Allotments Received	Adjustments (Reductions, Modifications/ Augmentations)	Transfer To	Transfer From	Adjusted Allotments	1st Quarter Ending March 31	Total	1st Quarter Ending March 31	Total	Unobligated Allotments	Unpaid Obligations (15-20)=(23+24)	
															Due and Demandable	Not Yet Due and Demandable
1	2	3	4	5=(3+4)	6	7	8	9	10=[(6)+(7)-(8)+(9)]	11	12=[(11)+(12)+(13)+(14)]	13	14=[(16)+(17)+(18)+(19)]	22	23	24
Sub-Total, I. Agency Specific Budget		1,476,356,000.00	0.00	1,476,356,000.00	1,476,356,000.00	0.00	0.00	0.00	1,476,356,000.00	370,951,262.76	370,951,262.76	338,973,837.23	338,973,837.23	1,105,404,737.24	31,877,425.63	0.00
PS		1,164,380,000.00	0.00	1,164,380,000.00	1,164,380,000.00	0.00	0.00	0.00	1,164,380,000.00	281,107,248.25	281,107,248.25	256,012,301.84	256,012,301.84	883,272,751.75	25,084,946.41	0.00
MOOE		267,888,000.00	0.00	267,888,000.00	267,888,000.00	0.00	0.00	0.00	267,888,000.00	66,449,378.51	66,449,378.51	59,566,899.39	59,566,899.39	201,438,621.49	6,882,479.12	0.00
FinEx (if Applicable)		0.00	0.00	0.00	0.00	0.00	0.00	0.00	0.00	0.00	0.00	0.00	0.00	0.00	0.00	0.00
CO		44,088,000.00	0.00	44,088,000.00	44,088,000.00	0.00	0.00	0.00	44,088,000.00	23,394,636.00	23,394,636.00	23,394,636.00	23,394,636.00	20,693,364.00	0.00	0.00
II. Automatic Appropriations		74,837,000.00	0.00	74,837,000.00	74,837,000.00	0.00	0.00	0.00	74,837,000.00	13,931,566.26	13,931,566.26	13,924,539.24	13,924,539.24	60,905,433.74	7,027.02	0.00
Specific Budgets of National Government Agencies		74,837,000.00	0.00	74,837,000.00	74,837,000.00	0.00	0.00	0.00	74,837,000.00	13,931,566.26	13,931,566.26	13,924,539.24	13,924,539.24	60,905,433.74	7,027.02	0.00
Retirement and Life Insurance Premiums		74,837,000.00	0.00	74,837,000.00	74,837,000.00	0.00	0.00	0.00	74,837,000.00	13,931,566.26	13,931,566.26	13,924,539.24	13,924,539.24	60,905,433.74	7,027.02	0.00
PS		74,837,000.00	0.00	74,837,000.00	74,837,000.00	0.00	0.00	0.00	74,837,000.00	13,931,566.26	13,931,566.26	13,924,539.24	13,924,539.24	60,905,433.74	7,027.02	0.00
Sub-total II. Automatic Appropriations		74,837,000.00	0.00	74,837,000.00	74,837,000.00	0.00	0.00	0.00	74,837,000.00	13,931,566.26	13,931,566.26	13,924,539.24	13,924,539.24	60,905,433.74	7,027.02	0.00
PS		74,837,000.00	0.00	74,837,000.00	74,837,000.00	0.00	0.00	0.00	74,837,000.00	0.00	0.00	0.00	0.00	0.00	0.00	0.00
MOOE		0.00	0.00	0.00	0.00	0.00	0.00	0.00	0.00	0.00	0.00	0.00	0.00	0.00	0.00	0.00
FinEx		0.00	0.00	0.00	0.00	0.00	0.00	0.00	0.00	0.00	0.00	0.00	0.00	0.00	0.00	0.00
CO		0.00	0.00	0.00	0.00	0.00	0.00	0.00	0.00	0.00	0.00	0.00	0.00	0.00	0.00	0.00
III. Special Purpose Fund		0.00	105,221,065.00	105,221,065.00	0.00	105,221,065.00	0.00	0.00	105,221,065.00	103,810,865.34	103,810,865.34	103,810,865.34	103,810,865.34	1,410,199.66	0.00	0.00
Miscellaneous Personnel Benefits Fund		0.00	44,505,662.00	44,505,662.00	0.00	44,505,662.00	0.00	0.00	44,505,662.00	43,631,077.34	43,631,077.34	43,631,077.34	43,631,077.34	874,584.66	0.00	0.00
PS		0.00	44,505,662.00	44,505,662.00	0.00	44,505,662.00	0.00	0.00	44,505,662.00	43,631,077.34	43,631,077.34	43,631,077.34	43,631,077.34	874,584.66	0.00	0.00
Pension and Gratuity Fund		0.00	60,715,403.00	60,715,403.00	0.00	60,715,403.00	0.00	0.00	60,715,403.00	60,179,788.00	60,179,788.00	60,179,788.00	60,179,788.00	535,615.00	0.00	0.00
PS		0.00	60,715,403.00	60,715,403.00	0.00	60,715,403.00	0.00	0.00	60,715,403.00	60,179,788.00	60,179,788.00	60,179,788.00	60,179,788.00	535,615.00	0.00	0.00
Sub-Total III. Special Purpose Fund		0.00	105,221,065.00	105,221,065.00	0.00	105,221,065.00	0.00	0.00	105,221,065.00	103,810,865.34	103,810,865.34	103,810,865.34	103,810,865.34	1,410,199.66	0.00	0.00
PS		0.00	105,221,065.00	105,221,065.00	0.00	105,221,065.00	0.00	0.00	105,221,065.00	0.00	0.00	0.00	0.00	0.00	0.00	0.00
MOOE		0.00	0.00	0.00	0.00	0.00	0.00	0.00	0.00	0.00	0.00	0.00	0.00	0.00	0.00	0.00
FinEx		0.00	0.00	0.00	0.00	0.00	0.00	0.00	0.00	0.00	0.00	0.00	0.00	0.00	0.00	0.00
CO		0.00	0.00	0.00	0.00	0.00	0.00	0.00	0.00	0.00	0.00	0.00	0.00	0.00	0.00	0.00
IV. Reversion of the Unobligated Allotments charged against RA, Nos. 11465 and 11494		0.00	0.00	0.00	0.00	0.00	0.00	0.00	0.00	0.00	0.00	0.00	0.00	0.00	0.00	0.00
GRAND TOTAL		1,551,193,000.00	105,221,065.00	1,656,414,065.00	1,551,193,000.00	105,221,065.00	0.00	0.00	1,656,414,065.00	488,693,694.38	488,693,694.38	456,709,241.81	456,709,241.81	1,167,720,370.64	31,984,452.55	0.00
PS		1,239,217,000.00	105,221,065.00	1,344,438,065.00	1,239,217,000.00	105,221,065.00	0.00	0.00	1,344,438,065.00	398,849,679.85	398,849,679.85	373,747,706.42	373,747,706.42	945,586,385.15	25,101,973.43	0.00
MOOE		267,888,000.00	0.00	267,888,000.00	267,888,000.00	0.00	0.00	0.00	267,888,000.00	66,449,378.51	66,449,378.51	59,566,899.39	59,566,899.39	201,438,621.49	6,882,479.12	0.00
CO		44,088,000.00	0.00	44,088,000.00	44,088,000.00	0.00	0.00	0.00	44,088,000.00	23,394,636.00	23,394,636.00	23,394,636.00	23,394,636.00	20,693,364.00	0.00	0.00
Recapitulation by OO:																
I. Agency Specific Budget		1,216,840,000.00	0.00	1,216,840,000.00	1,216,840,000.00	0.00	0.00	0.00	1,216,840,000.00	298,928,520.63	298,928,520.63	273,264,527.01	273,264,527.01	917,911,479.37	25,663,993.62	0.00
LABOR ARBITRATION PROGRAM		1,216,840,000.00	0.00	1,216,840,000.00	1,216,840,000.00	0.00	0.00	0.00	1,216,840,000.00	298,928,520.63	298,928,520.63	273,264,527.01	273,264,527.01	917,911,479.37	25,663,993.62	0.00


Certified Correct:


DAISEE A. TISMO
LAA/ Acting Budget Officer

Certified Correct:


HAROLD M. CARBO
Chief, Mgmt. and Fiscal Division

**Recommending Approval
By:**


ELVIRA F. CRUZ
Director II, Mgmt. And Admin. Dept.

Approved By:


GRACE E. MANQUIZ- TAN
Chairperson