

MONTHLY REPORT OF DISBURSEMENTS
For the month of January 2022.

Department: Department of Labor and Employment (DOLE)
 Agency: National Labor Relations Commission
 Operating Unit: Central Office
 Organization Code: 16 004 0100000
 Fund Cluster: 01 Regular Agency Fund

Particulars	Current Year Budget					Prior Year's Budget											Trust Liabilities				Grand Total					Remarks	
	PS	MOOE	FinEx	CO	TOTAL	Prior Year's Accounts Payable					Current Year's Accounts Payable						SUB-TOTAL	PS	MOOE	CO	TOTAL	PS	MOOE	FinEx	CO		TOTAL
						PS	MOOE	FinEx	CO	Sub-Total	PS	MOOE	FinEx	CO	Sub-Total	PS											
1	2	3	4	5	6=(2+3+4+5)	7	8	9	10	11=(7+8+9+10)	12	13	14	15	12+13+14+15	17=(11+16)	18=(6+17)	19	20	21	22=(19+20+21)	23	24	25	26	27=(23+24+25+26)	28
CASH DISBURSEMENTS	93,409,182.14	7,447,667.16	-	-	100,856,849.30	299,137.58	101,352.23	-	-	400,489.81	-	-	-	-	400,489.81	101,257,339.11	-	-	-	-	93,708,319.72	7,549,019.39	-	-	-	101,257,339.11	
Notice of Cash Allocation (NCA)	93,409,182.14	7,447,667.16	-	-	100,856,849.30	299,137.58	101,352.23	-	-	400,489.81	-	-	-	-	400,489.81	101,257,339.11	-	-	-	-	93,708,319.72	7,549,019.39	-	-	-	101,257,339.11	
MDS Checks Issued	46,206,385.95	1,226,768.18	-	-	47,433,154.13	92,795.12	47,506.73	-	-	140,301.85	-	-	-	-	140,301.85	47,573,455.98	-	-	-	-	46,299,181.07	1,274,274.91	-	-	-	47,573,455.98	
Advice to Debit Account	47,202,796.19	6,220,898.98	-	-	53,423,695.17	206,342.46	53,845.50	-	-	260,187.96	-	-	-	-	260,187.96	53,683,883.13	-	-	-	-	47,409,136.65	6,274,744.48	-	-	-	53,683,883.13	
Notice of Transfer Allocations (NTA)	-	-	-	-	-	-	-	-	-	-	-	-	-	-	-	-	-	-	-	-	-	-	-	-	-	-	
TOTAL CASH DISBURSEMENTS	93,409,182.14	7,447,667.16	-	-	100,856,849.30	299,137.58	101,352.23	-	-	400,489.81	-	-	-	-	400,489.81	101,257,339.11	-	-	-	-	93,708,319.72	7,549,019.39	-	-	-	101,257,339.11	
NON-CASH DISBURSEMENTS	14,880,695.45	468,566.23	-	-	15,349,261.68	-	6,041.20	-	-	6,041.20	-	-	-	-	6,041.20	15,355,302.88	-	-	-	-	14,880,695.45	474,607.43	-	-	-	15,355,302.88	
Tax Remittance Advices Issued (TRA)	14,880,695.45	468,566.23	-	-	15,349,261.68	-	6,041.20	-	-	6,041.20	-	-	-	-	6,041.20	15,355,302.88	-	-	-	-	14,880,695.45	474,607.43	-	-	-	15,355,302.88	
TOTAL NON-CASH DISBURSEMENTS	14,880,695.45	468,566.23	-	-	15,349,261.68	-	6,041.20	-	-	6,041.20	-	-	-	-	6,041.20	15,355,302.88	-	-	-	-	14,880,695.45	474,607.43	-	-	-	15,355,302.88	
GRAND TOTAL	108,289,877.59	7,916,233.39	-	-	116,206,110.98	299,137.58	107,393.43	-	-	406,531.01	-	-	-	-	406,531.01	116,612,641.99	-	-	-	-	108,589,015.17	8,023,626.82	-	-	-	116,612,641.99	


SUMMARY

Particulars	Previous Report	This Month	As at Date
(1)	(2)	(3)	(4)
Total Disbursement Authorities Received	-	137,208,389.88	137,208,389.88
NCA	-	121,853,087.00	121,853,087.00
NTA	-	-	-
Working Fund	-	-	-
TRA	-	15,355,302.88	15,355,302.88
CDC	-	-	-
NCAA	-	-	-
Less: Notice of Transfer of Allocations (NTA)* issued	-	-	-
Total Disbursement Authorities Available	-	137,208,389.88	137,208,389.88
Less:	-	-	-
Lapsed NCA	-	-	-
Disbursements	-	116,612,641.99	116,612,641.99
Less: Other Non-Cash Disbursements	-	-	-
Balance of Disbursement Authorities as at date	-	20,595,747.89	20,595,747.89
Total Disbursements Program	-	137,208,389.88	137,208,389.88
Less: *Actual Disbursements	-	116,612,641.99	116,612,641.99
(Over)/Under spending	-	20,595,747.89	20,595,747.89


Notes: * The use of NTA is discouraged
 Notes: ** Amounts should tally with the grand total disbursement (column 27).

DOLE
 RECEIVED
 2-9-22
 2:29


Certified Correct:


 KARL CHESTER E. BALATAY
 Accountant IV
 Date 09 February 2022

Recommending Approval:


 ELVIRA F. CRUZ
 Director II
 Date 09 February 2022

Approved by Authority of the Chairman:


 ELENITA F. CRUZ
 LA / Acting Executive Clerk of Court
 Date 09 February 2022