

STATEMENT OF APPROPRIATIONS, ALLOTMENTS, OBLIGATIONS, DISBURSEMENTS AND BALANCES
As at the Quarter Ending June 30, 2020

Department : Department of Labor and Employment (DOLE)
Agency/Entity : National Labor Relations Commission
Operating Unit : Central Office
Organization Code : 16 004 0100000
Fund Cluster : 01 Regular Agency Fund

X	Current Year Appropriations
	Supplemental
	Continuing Appropriations

(e.g. UACS Fund Cluster: 01-Regular Agency Fund, 02-Foreign Assisted Projects Fund, 03-Special Account-Locally Funded/Domestic Grants Fund, and 04-Special Account-Foreign Assisted/Foreign Grants Fund)

Particulars	UACS CODE	Appropriations Requirements			Allotments					Current Year Obligations					Current Year Disbursements					Balances			
		Authorized Appropriations	Transfer To/From, Modifications/	Adjusted Appropriations	Allotments Received	Adjustments (Reductions, Modifications/Augmentations)	Transfer To	Transfer From	Adjusted Total Allotments	1st Quarter Ending March 31	2nd Quarter Ending June 30	3rd Quarter Ending Sept. 30	4th Quarter Ending Dec. 31	TOTAL	1st Quarter Ending March 31	2nd Quarter Ending June 30	3rd Quarter Ending Sept. 30	4th Quarter Ending Dec. 31	TOTAL	Unreleased Appro	Unobligated Allotments	Unpaid Obligations (15-20)+(23-24)	
																						Due and Demandable	Not Yet Due and Demandable
1	2	3	4	5=(3+4)	6	7	8	9	10=[(6+)-(7)-8+9]	11	12	13	14	15=(11+12+13+14)	16	17	18	19	20=(16+17+18+19)	21	22	23	24
Agency Specific Budget		1,242,633,000.00	0.00	1,242,633,000.00	1,227,783,000.00	0.00	0.00	0.00	1,227,783,000.00	331,316,928.24	261,639,123.62	0.00	0.00	592,956,051.86	329,325,148.13	263,364,106.16	0.00	0.00	592,689,254.29	14,850,000.00	634,816,948.14	0.00	395,799.58
General Administration and Support	1000000000000000	194,551,000.00	0.00	194,551,000.00	179,701,000.00	0.00	0.00	0.00	179,701,000.00	50,146,014.86	46,068,240.13	0.00	0.00	96,214,254.99	50,096,638.86	46,094,276.54	0.00	0.00	96,190,915.40	14,850,000.00	83,466,745.01	0.00	23,339.58
General Management and Supervision	100000100001000	165,830,000.00	0.00	165,830,000.00	150,980,000.00	0.00	0.00	0.00	150,980,000.00	50,146,014.86	44,839,298.13	0.00	0.00	94,985,312.99	50,096,638.86	44,885,334.54	0.00	0.00	94,981,973.40	14,850,000.00	55,994,667.01	0.00	23,339.58
PS		72,855,000.00	0.00	72,855,000.00	72,855,000.00	0.00	0.00	0.00	72,855,000.00	34,131,682.58	26,918,118.72	0.00	0.00	61,049,801.30	34,131,682.58	26,918,118.72	0.00	0.00	61,049,801.30	0.00	11,805,196.70	0.00	0.00
MOOE		83,620,000.00	0.00	83,620,000.00	75,920,000.00	0.00	0.00	0.00	75,920,000.00	16,014,332.28	17,921,179.41	0.00	0.00	33,935,511.69	15,964,956.28	17,947,215.82	0.00	0.00	33,912,172.10	7,700,000.00	41,984,488.31	0.00	23,339.58
CO		9,355,000.00	0.00	9,355,000.00	2,205,000.00	0.00	0.00	0.00	2,205,000.00	0.00	0.00	0.00	0.00	0.00	0.00	0.00	0.00	0.00	0.00	7,150,000.00	2,205,000.00	0.00	0.00
Administration of Personnel Benefits	100000100002000	28,721,000.00	0.00	28,721,000.00	28,721,000.00	0.00	0.00	0.00	28,721,000.00	0.00	1,228,942.00	0.00	0.00	1,228,942.00	0.00	1,228,942.00	0.00	0.00	1,228,942.00	0.00	27,492,058.00	0.00	0.00
PS		28,721,000.00	0.00	28,721,000.00	28,721,000.00	0.00	0.00	0.00	28,721,000.00	0.00	1,228,942.00	0.00	0.00	1,228,942.00	0.00	1,228,942.00	0.00	0.00	1,228,942.00	0.00	27,492,058.00	0.00	0.00
Sub-Total, General Administration and Support		194,551,000.00	0.00	194,551,000.00	179,701,000.00	0.00	0.00	0.00	179,701,000.00	50,146,014.86	46,068,240.13	0.00	0.00	96,214,254.99	50,096,638.86	46,094,276.54	0.00	0.00	96,190,915.40	14,850,000.00	83,466,745.01	0.00	23,339.58
PS		101,576,000.00	0.00	101,576,000.00	101,576,000.00	0.00	0.00	0.00	101,576,000.00	34,131,682.58	28,147,060.72	0.00	0.00	62,278,743.30	34,131,682.58	28,147,060.72	0.00	0.00	62,278,743.30	0.00	39,297,256.70	0.00	0.00
MOOE		83,620,000.00	0.00	83,620,000.00	75,920,000.00	0.00	0.00	0.00	75,920,000.00	16,014,332.28	17,921,179.41	0.00	0.00	33,935,511.69	15,964,956.28	17,947,215.82	0.00	0.00	33,912,172.10	7,700,000.00	41,984,488.31	0.00	23,339.58
FinEx (if Applicable)		0.00	0.00	0.00	0.00	0.00	0.00	0.00	0.00	0.00	0.00	0.00	0.00	0.00	0.00	0.00	0.00	0.00	0.00	0.00	0.00	0.00	0.00
CO		9,355,000.00	0.00	9,355,000.00	2,205,000.00	0.00	0.00	0.00	2,205,000.00	0.00	0.00	0.00	0.00	0.00	0.00	0.00	0.00	0.00	0.00	7,150,000.00	2,205,000.00	0.00	0.00
Operations	300000000000000	1,048,082,000.00	0.00	1,048,082,000.00	1,048,082,000.00	0.00	0.00	0.00	1,048,082,000.00	281,170,913.38	215,570,883.49	0.00	0.00	496,741,796.87	279,228,507.27	217,289,829.61	0.00	0.00	496,498,336.88	0.00	551,340,203.13	0.00	143,459.96
OO : Due process in resolving labor disputes ensured		1,048,082,000.00	0.00	1,048,082,000.00	1,048,082,000.00	0.00	0.00	0.00	1,048,082,000.00	281,170,913.38	215,570,883.49	0.00	0.00	496,741,796.87	279,228,507.27	217,289,829.61	0.00	0.00	496,498,336.88	0.00	551,340,203.13	0.00	143,459.96
LABOR ARBITRATION PROGRAM		1,048,082,000.00	0.00	1,048,082,000.00	1,048,082,000.00	0.00	0.00	0.00	1,048,082,000.00	281,170,913.38	215,570,883.49	0.00	0.00	496,741,796.87	279,228,507.27	217,289,829.61	0.00	0.00	496,498,336.88	0.00	551,340,203.13	0.00	143,459.96
Resolution of Appealed Labor Cases	310100100001000	311,207,000.00	0.00	311,207,000.00	311,207,000.00	0.00	0.00	0.00	311,207,000.00	109,344,780.97	79,968,417.38	0.00	0.00	189,313,198.35	109,344,780.97	79,968,417.38	0.00	0.00	189,313,198.35	0.00	121,893,801.65	0.00	0.00
PS		272,773,000.00	0.00	272,773,000.00	272,773,000.00	0.00	0.00	0.00	272,773,000.00	104,278,282.26	78,193,202.46	0.00	0.00	182,471,484.72	104,278,282.26	78,193,202.46	0.00	0.00	182,471,484.72	0.00	90,301,515.28	0.00	0.00
MOOE		38,434,000.00	0.00	38,434,000.00	38,434,000.00	0.00	0.00	0.00	38,434,000.00	5,066,498.71	1,775,214.92	0.00	0.00	6,841,713.63	5,066,498.71	1,775,214.92	0.00	0.00	6,841,713.63	0.00	31,992,286.37	0.00	0.00
Arbitration of Labor Cases	310100100002000	736,875,000.00	0.00	736,875,000.00	736,875,000.00	0.00	0.00	0.00	736,875,000.00	171,826,132.41	135,602,466.11	0.00	0.00	307,428,598.52	169,883,726.30	137,301,412.23	0.00	0.00	307,185,138.63	0.00	428,446,401.48	0.00	143,459.96
PS		657,392,000.00	0.00	657,392,000.00	657,392,000.00	0.00	0.00	0.00	657,392,000.00	157,397,531.21	127,201,842.57	0.00	0.00	284,599,373.78	155,455,125.10	128,934,600.20	0.00	0.00	284,389,745.30	0.00	372,792,626.22	0.00	39,628.48
MOOE		79,183,000.00	0.00	79,183,000.00	79,183,000.00	0.00	0.00	0.00	79,183,000.00	14,428,601.20	8,400,623.54	0.00	0.00	22,829,224.74	14,428,601.20	8,366,792.03	0.00	0.00	22,795,393.23	0.00	56,353,775.26	0.00	13,431.51
CO		300,000.00	0.00	300,000.00	300,000.00	0.00	0.00	0.00	300,000.00	0.00	0.00	0.00	0.00	0.00	0.00	0.00	0.00	0.00	0.00	360,000.00	0.00	0.00	

Department : Department of Labor and Employment (DOLE)
 Agency/Entity : National Labor Relations Commission
 Operating Unit : Central Office
 Organization Code : 16 004 0100000
 Fund Cluster : 01 Regular Agency Fund

X	Current Year Appropriations
	Supplemental
	Continuing Appropriations

(e.g. UACS Fund Cluster: 01-Regular Agency Fund, 02-Foreign Assisted Projects Fund, 03-Special Account-Locally Funded/Domestic Grants Fund, and 04-Special Account-Foreign Assisted/Foreign Grants Fund)

Particulars	UACS CODE	Appropriations		Allotments						Current Year Obligations					Current Year Disbursements					Balances			
		Authorized Appropriations	(Transfer To/From, Modifications)	Adjusted Appropriations	Allotments Received	Adjustments (Reductions, Modifications/Augmentations)	Transfer To	Transfer From	Adjusted Total Allotments	1st Quarter Ending March 31	2nd Quarter Ending June 30	3rd Quarter Ending Sept. 30	4th Quarter Ending Dec. 31	TOTAL	1st Quarter Ending March 31	2nd Quarter Ending June 30	3rd Quarter Ending Sept. 30	4th Quarter Ending Dec. 31	TOTAL	Unreleased Appro	Unobligated Allotments	Unpaid Obligations (15-20)=[21+24]	
		3	4	5=(3+4)	6	7	8	9	10=[6+(7)-8+9]	11	12	13	14	15=(11+12+13+14)	16	17	18	19	20=(16+17+18+19)	21	22	23	24
Sub-Total, Operations		1,048,082,000.00	0.00	1,048,082,000.00	1,048,082,000.00	0.00	0.00	0.00	1,048,082,000.00	281,170,913.38	215,570,883.49	0.00	0.00	496,741,796.87	279,228,507.27	217,269,829.61	0.00	0.00	496,498,336.88	0.00	551,340,203.13	0.00	243,459.99
PS		930,165,000.00	0.00	930,165,000.00	930,165,000.00	0.00	0.00	0.00	930,165,000.00	261,675,813.47	205,395,045.03	0.00	0.00	467,070,858.50	258,733,407.36	207,127,822.66	0.00	0.00	465,861,230.02	0.00	463,094,141.50	0.00	206,628.48
MOOE		117,617,000.00	0.00	117,617,000.00	117,617,000.00	0.00	0.00	0.00	117,617,000.00	19,495,099.91	10,175,838.46	0.00	0.00	29,670,938.37	19,495,099.91	10,142,006.95	0.00	0.00	29,637,106.86	0.00	87,946,061.63	0.00	33,831.51
FinEx (if Applicable)		0.00	0.00	0.00	0.00	0.00	0.00	0.00	0.00	0.00	0.00	0.00	0.00	0.00	0.00	0.00	0.00	0.00	0.00	0.00	0.00	0.00	0.00
CO		300,000.00	0.00	300,000.00	300,000.00	0.00	0.00	0.00	300,000.00	0.00	0.00	0.00	0.00	0.00	0.00	0.00	0.00	0.00	0.00	0.00	300,000.00	0.00	0.00
Sub-Total, I. Agency Specific Budget		1,242,633,000.00	0.00	1,242,633,000.00	1,227,783,000.00	0.00	0.00	0.00	1,227,783,000.00	331,316,928.24	261,639,123.62	0.00	0.00	592,956,051.86	329,325,146.13	263,364,106.15	0.00	0.00	592,689,252.28	14,850,000.00	634,626,948.14	0.00	296,799.58
PS		1,031,741,000.00	0.00	1,031,741,000.00	1,031,741,000.00	0.00	0.00	0.00	1,031,741,000.00	295,807,496.05	233,542,105.75	0.00	0.00	529,349,601.80	293,865,089.94	235,274,883.38	0.00	0.00	529,139,973.32	0.00	502,391,398.20	0.00	206,628.48
MOOE		201,237,000.00	0.00	201,237,000.00	193,537,000.00	0.00	0.00	0.00	193,537,000.00	35,509,432.19	28,097,017.87	0.00	0.00	63,606,450.06	36,460,056.19	28,089,222.77	0.00	0.00	63,549,278.96	7,700,000.00	129,930,549.94	0.00	57,171.13
FinEx (if Applicable)		0.00	0.00	0.00	0.00	0.00	0.00	0.00	0.00	0.00	0.00	0.00	0.00	0.00	0.00	0.00	0.00	0.00	0.00	0.00	0.00	0.00	0.00
CO		9,855,000.00	0.00	9,855,000.00	2,505,000.00	0.00	0.00	0.00	2,505,000.00	0.00	0.00	0.00	0.00	0.00	0.00	0.00	0.00	0.00	0.00	7,150,000.00	2,505,000.00	0.00	0.00
II. Automatic Appropriations		81,398,000.00	(44,432,000.00)	16,966,000.00	63,013,000.00	(46,047,000.00)	0.00	0.00	16,966,000.00	15,164,554.36	606,204.43	0.00	0.00	15,770,758.79	15,004,628.37	752,203.42	0.00	0.00	15,756,831.79	0.00	1,195,241.21	0.00	13,927.00
Specific Budgets of National Government Agencies		81,398,000.00	(44,432,000.00)	16,966,000.00	63,013,000.00	(46,047,000.00)	0.00	0.00	16,966,000.00	15,164,554.36	606,204.43	0.00	0.00	15,770,758.79	15,004,628.37	752,203.42	0.00	0.00	15,756,831.79	0.00	1,195,241.21	0.00	13,927.00
Retirement and Life Insurance Premiums		81,398,000.00	(44,432,000.00)	16,966,000.00	63,013,000.00	(46,047,000.00)	0.00	0.00	16,966,000.00	15,164,554.36	606,204.43	0.00	0.00	15,770,758.79	15,004,628.37	752,203.42	0.00	0.00	15,756,831.79	0.00	1,195,241.21	0.00	13,927.00
PS		81,398,000.00	(44,432,000.00)	16,966,000.00	63,013,000.00	(46,047,000.00)	0.00	0.00	16,966,000.00	15,164,554.36	606,204.43	0.00	0.00	15,770,758.79	15,004,628.37	752,203.42	0.00	0.00	15,756,831.79	0.00	1,195,241.21	0.00	13,927.00
Sub-total II. Automatic Appropriations		81,398,000.00	(44,432,000.00)	16,966,000.00	63,013,000.00	(46,047,000.00)	0.00	0.00	16,966,000.00	15,164,554.36	606,204.43	0.00	0.00	15,770,758.79	15,004,628.37	752,203.42	0.00	0.00	15,756,831.79	0.00	1,195,241.21	0.00	13,927.00
PS		81,398,000.00	(44,432,000.00)	16,966,000.00	63,013,000.00	(46,047,000.00)	0.00	0.00	16,966,000.00	15,164,554.36	606,204.43	0.00	0.00	15,770,758.79	15,004,628.37	752,203.42	0.00	0.00	15,756,831.79	0.00	1,195,241.21	0.00	13,927.00
MOOE		0.00	0.00	0.00	0.00	0.00	0.00	0.00	0.00	0.00	0.00	0.00	0.00	0.00	0.00	0.00	0.00	0.00	0.00	0.00	0.00	0.00	0.00
FinEx		0.00	0.00	0.00	0.00	0.00	0.00	0.00	0.00	0.00	0.00	0.00	0.00	0.00	0.00	0.00	0.00	0.00	0.00	0.00	0.00	0.00	0.00
CO		0.00	0.00	0.00	0.00	0.00	0.00	0.00	0.00	0.00	0.00	0.00	0.00	0.00	0.00	0.00	0.00	0.00	0.00	0.00	0.00	0.00	0.00
III. Special Purpose Fund		232,592,012.00	0.00	232,592,012.00	0.00	232,592,012.00	0.00	0.00	232,592,012.00	71,282,328.55	24,930,476.50	0.00	0.00	96,212,805.05	71,237,797.30	24,963,057.50	0.00	0.00	96,200,854.80	0.00	136,379,206.95	0.00	11,950.25
Miscellaneous Personnel Benefits Fund		118,662,123.00	0.00	118,662,123.00	0.00	118,662,123.00	0.00	0.00	118,662,123.00	32,620,564.55	72,825.50	0.00	0.00	32,693,390.05	32,576,033.30	106,206.50	0.00	0.00	32,681,239.80	0.00	85,958,932.95	0.00	11,950.25
PS		118,662,123.00	0.00	118,662,123.00	0.00	118,662,123.00	0.00	0.00	118,662,123.00	32,620,564.55	72,825.50	0.00	0.00	32,693,390.05	32,576,033.30	106,206.50	0.00	0.00	32,681,239.80	0.00	85,958,932.95	0.00	11,950.25
Pension and Gratuity Fund		113,929,889.00	0.00	113,929,889.00	0.00	113,929,889.00	0.00	0.00	113,929,889.00	38,661,784.00	24,857,851.00	0.00	0.00	63,519,635.00	38,661,784.00	24,857,851.00	0.00	0.00	63,519,635.00	0.00	50,410,274.00	0.00	0.00
PS		113,929,889.00	0.00	113,929,889.00	0.00	113,929,889.00	0.00	0.00	113,929,889.00	38,661,784.00	24,857,851.00	0.00	0.00	63,519,635.00	38,661,784.00	24,857,851.00	0.00	0.00	63,519,635.00	0.00	50,410,274.00	0.00	0.00
Sub-Total III. Special Purpose Fund		232,592,012.00	0.00	232,592,012.00	0.00	232,592,012.00	0.00	0.00	232,592,012.00	71,282,328.55	24,930,476.50	0.00	0.00	96,212,805.05	71,237,797.30	24,963,057.50	0.00	0.00	96,200,854.80	0.00	136,379,206.95	0.00	11,950.25
PS		232,592,012.00	0.00	232,592,012.00	0.00	232,592,012.00	0.00	0.00	232,592,012.00	71,282,328.55	24,930,476.50	0.00	0.00	96,212,805.05	71,237,797.30	24,963,057.50	0.00	0.00	96,200,854.80	0.00	136,379,206.95	0.00	11,950.25
MOOE		0.00	0.00	0.00	0.00	0.00	0.00	0.00	0.00	0.00	0.00	0.00	0.00	0.00	0.00	0.00	0.00	0.00	0.00	0.00	0.00	0.00	0.00
FinEx		0.00	0.00	0.00	0.00	0.00	0.00	0.00	0.00	0.00	0.00	0.00	0.00	0.00	0.00	0.00	0.00	0.00	0.00	0.00	0.00	0.00	0.00
CO		0.00	0.00	0.00	0.00	0.00	0.00	0.00	0.00	0.00	0.00	0.00	0.00	0.00	0.00	0.00	0.00	0.00	0.00	0.00	0.00	0.00	0.00
GRAND TOTAL		1,304,031,000.00	168,160,012.00	1,492,191,012.00	1,290,796,000.00	186,545,012.00	0.00	0.00	1,477,341,012.00	417,763,811.15	287,175,804.56	0.00	0.00	704,939,615.70	415,567,571.80	289,079,367.07	0.00	0.00	704,846,938.87	14,850,000.00	772,401,396.30	0.00	292,676.83
PS		1,093,139,000.00	168,160,012.00	1,281,299,012.00	1,084,754,000.00	186,545,012.00	0.00	0.00	1,281,299,012.00	382,254,378.96	259,078,786.66	0.00	0.00	641,333,165.64	380,107,515.81	260,990,144.30	0.00	0.00	641,097,659.81	0.00	639,955,846.36	0.00	235,505.73
MOOE		201,237,000.00	0.00	201,237,000.00	193,537,000.00	0.00	0.00	0.00	193,537,000.00	35,509,432.19	28,097,017.87	0.00	0.00	63,606,450.06	36,460,056.19	28,089,222.77	0.00	0.00	63,549,278.96	7,700,000.00	129,930,549.94	0.00	57,171.13


Department : Department of Labor and Employment (DOLE)
 Agency/Entity : National Labor Relations Commission
 Operating Unit : Central Office
 Organization Code : 16 004 0100000
 Fund Cluster : 01 Regular Agency Fund

Current Year Appropriations
 Supplemental
 Continuing Appropriations


(e.g. UACS Fund Cluster: 01-Regular Agency Fund, 02-Foreign Assisted Projects Fund, 03-Special Account-Locally Funded/Domestic Grants Fund, and 04-Special Account-Foreign Assisted/Foreign Grants Fund)

Particulars	UACS CODE	Appropriations			Allotments			Current Year Obligations					Current Year Disbursements				Balances							
		Authorized Appropriations	Adjustments (Transfer To/From, Modifications)	Adjusted Appropriations	Allotments Received	Adjustments (Reductions, Modifications, Augmentations)	Transfer To	Transfer From	Adjusted Total Allotments	1st Quarter Ending March 31	2nd Quarter Ending June 30	3rd Quarter Ending Sept. 30	4th Quarter Ending Dec. 31	TOTAL	1st Quarter Ending March 31	2nd Quarter Ending June 30	3rd Quarter Ending Sept. 30	4th Quarter Ending Dec. 31	TOTAL	Unreleased Appro	Unobligated Allotments	Unpaid Obligations (15-20=(23-24))		
																						Due and Demandable	Not Yet Due and Demandable	
CO		9,655,000.00	0.00	9,655,000.00	2,505,000.00	0.00	0.00	0.00	2,505,000.00	0.00	0.00	0.00	0.00	0.00	0.00	0.00	0.00	0.00	0.00	0.00	7,150,000.00	2,505,000.00	0.00	0.00
Recapitulation by OO:																								
Agency Specific Budget		1,048,082,000.00	0.00	1,048,082,000.00	1,048,082,000.00	0.00	0.00	0.00	1,048,082,000.00	281,170,913.38	215,570,883.49	0.00	0.00	496,741,796.87	279,228,507.27	217,269,829.61	0.00	0.00	496,498,336.88	0.00	551,340,203.13	0.00	0.00	243,459.99
LABOR ARBITRATION PROGRAM		1,048,082,000.00	0.00	1,048,082,000.00	1,048,082,000.00	0.00	0.00	0.00	1,048,082,000.00	281,170,913.38	215,570,883.49	0.00	0.00	496,741,796.87	279,228,507.27	217,269,829.61	0.00	0.00	496,498,336.88	0.00	551,340,203.13	0.00	0.00	243,459.99


Certified Correct:


 Mariela Carolina Cervantes
 Administrative Officer IV / Acting Budget Officer


Certified Correct:


 Harold M. Carbo
 Accountant IV

Recommending


 Elenita F. Cruz
 Director II, MAD

Approved By:

By the Authority of the Chairman:

 Elenita F. Cruz
 Labor Arbiter/Acting Executive Clerk of Court IV

STATEMENT OF APPROPRIATIONS, ALLOTMENTS, OBLIGATIONS, DISBURSEMENTS AND BALANCES
As at the Quarter Ending June 30, 2020

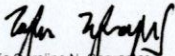
Department: Department of Labor and Employment (DOLE)
 Agency: National Labor Relations Commission
 Operating Unit: Central Office
 Organization Code: 16 004 0100000
 Fund Cluster: 01 Regular Agency Fund

<input type="checkbox"/>	Current Year
<input type="checkbox"/>	Supplemental
<input checked="" type="checkbox"/>	Continuing Appropriations


(e.g. UACS Fund Cluster: 01-Regular Agency Fund, 02-Foreign Assisted Projects Fund, 03-Special Account-Locally Funded/Domestic Grants Fund, and 04-Special Account-Foreign Assisted/Foreign Grants Fund)

Particulars	UACS CODE	Appropriations			Allotments			Current Year Obligations					Current Year Disbursements					Balances						
		Authorized Appropriations	Adjustments (Transfer To/From, Realignment)	Adjusted Appropriations	Allotments Received	Adjustments (Withdrawal, Realignment)	Transfer To	Transfer From	Adjusted Total Allotments	1st Quarter Ending March 31	2nd Quarter Ending June 30	3rd Quarter Ending Sept. 30	4th Quarter Ending Dec. 31	TOTAL	1st Quarter Ending March 31	2nd Quarter Ending June 30	3rd Quarter Ending Sept. 30	4th Quarter Ending Dec. 31	TOTAL	Unreleased Appro	Unobligated Allotments	Unpaid Obligations (15-20)=(23+24)		
																						23	24	
1	2	3	4	5=(3+4)	6	7	8	9	10=[(6+(-)7)-8+9]	11	12	13	14	15=(11+12+13+14)	16	17	18	19	20=(16+17+18+19)	21=(5-10)	22=(10-15)	23	24	
I. Continuing Appropriations		0.00	0.00	0.00	37,843,815.00	0.00	0.00	0.00	37,843,815.00	37,843,815.00	0.00	0.00	0.00	0.00	37,843,815.00	37,843,815.00	0.00	0.00	0.00	37,843,815.00	(37,843,815.00)	0.00	0.00	<=0
II. Special Purpose Fund		0.00	0.00	0.00	37,843,815.00	0.00	0.00	0.00	37,843,815.00	37,843,815.00	0.00	0.00	0.00	0.00	37,843,815.00	37,843,815.00	0.00	0.00	0.00	37,843,815.00	(37,843,815.00)	0.00	0.00	<=0
General Administration and Support	1000000000000000	0.00	0.00	0.00	37,843,815.00	0.00	0.00	0.00	37,843,815.00	37,843,815.00	0.00	0.00	0.00	0.00	37,843,815.00	37,843,815.00	0.00	0.00	0.00	37,843,815.00	(37,843,815.00)	0.00	0.00	<=0
General Management and Supervision	100000100001000	0.00	0.00	0.00	37,843,815.00	0.00	0.00	0.00	37,843,815.00	37,843,815.00	0.00	0.00	0.00	0.00	37,843,815.00	37,843,815.00	0.00	0.00	0.00	37,843,815.00	(37,843,815.00)	0.00	0.00	<=0
PS		0.00	0.00	0.00	37,843,815.00	0.00	0.00	0.00	37,843,815.00	37,843,815.00	0.00	0.00	0.00	0.00	37,843,815.00	37,843,815.00	0.00	0.00	0.00	37,843,815.00	(37,843,815.00)	0.00	0.00	<=0
Sub-Total, General Administration and Support		0.00	0.00	0.00	37,843,815.00	0.00	0.00	0.00	37,843,815.00	37,843,815.00	0.00	0.00	0.00	0.00	37,843,815.00	37,843,815.00	0.00	0.00	0.00	37,843,815.00	(37,843,815.00)	0.00	0.00	<=0
PS		0.00	0.00	0.00	37,843,815.00	0.00	0.00	0.00	37,843,815.00	37,843,815.00	0.00	0.00	0.00	0.00	37,843,815.00	37,843,815.00	0.00	0.00	0.00	37,843,815.00	(37,843,815.00)	0.00	0.00	<=0
MGOE		0.00	0.00	0.00	0.00	0.00	0.00	0.00	0.00	0.00	0.00	0.00	0.00	0.00	0.00	0.00	0.00	0.00	0.00	0.00	0.00	0.00	0.00	<=0
FinEx (if Applicable)		0.00	0.00	0.00	0.00	0.00	0.00	0.00	0.00	0.00	0.00	0.00	0.00	0.00	0.00	0.00	0.00	0.00	0.00	0.00	0.00	0.00	0.00	<=0
CC		0.00	0.00	0.00	0.00	0.00	0.00	0.00	0.00	0.00	0.00	0.00	0.00	0.00	0.00	0.00	0.00	0.00	0.00	0.00	0.00	0.00	0.00	<=0
GRAND TOTAL		0.00	0.00	0.00	37,843,815.00	0.00	0.00	0.00	37,843,815.00	37,843,815.00	0.00	0.00	0.00	0.00	37,843,815.00	37,843,815.00	0.00	0.00	0.00	37,843,815.00	(37,843,815.00)	0.00	0.00	<=0
PS		0.00	0.00	0.00	37,843,815.00	0.00	0.00	0.00	37,843,815.00	37,843,815.00	0.00	0.00	0.00	0.00	37,843,815.00	37,843,815.00	0.00	0.00	0.00	37,843,815.00	(37,843,815.00)	0.00	0.00	<=0
MGOE		0.00	0.00	0.00	0.00	0.00	0.00	0.00	0.00	0.00	0.00	0.00	0.00	0.00	0.00	0.00	0.00	0.00	0.00	0.00	0.00	0.00	0.00	<=0
FinEx (if Applicable)		0.00	0.00	0.00	0.00	0.00	0.00	0.00	0.00	0.00	0.00	0.00	0.00	0.00	0.00	0.00	0.00	0.00	0.00	0.00	0.00	0.00	0.00	<=0
CC		0.00	0.00	0.00	0.00	0.00	0.00	0.00	0.00	0.00	0.00	0.00	0.00	0.00	0.00	0.00	0.00	0.00	0.00	0.00	0.00	0.00	0.00	<=0


Certified Correct:


 Maria Carolina N. Cervantes
 Administrative Officer IV / Acting Budget Officer


Certified Correct:


 Harold M. Carbo
 Accountant IV

Recommending Approval:


 Elvira Cruz
 Director II, MAD

Approved By:

By the Authority of the Chairman:

 Elvira Cruz
 Labor Arbitrator/Acting Executive Clerk of Court IV