

STATEMENT OF APPROPRIATIONS, ALLOTMENTS, OBLIGATIONS, DISBURSEMENTS AND BALANCES

As at the Quarter Ending September 30, 2022

Department : Department of Labor and Employment (DOLE)  
 Agency/Entity : National Labor Relations Commission  
 Operating Unit : Central Office  
 Organization Code (UACS) : 16 004 0100000  
 Fund Cluster : 01 Regular Agency Fund

Current Year Appropriations  
 Supplemental Appropriations  
 Continuing Appropriations

(e.g. UACS Fund Cluster: 01-Regular Agency Fund, 02-Foreign Assisted Projects Fund, 03-Special Account-Locally Funded/Domestic Grants Fund, and 04-Special Account-Foreign Assisted/Foreign Grants Fund)

| Particulars  | UACS CODE        | Appropriations            |  |                         | Allotments          |   |                           | Current Year Obligations    |                            |                             |                  | Current Year Disbursements  |                            |                             |                  | Unobligated Allotments | Unpaid Obligations(15-20)=(23+24) |                            |
|--|------------------|---------------------------|--|-------------------------|---------------------|---|---------------------------|-----------------------------|----------------------------|-----------------------------|------------------|-----------------------------|----------------------------|-----------------------------|------------------|------------------------|-----------------------------------|----------------------------|
|  |                  | Authorized Appropriations | Adjustments (Transfers To/From, Modifications/Augmentations) | Adjusted Appropriations | Allotments Received | Adjustments (Reductions, Modifications/Augmentations) | Adjusted Total Allotments | 1st Quarter Ending March 31 | 2nd Quarter Ending June 30 | 3rd Quarter Ending Sept. 30 | TOTAL            | 1st Quarter Ending March 31 | 2nd Quarter Ending June 30 | 3rd Quarter Ending Sept. 30 | TOTAL            |                        | Due and Demandable                | Not Yet Due and Demandable |
|  |                  |                           |  |                         |                     |   |                           |                             |                            |                             |                  |                             |                            |                             |                  |                        | 15                                | 20                         |
| 1  | 2                | 3                         | 4  | 5=(3+4)                 | 6                   | 7   | 10=[(6+(-7))-8+9]         | 11                          | 12                         | 13                          | 15=(11+12+13+14) | 16                          | 17                         | 18                          | 20=(16+17+18+19) | 22                     | 23                                | 24                         |
| I. Agency Specific Budget                            |                  | 1,305,324,000.00          | 0.00   | 1,305,324,000.00        | 1,305,324,000.00    | 0.00  | 1,305,324,000.00          | 337,277,979.46              | 349,692,531.73             | 333,475,265.40              | 1,020,445,776.59 | 326,600,283.12              | 357,269,552.43             | 335,496,910.75              | 1,019,366,746.30 | 284,876,223.41         | 1,079,030.29                      | 0.00                       |
| General Administration and Support                   | 1000000000000000 | 218,636,000.00            | 0.00   | 218,636,000.00          | 218,636,000.00      | 0.00  | 218,636,000.00            | 60,227,053.77               | 85,448,353.68              | 48,023,700.88               | 193,699,108.33   | 58,341,979.72               | 86,771,095.51              | 48,092,930.04               | 193,206,005.27   | 24,936,891.67          | 493,103.06                        | 0.00                       |
| General Management and Supervision                   | 100000100001000  | 198,047,000.00            | (11,279,798.79)  | 186,767,201.21          | 198,047,000.00      | (11,279,798.79)                                       | 186,767,201.21            | 57,142,456.81               | 56,664,151.85              | 48,023,700.88               | 161,830,309.54   | 55,257,382.76               | 57,966,893.68              | 48,092,930.04               | 161,337,206.48   | 24,936,891.67          | 493,103.06                        | 0.00                       |
| PS   |                  | 110,329,000.00            | (11,279,798.79)  | 99,049,201.21           | 110,329,000.00      | (11,279,798.79)                                       | 99,049,201.21             | 33,685,410.45               | 34,109,382.61              | 31,304,767.99               | 99,099,561.05    | 31,655,626.40               | 35,770,266.66              | 31,373,467.99               | 99,099,561.05    | (50,359.84)            | 0.00                              | 0.00                       |
| MOOE   |                  | 87,718,000.00             | 0.00   | 87,718,000.00           | 87,718,000.00       | 0.00  | 87,718,000.00             | 23,457,046.36               | 22,554,769.24              | 16,718,932.89               | 62,730,748.49    | 23,301,556.36               | 22,216,627.02              | 16,719,462.05               | 62,237,645.43    | 24,987,251.51          | 493,103.06                        | 0.00                       |
| Administration of Personnel Benefits                 | 100000100002000  | 20,589,000.00             | 11,279,798.79  | 31,868,798.79           | 20,589,000.00       | 11,279,798.79   | 31,868,798.79             | 3,084,596.96                | 28,784,201.83              | 0.00                        | 31,868,798.79    | 3,084,596.96                | 28,784,201.83              | 0.00                        | 31,868,798.79    | 0.00                   | 0.00                              | 0.00                       |
| PS   |                  | 20,589,000.00             | 11,279,798.79  | 31,868,798.79           | 20,589,000.00       | 11,279,798.79   | 31,868,798.79             | 3,084,596.96                | 28,784,201.83              | 0.00                        | 31,868,798.79    | 3,084,596.96                | 28,784,201.83              | 0.00                        | 31,868,798.79    | 0.00                   | 0.00                              | 0.00                       |
| Sub-Total, General Administration and Support        |                  | 218,636,000.00            | 0.00   | 218,636,000.00          | 218,636,000.00      | 0.00  | 218,636,000.00            | 60,227,053.77               | 85,448,353.68              | 48,023,700.88               | 193,699,108.33   | 58,341,979.72               | 86,771,095.51              | 48,092,930.04               | 193,206,005.27   | 24,936,891.67          | 493,103.06                        | 0.00                       |
| PS   |                  | 130,918,000.00            | 0.00   | 130,918,000.00          | 130,918,000.00      | 0.00  | 130,918,000.00            | 36,770,007.41               | 62,893,584.44              | 31,304,767.99               | 130,968,359.84   | 35,040,423.36               | 64,554,468.49              | 31,373,467.99               | 130,968,359.84   | (50,359.84)            | 0.00                              | 0.00                       |
| MOOE   |                  | 87,718,000.00             | 0.00   | 87,718,000.00           | 87,718,000.00       | 0.00  | 87,718,000.00             | 23,457,046.36               | 22,554,769.24              | 16,718,932.89               | 62,730,748.49    | 23,301,556.36               | 22,216,627.02              | 16,719,462.05               | 62,237,645.43    | 24,987,251.51          | 493,103.06                        | 0.00                       |
| FinEx (if Applicable)                                |                  | 0.00                      | 0.00   | 0.00                    | 0.00                | 0.00  | 0.00                      | 0.00                        | 0.00                       | 0.00                        | 0.00             | 0.00                        | 0.00                       | 0.00                        | 0.00             | 0.00                   | 0.00                              | 0.00                       |
| CO   |                  | 0.00                      | 0.00   | 0.00                    | 0.00                | 0.00  | 0.00                      | 0.00                        | 0.00                       | 0.00                        | 0.00             | 0.00                        | 0.00                       | 0.00                        | 0.00             | 0.00                   | 0.00                              | 0.00                       |
| Operations   | 3000000000000000 | 1,086,688,000.00          | 0.00   | 1,086,688,000.00        | 1,086,688,000.00    | 0.00  | 1,086,688,000.00          | 277,050,925.69              | 264,244,178.05             | 285,451,564.52              | 826,746,668.26   | 268,258,303.40              | 270,498,456.92             | 287,403,980.71              | 826,160,741.03   | 259,941,331.74         | 585,927.23                        | 0.00                       |
| DO : Due process in resolving labor disputes ensured |                  | 1,086,688,000.00          | 0.00   | 1,086,688,000.00        | 1,086,688,000.00    | 0.00  | 1,086,688,000.00          | 277,050,925.69              | 264,244,178.05             | 285,451,564.52              | 826,746,668.26   | 268,258,303.40              | 270,498,456.92             | 287,403,980.71              | 826,160,741.03   | 259,941,331.74         | 585,927.23                        | 0.00                       |
| LABOR ARBITRATION PROGRAM                            |                  | 1,086,688,000.00          | 0.00   | 1,086,688,000.00        | 1,086,688,000.00    | 0.00  | 1,086,688,000.00          | 277,050,925.69              | 264,244,178.05             | 285,451,564.52              | 826,746,668.26   | 268,258,303.40              | 270,498,456.92             | 287,403,980.71              | 826,160,741.03   | 259,941,331.74         | 585,927.23                        | 0.00                       |
| Resolution of Appealed Labor Cases                   | 310100100001000  | 317,600,000.00            | 0.00   | 317,600,000.00          | 317,600,000.00      | 0.00  | 317,600,000.00            | 96,977,328.22               | 96,885,615.92              | 111,985,173.94              | 309,848,116.08   | 90,490,748.82               | 107,057,107.28             | 112,283,259.98              | 309,831,116.06   | 7,751,883.92           | 17,000.00                         | 0.00                       |
| PS   |                  | 278,448,000.00            | 0.00   | 278,448,000.00          | 278,448,000.00      | 0.00  | 278,448,000.00            | 94,200,403.45               | 92,895,972.80              | 106,216,242.07              | 293,312,618.32   | 85,724,826.05               | 101,114,188.54             | 106,473,603.73              | 293,312,618.32   | (14,864,618.32)        | 0.00                              | 0.00                       |
| MOOE   |                  | 39,152,000.00             | 0.00   | 39,152,000.00           | 39,152,000.00       | 0.00  | 39,152,000.00             | 4,776,922.77                | 5,989,643.12               | 5,768,931.87                | 16,535,497.76    | 4,765,922.77                | 5,942,918.74               | 5,809,656.25                | 16,518,497.76    | 22,616,502.24          | 17,000.00                         | 0.00                       |
| Arbitration of Labor Cases                           | 310100100002000  | 769,088,000.00            | 0.00   | 769,088,000.00          | 769,088,000.00      | 0.00  | 769,088,000.00            | 178,073,599.47              | 165,358,562.13             | 173,466,390.58              | 516,896,552.18   | 177,767,554.58              | 163,441,349.64             | 175,120,720.73              | 516,329,624.95   | 252,189,447.82         | 568,927.23                        | 0.00                       |
| PS   |                  | 692,431,000.00            | 0.00   | 692,431,000.00          | 692,431,000.00      | 0.00  | 692,431,000.00            | 158,778,107.45              | 146,385,829.60             | 153,974,001.48              | 459,137,938.54   | 158,645,041.41              | 145,266,331.69             | 154,893,803.49              | 458,805,176.59   | 233,293,061.46         | 332,761.95                        | 0.00                       |
| MOOE   |                  | 75,357,000.00             | 0.00   | 75,357,000.00           | 75,357,000.00       | 0.00  | 75,357,000.00             | 17,996,074.99               | 18,972,732.53              | 19,492,389.08               | 56,461,196.61    | 17,823,096.14               | 18,175,017.95              | 20,226,917.24               | 56,225,031.33    | 18,895,803.39          | 236,165.28                        | 0.00                       |
| CO   |                  | 1,300,000.00              | 0.00   | 1,300,000.00            | 1,300,000.00        | 0.00  | 1,300,000.00              | 1,299,417.03                | 0.00                       | 0.00                        | 1,299,417.03     | 1,299,417.03                | 0.00                       | 0.00                        | 1,299,417.03     | 582.97                 | 0.00                              | 0.00                       |

This report was generated using the Unified Reporting System on 24/10/2022 20:49 version.FAR1.2.5 ; Status : SUBMITTED

Department : Department of Labor and Employment (DOLE)  
 Agency/Entity : National Labor Relations Commission  
 Operating Unit : Central Office  
 Organization Code (UACS) : 16 004 0100000  
 Fund Cluster : 01 Regular Agency Fund

Current Year Appropriations  
 Supplemental Appropriations  
 Continuing Appropriations

(e.g. UACS Fund Cluster: 01-Regular Agency Fund, 02-Foreign Assisted Projects Fund, 03-Special Account-Locally Funded/Domestic Grants Fund, and 04-Special Account-Foreign Assisted/Foreign Grants Fund)

| Particulars   | UACS CODE | Appropriations            |   | Allotments              |                     |   | Current Year Obligations  |                             |                            |                             |                  | Current Year Disbursements  |                            |                             |                  | Unobligated Allotments | Unpaid Obligations(15-20)=(23+24) |                            |
|---|-----------|---------------------------|---|-------------------------|---------------------|---|---------------------------|-----------------------------|----------------------------|-----------------------------|------------------|-----------------------------|----------------------------|-----------------------------|------------------|------------------------|-----------------------------------|----------------------------|
|   |           | Authorized Appropriations | Adjustments (Transfers or To/From, Modifications/Augmentations) | Adjusted Appropriations | Allotments Received | Adjustments (Reductions, Modifications/Augmentations) | Adjusted Total Allotments | 1st Quarter Ending March 31 | 2nd Quarter Ending June 30 | 3rd Quarter Ending Sept. 30 | TOTAL            | 1st Quarter Ending March 31 | 2nd Quarter Ending June 30 | 3rd Quarter Ending Sept. 30 | TOTAL            |                        | Due and Demandable                | Not Yet Due and Demandable |
|   |           | 3                         | 4   | 5=(3+4)                 | 6                   | 7   | 10=[(6+(-7))-8+9]         | 11                          | 12                         | 13                          | 15=(11+12+13+14) | 16                          | 17                         | 18                          | 20=(16+17+18+19) |                        | 22                                | 23                         |
| Sub-Total, Operations   |           | 1,066,688,000.00          | 0.00  | 1,066,688,000.00        | 1,066,688,000.00    | 0.00  | 1,066,688,000.00          | 277,050,925.69              | 264,244,178.05             | 285,451,564.52              | 826,746,668.26   | 268,258,303.40              | 270,498,456.92             | 287,403,980.71              | 826,160,741.03   | 259,941,331.74         | 585,927.23                        | 0.00                       |
| PS  |           | 970,879,000.00            | 0.00  | 970,879,000.00          | 970,879,000.00      | 0.00  | 970,879,000.00            | 252,978,510.90              | 239,281,802.40             | 260,190,243.56              | 752,450,556.86   | 244,369,867.48              | 246,380,520.23             | 261,367,407.22              | 752,117,794.91   | 218,428,443.14         | 332,761.95                        | 0.00                       |
| MOOE  |           | 114,509,000.00            | 0.00  | 114,509,000.00          | 114,509,000.00      | 0.00  | 114,509,000.00            | 22,772,997.76               | 24,962,375.65              | 25,261,320.96               | 72,996,694.37    | 22,589,018.91               | 24,117,936.69              | 26,036,573.49               | 72,743,529.09    | 41,512,305.63          | 253,165.26                        | 0.00                       |
| FinEx (if Applicable)   |           | 0.00                      | 0.00  | 0.00                    | 0.00                | 0.00  | 0.00                      | 0.00                        | 0.00                       | 0.00                        | 0.00             | 0.00                        | 0.00                       | 0.00                        | 0.00             | 0.00                   | 0.00                              | 0.00                       |
| CO  |           | 1,300,000.00              | 0.00  | 1,300,000.00            | 1,300,000.00        | 0.00  | 1,300,000.00              | 1,299,417.03                | 0.00                       | 0.00                        | 1,299,417.03     | 1,299,417.03                | 0.00                       | 0.00                        | 1,299,417.03     | 582.97                 | 0.00                              | 0.00                       |
| Sub-Total, I Agency Specific Budget   |           | 1,305,324,000.00          | 0.00  | 1,305,324,000.00        | 1,305,324,000.00    | 0.00  | 1,305,324,000.00          | 337,277,979.46              | 349,692,531.73             | 333,475,265.40              | 1,020,445,776.59 | 326,600,283.12              | 357,289,552.43             | 335,496,910.75              | 1,019,366,746.30 | 284,878,223.41         | 1,079,030.29                      | 0.00                       |
| PS  |           | 1,101,797,000.00          | 0.00  | 1,101,797,000.00        | 1,101,797,000.00    | 0.00  | 1,101,797,000.00          | 289,748,518.31              | 302,175,386.84             | 291,495,011.55              | 883,418,916.70   | 279,410,290.82              | 310,934,988.72             | 292,740,875.21              | 883,086,154.75   | 218,378,083.90         | 332,761.95                        | 0.00                       |
| MOOE  |           | 202,227,000.00            | 0.00  | 202,227,000.00          | 202,227,000.00      | 0.00  | 202,227,000.00            | 46,230,044.12               | 47,517,144.89              | 41,980,253.85               | 135,727,442.86   | 45,890,575.27               | 46,334,563.71              | 42,756,035.54               | 134,981,174.52   | 66,499,557.14          | 746,266.34                        | 0.00                       |
| FinEx (if Applicable)   |           | 0.00                      | 0.00  | 0.00                    | 0.00                | 0.00  | 0.00                      | 0.00                        | 0.00                       | 0.00                        | 0.00             | 0.00                        | 0.00                       | 0.00                        | 0.00             | 0.00                   | 0.00                              | 0.00                       |
| CO  |           | 1,300,000.00              | 0.00  | 1,300,000.00            | 1,300,000.00        | 0.00  | 1,300,000.00              | 1,299,417.03                | 0.00                       | 0.00                        | 1,299,417.03     | 1,299,417.03                | 0.00                       | 0.00                        | 1,299,417.03     | 582.97                 | 0.00                              | 0.00                       |
| II. Automatic Appropriations  |           | 67,769,000.00             | 0.00  | 67,769,000.00           | 67,769,000.00       | 0.00  | 67,769,000.00             | 13,347,539.45               | 21,420,966.48              | 17,693,623.10               | 52,462,129.03    | 13,345,206.81               | 21,189,294.33              | 17,922,630.61               | 52,457,131.75    | 15,306,870.97          | 4,997.28                          | 0.00                       |
| Specific Budgets of National Government Agencies                                      |           | 67,769,000.00             | 0.00  | 67,769,000.00           | 67,769,000.00       | 0.00  | 67,769,000.00             | 13,347,539.45               | 21,420,966.48              | 17,693,623.10               | 52,462,129.03    | 13,345,206.81               | 21,189,294.33              | 17,922,630.61               | 52,457,131.75    | 15,306,870.97          | 4,997.28                          | 0.00                       |
| Retirement and Life Insurance Premiums  |           | 67,769,000.00             | 0.00  | 67,769,000.00           | 67,769,000.00       | 0.00  | 67,769,000.00             | 13,347,539.45               | 21,420,966.48              | 17,693,623.10               | 52,462,129.03    | 13,345,206.81               | 21,189,294.33              | 17,922,630.61               | 52,457,131.75    | 15,306,870.97          | 4,997.28                          | 0.00                       |
| PS  |           | 67,769,000.00             | 0.00  | 67,769,000.00           | 67,769,000.00       | 0.00  | 67,769,000.00             | 13,347,539.45               | 21,420,966.48              | 17,693,623.10               | 52,462,129.03    | 13,345,206.81               | 21,189,294.33              | 17,922,630.61               | 52,457,131.75    | 15,306,870.97          | 4,997.28                          | 0.00                       |
| Sub-total II. Automatic Appropriations  |           | 67,769,000.00             | 0.00  | 67,769,000.00           | 67,769,000.00       | 0.00  | 67,769,000.00             | 13,347,539.45               | 21,420,966.48              | 17,693,623.10               | 52,462,129.03    | 13,345,206.81               | 21,189,294.33              | 17,922,630.61               | 52,457,131.75    | 15,306,870.97          | 4,997.28                          | 0.00                       |
| PS  |           | 67,769,000.00             | 0.00  | 67,769,000.00           | 67,769,000.00       | 0.00  | 67,769,000.00             | 13,347,539.45               | 21,420,966.48              | 17,693,623.10               | 52,462,129.03    | 13,345,206.81               | 21,189,294.33              | 17,922,630.61               | 52,457,131.75    | 15,306,870.97          | 4,997.28                          | 0.00                       |
| MOOE  |           | 0.00                      | 0.00  | 0.00                    | 0.00                | 0.00  | 0.00                      | 0.00                        | 0.00                       | 0.00                        | 0.00             | 0.00                        | 0.00                       | 0.00                        | 0.00             | 0.00                   | 0.00                              | 0.00                       |
| FinEx   |           | 0.00                      | 0.00  | 0.00                    | 0.00                | 0.00  | 0.00                      | 0.00                        | 0.00                       | 0.00                        | 0.00             | 0.00                        | 0.00                       | 0.00                        | 0.00             | 0.00                   | 0.00                              | 0.00                       |
| CO  |           | 0.00                      | 0.00  | 0.00                    | 0.00                | 0.00  | 0.00                      | 0.00                        | 0.00                       | 0.00                        | 0.00             | 0.00                        | 0.00                       | 0.00                        | 0.00             | 0.00                   | 0.00                              | 0.00                       |
| III. Special Purpose Fund   |           | 0.00                      | 224,975,323.00  | 224,975,323.00          | 0.00                | 224,975,323.00  | 224,975,323.00            | 61,302,717.00               | 74,197,245.58              | 89,484,236.98               | 224,984,199.56   | 60,918,498.77               | 74,581,463.81              | 89,484,236.98               | 224,984,199.56   | (8,876.56)             | 0.00                              | 0.00                       |
| Pension and Gratuity Fund   |           | 0.00                      | 224,975,323.00  | 224,975,323.00          | 0.00                | 224,975,323.00  | 224,975,323.00            | 61,302,717.00               | 74,197,245.58              | 89,484,236.98               | 224,984,199.56   | 60,918,498.77               | 74,581,463.81              | 89,484,236.98               | 224,984,199.56   | (8,876.56)             | 0.00                              | 0.00                       |
| PS  |           | 0.00                      | 224,975,323.00  | 224,975,323.00          | 0.00                | 224,975,323.00  | 224,975,323.00            | 61,302,717.00               | 74,197,245.58              | 89,484,236.98               | 224,984,199.56   | 60,918,498.77               | 74,581,463.81              | 89,484,236.98               | 224,984,199.56   | (8,876.56)             | 0.00                              | 0.00                       |
| Sub-Total III. Special Purpose Fund   |           | 0.00                      | 224,975,323.00  | 224,975,323.00          | 0.00                | 224,975,323.00  | 224,975,323.00            | 61,302,717.00               | 74,197,245.58              | 89,484,236.98               | 224,984,199.56   | 60,918,498.77               | 74,581,463.81              | 89,484,236.98               | 224,984,199.56   | (8,876.56)             | 0.00                              | 0.00                       |
| PS  |           | 0.00                      | 224,975,323.00  | 224,975,323.00          | 0.00                | 224,975,323.00  | 224,975,323.00            | 61,302,717.00               | 74,197,245.58              | 89,484,236.98               | 224,984,199.56   | 60,918,498.77               | 74,581,463.81              | 89,484,236.98               | 224,984,199.56   | (8,876.56)             | 0.00                              | 0.00                       |
| MOOE  |           | 0.00                      | 0.00  | 0.00                    | 0.00                | 0.00  | 0.00                      | 0.00                        | 0.00                       | 0.00                        | 0.00             | 0.00                        | 0.00                       | 0.00                        | 0.00             | 0.00                   | 0.00                              | 0.00                       |
| FinEx   |           | 0.00                      | 0.00  | 0.00                    | 0.00                | 0.00  | 0.00                      | 0.00                        | 0.00                       | 0.00                        | 0.00             | 0.00                        | 0.00                       | 0.00                        | 0.00             | 0.00                   | 0.00                              | 0.00                       |
| CO  |           | 0.00                      | 0.00  | 0.00                    | 0.00                | 0.00  | 0.00                      | 0.00                        | 0.00                       | 0.00                        | 0.00             | 0.00                        | 0.00                       | 0.00                        | 0.00             | 0.00                   | 0.00                              | 0.00                       |
| IV. Reversion of the Unobligated Allotments charged against R.A. Nos. 11465 and 11494 |           | 0.00                      | 0.00  | 0.00                    | 0.00                | 0.00  | 0.00                      | 0.00                        | 0.00                       | 0.00                        | 0.00             | 0.00                        | 0.00                       | 0.00                        | 0.00             | 0.00                   | 0.00                              | 0.00                       |
| GRAND TOTAL   |           | 1,373,093,000.00          | 224,975,323.00  | 1,598,068,323.00        | 1,373,093,000.00    | 224,975,323.00  | 1,598,068,323.00          | 411,928,235.91              | 445,310,743.79             | 440,653,125.48              | 1,297,892,105.18 | 400,863,888.70              | 453,040,310.57             | 442,903,778.34              | 1,296,808,077.61 | 300,176,217.82         | 1,084,027.57                      | 0.00                       |
| PS  |           | 1,169,566,000.00          | 224,975,323.00  | 1,394,541,323.00        | 1,169,566,000.00    | 224,975,323.00  | 1,394,541,323.00          | 364,398,774.76              | 397,793,598.90             | 398,672,871.63              | 1,160,865,245.29 | 353,673,996.40              | 406,705,746.86             | 400,147,742.80              | 1,160,527,486.06 | 233,676,077.71         | 337,769.23                        | 0.00                       |
| MOOE  |           | 202,227,000.00            | 0.00  | 202,227,000.00          | 202,227,000.00      | 0.00  | 202,227,000.00            | 46,230,044.12               | 47,517,144.89              | 41,980,253.85               | 135,727,442.86   | 45,890,575.27               | 46,334,563.71              | 42,756,035.54               | 134,981,174.52   | 66,499,557.14          | 746,266.34                        | 0.00                       |

This report was generated using the Unified Reporting System on 24/10/2022 20:49 version.FAR1.2.5 ; Status : SUBMITTED


Department : Department of Labor and Employment (DOLE)  
 Agency/Entity : National Labor Relations Commission  
 Operating Unit : Central Office  
 Organization Code (UACS) : 16 004 0100000  
 Fund Cluster : 01 Regular Agency Fund

Current Year Appropriations  
 Supplemental Appropriations  
 Continuing Appropriations

(e.g. UACS Fund Cluster: 01-Regular Agency Fund, 02-Foreign Assisted Projects Fund, 03-Special Account-Locally Funded/Domestic Grants Fund, and 04-Special Account-Foreign Assisted/Foreign Grants Fund)

| Particulars               | UACS CODE | Appropriations            |   |                         | Allotments          |   |                           | Current Year Obligations    |                            |                             |                | Current Year Disbursements  |                            |                             |                | Unobligated Allotments | Unpaid Obligations(15-20)=(23+24) |                    |    |
|---------------------------|-----------|---------------------------|---|-------------------------|---------------------|---|---------------------------|-----------------------------|----------------------------|-----------------------------|----------------|-----------------------------|----------------------------|-----------------------------|----------------|------------------------|-----------------------------------|--------------------|----|
|                           |           | Authorized Appropriations | Adjustments (Transfers or To/From, Modifications/Augmentations) | Adjusted Appropriations | Allotments Received | Adjustments (Reductions, Modifications/Augmentations) | Adjusted Total Allotments | 1st Quarter Ending March 31 | 2nd Quarter Ending June 30 | 3rd Quarter Ending Sept. 30 | TOTAL          | 1st Quarter Ending March 31 | 2nd Quarter Ending June 30 | 3rd Quarter Ending Sept. 30 | TOTAL          |                        | 20=(16+17+18+19)                  | Due and Demandable |    |
|                           |           |                           |   |                         |                     |   |                           |                             |                            |                             |                |                             |                            |                             |                |                        |                                   | 10=[(6+(-)7)-8+9]  | 11 |
| CO                        |           | 1,300,000.00              | 0.00  | 1,300,000.00            | 1,300,000.00        | 0.00  | 1,300,000.00              | 1,299,417.03                | 0.00                       | 0.00                        | 1,299,417.03   | 1,299,417.03                | 0.00                       | 0.00                        | 1,299,417.03   | 582.97                 | 0.00                              | 0.00               |    |
| Recapitulation by OO:     |           |                           |   |                         |                     |   |                           |                             |                            |                             |                |                             |                            |                             |                |                        |                                   |                    |    |
| I. Agency Specific Budget |           | 1,086,688,000.00          | 0.00  | 1,086,688,000.00        | 1,086,688,000.00    | 0.00  | 1,086,688,000.00          | 277,050,925.69              | 284,244,178.05             | 285,451,564.52              | 826,746,668.26 | 268,258,303.40              | 270,498,458.92             | 287,403,980.71              | 826,160,741.03 | 259,941,331.74         | 585,927.23                        | 0.00               |    |
| LABOR ARBITRATION PROGRAM |           | 1,086,688,000.00          | 0.00  | 1,086,688,000.00        | 1,086,688,000.00    | 0.00  | 1,086,688,000.00          | 277,050,925.69              | 284,244,178.05             | 285,451,564.52              | 826,746,668.26 | 268,258,303.40              | 270,498,458.92             | 287,403,980.71              | 826,160,741.03 | 259,941,331.74         | 585,927.23                        | 0.00               |    |

Certified Correct:

  
 Daisee A. Tismo  
 LAA/ Acting Head, Budget Unit  
 Date: 25 Oct. 2022

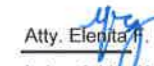
Certified Correct:

  
 Harold M. Carbo  
 Chief, Management & Fiscal Division  
 Date: 25 Oct. 2022

Recommending Approval:

  
 Elvin F. Cruz  
 Director II, Management & Administrative Dept.  
 Date: 25 Oct. 2022

Approved by: (By authority of the Chairman)

  
 Atty. Elenita F. Cruz  
 Labor Arbitrer/Acting Exec. Clerk of Court IV  
 Date: 25 Oct. 2022


**STATEMENT OF APPROPRIATIONS, ALLOTMENTS, OBLIGATIONS, DISBURSEMENTS AND BALANCES**  
As at the Quarter Ending September 30, 2022

Department: Department of Labor and Employment (DOLE)  
 Agency: National Labor Relations Commission  
 Operating Unit: Central Office  
 Organization Code (UACS) : 16 004 0100000  
 Fund Cluster: 01 Regular Agency Fund  
 (e.g. UACS Fund Cluster: 01-regular Agency Fund, 02-foreign Assisted Projects Fund, 03-Special Account-locally Funded/Domestic Grants Fund, and 04-Special Account-Foreign Assisted/Foreign Grants Fund)

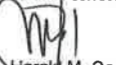
|   |                             |
|---|-----------------------------|
|   | Current Year Appropriations |
|   | Supplemental Appropriations |
| X | Continuing Appropriations   |

| Particulars                                   | UACS CODE        | Appropriations            |   |                         | Allotments          |                           | Current Year Obligations    |                            |                             |                            |                  | Current Year Disbursements  |                            |                             |                            |                  | Unobligated Allotments | Unpaid Obligations |                    |                            |
|---|------------------|---------------------------|---|-------------------------|---------------------|---------------------------|-----------------------------|----------------------------|-----------------------------|----------------------------|------------------|-----------------------------|----------------------------|-----------------------------|----------------------------|------------------|------------------------|--------------------|--------------------|----------------------------|
|   |                  | Authorized Appropriations | Adjustments (Transfer To/From, Realignment) | Adjusted Appropriations | Allotments Received | Adjusted Total Allotments | 1st Quarter Ending March 31 | 2nd Quarter Ending June 30 | 3rd Quarter Ending Sept. 30 | 4th Quarter Ending Dec. 31 | TOTAL            | 1st Quarter Ending March 31 | 2nd Quarter Ending June 30 | 3rd Quarter Ending Sept. 30 | 4th Quarter Ending Dec. 31 | TOTAL            |                        | 22=(10-15)         | 23                 |                            |
|   |                  |                           |   |                         |                     |                           |                             |                            |                             |                            |                  |                             |                            |                             |                            |                  |                        |                    | Due and Demandable | Not Yet Due and Demandable |
| 1   | 2                | 3                         | 4   | 5=(3+4)                 | 6                   | 10=[(8+(-)-7)-5+9]        | 11                          | 12                         | 13                          | 14                         | 15=(11+12+13+14) | 16                          | 17                         | 18                          | 19                         | 20=(16+17+18+19) | 22                     | 23                 | 24                 |                            |
| I. Continuing Appropriations                  |                  | 37,000.00                 | 2,876,057.60                                | 2,913,057.60            | 2,913,057.60        | 2,913,057.60              | 0.00                        | 2,356,475.00               | 259,650.00                  | 0.00                       | 2,616,125.00     | 0.00                        | 2,356,475.00               | 259,650.00                  | 0.00                       | 2,616,125.00     | 296,932.60             | 0.00               | 0.00               |                            |
| I. Agency Specific Budget                     |                  | 37,000.00                 | 2,876,057.60                                | 2,913,057.60            | 2,913,057.60        | 2,913,057.60              | 0.00                        | 2,356,475.00               | 259,650.00                  | 0.00                       | 2,616,125.00     | 0.00                        | 2,356,475.00               | 259,650.00                  | 0.00                       | 2,616,125.00     | 296,932.60             | 0.00               | 0.00               |                            |
| General Administration and Support            | 1000000000000000 | 37,000.00                 | 2,876,057.60                                | 2,913,057.60            | 2,913,057.60        | 2,913,057.60              | 0.00                        | 2,356,475.00               | 259,650.00                  | 0.00                       | 2,616,125.00     | 0.00                        | 2,356,475.00               | 259,650.00                  | 0.00                       | 2,616,125.00     | 296,932.60             | 0.00               | 0.00               |                            |
| General Management and Supervision            | 100000100001000  | 37,000.00                 | 2,876,057.60                                | 2,913,057.60            | 2,913,057.60        | 2,913,057.60              | 0.00                        | 2,356,475.00               | 259,650.00                  | 0.00                       | 2,616,125.00     | 0.00                        | 2,356,475.00               | 259,650.00                  | 0.00                       | 2,616,125.00     | 296,932.60             | 0.00               | 0.00               |                            |
| MOOE  |                  | 18,000.00                 | 0.00  | 18,000.00               | 18,000.00           | 18,000.00                 | 0.00                        | 0.00                       | 18,000.00                   | 0.00                       | 18,000.00        | 0.00                        | 0.00                       | 18,000.00                   | 0.00                       | 18,000.00        | 0.00                   | 0.00               | 0.00               |                            |
| CO  |                  | 19,000.00                 | 2,876,057.60                                | 2,895,057.60            | 2,895,057.60        | 2,895,057.60              | 0.00                        | 2,356,475.00               | 241,650.00                  | 0.00                       | 2,598,125.00     | 0.00                        | 2,356,475.00               | 241,650.00                  | 0.00                       | 2,598,125.00     | 296,932.60             | 0.00               | 0.00               |                            |
| Sub-Total, General Administration and Support |                  | 37,000.00                 | 2,876,057.60                                | 2,913,057.60            | 2,913,057.60        | 2,913,057.60              | 0.00                        | 2,356,475.00               | 259,650.00                  | 0.00                       | 2,616,125.00     | 0.00                        | 2,356,475.00               | 259,650.00                  | 0.00                       | 2,616,125.00     | 296,932.60             | 0.00               | 0.00               |                            |
| PS  |                  | 0.00                      | 0.00  | 0.00                    | 0.00                | 0.00                      | 0.00                        | 0.00                       | 0.00                        | 0.00                       | 0.00             | 0.00                        | 0.00                       | 0.00                        | 0.00                       | 0.00             | 0.00                   | 0.00               | 0.00               |                            |
| MOOE  |                  | 18,000.00                 | 0.00  | 18,000.00               | 18,000.00           | 18,000.00                 | 0.00                        | 0.00                       | 18,000.00                   | 0.00                       | 18,000.00        | 0.00                        | 0.00                       | 18,000.00                   | 0.00                       | 18,000.00        | 0.00                   | 0.00               | 0.00               |                            |
| FinEx (if Applicable)                         |                  | 0.00                      | 0.00  | 0.00                    | 0.00                | 0.00                      | 0.00                        | 0.00                       | 0.00                        | 0.00                       | 0.00             | 0.00                        | 0.00                       | 0.00                        | 0.00                       | 0.00             | 0.00                   | 0.00               | 0.00               |                            |
| CO  |                  | 19,000.00                 | 2,876,057.60                                | 2,895,057.60            | 2,895,057.60        | 2,895,057.60              | 0.00                        | 2,356,475.00               | 241,650.00                  | 0.00                       | 2,598,125.00     | 0.00                        | 2,356,475.00               | 241,650.00                  | 0.00                       | 2,598,125.00     | 296,932.60             | 0.00               | 0.00               |                            |
| GRAND TOTAL                                   |                  | 37,000.00                 | 2,876,057.60                                | 2,913,057.60            | 2,913,057.60        | 2,913,057.60              | 0.00                        | 2,356,475.00               | 259,650.00                  | 0.00                       | 2,616,125.00     | 0.00                        | 2,356,475.00               | 259,650.00                  | 0.00                       | 2,616,125.00     | 296,932.60             | 0.00               | 0.00               |                            |
| PS  |                  | 0.00                      | 0.00  | 0.00                    | 0.00                | 0.00                      | 0.00                        | 0.00                       | 0.00                        | 0.00                       | 0.00             | 0.00                        | 0.00                       | 0.00                        | 0.00                       | 0.00             | 0.00                   | 0.00               | 0.00               |                            |
| MOOE  |                  | 18,000.00                 | 0.00  | 18,000.00               | 18,000.00           | 18,000.00                 | 0.00                        | 0.00                       | 18,000.00                   | 0.00                       | 18,000.00        | 0.00                        | 0.00                       | 18,000.00                   | 0.00                       | 18,000.00        | 0.00                   | 0.00               | 0.00               |                            |
| FinEx (if Applicable)                         |                  | 0.00                      | 0.00  | 0.00                    | 0.00                | 0.00                      | 0.00                        | 0.00                       | 0.00                        | 0.00                       | 0.00             | 0.00                        | 0.00                       | 0.00                        | 0.00                       | 0.00             | 0.00                   | 0.00               | 0.00               |                            |
| CO  |                  | 19,000.00                 | 2,876,057.60                                | 2,895,057.60            | 2,895,057.60        | 2,895,057.60              | 0.00                        | 2,356,475.00               | 241,650.00                  | 0.00                       | 2,598,125.00     | 0.00                        | 2,356,475.00               | 241,650.00                  | 0.00                       | 2,598,125.00     | 296,932.60             | 0.00               | 0.00               |                            |

Certified Correct:

  
 Daisee A. Tismo  
 LAA/ Acting Head, Budget  
 Date: 25 Oct. 2022


Certified Correct:

  
 Harold M. Carbo  
 Chief, Management & Fiscal Division  
 Date: 25 Oct. 2022

Recommending Approval:

  
 Elvira F. Cruz  
 Director II  
 Date: 25 Oct. 2022

Approved By:

  
 Atty. Elena F. Cruz  
 Labor Arbitrer/Acting Exec. Clerk of Court IV  
 Date: 25 Oct. 2022