

STATEMENT OF APPROPRIATIONS, ALLOTMENTS, OBLIGATIONS, DISBURSEMENTS AND BALANCES
As at the Quarter Ending March 31, 2020

Department : Department of Labor and Employment (DOLE)
Agency/Entity : National Labor Relations Commission
Operating Unit : Central Office
Organization Code : 16 004 0100000
Fund Cluster : 01 Regular Agency Fund

X Current Year Appropriations
Supplemental
Continuing Appropriations

(e.g. UACS Fund Cluster: 01-Regular Agency Fund, 02-Foreign Assisted Projects Fund, 03-Special Account-Locally Funded/Domestic Grants Fund, and 04-Special Account-Foreign Assisted/Foreign Grants Fund)

Particulars	UACS CODE	Appropriations					Allotments				Current Year Obligations					Current Year Disbursements					Balances			
		Authorized Appropriations	(Transfer To/From, Notifications)	Adjusted Appropriations	Allotments Received	Adjustments (Reductions, Modifications/ Augmentations)	Transfer To	Transfer From	Adjusted Total Allotments	1st Quarter Ending March 31	2nd Quarter Ending June 30	3rd Quarter Ending Sept. 30	4th Quarter Ending Dec. 31	TOTAL	1st Quarter Ending March 31	2nd Quarter Ending June 30	3rd Quarter Ending Sept. 30	4th Quarter Ending Dec. 31	TOTAL	Unreleased Appro	Unobligated Allotments	Unpaid Obligations (15-20)=(23+24)		
		3	4	5=(3+4)	6	7	8	9	10=[(6+(-17))-8+9]	11	12	13	14	15=(11+12+13+14)	16	17	18	19	20=(16+17+18+19)	21	22	23	24	
Agency Specific Budget		1,242,833,000.00	0.00	1,242,833,000.00	1,242,833,000.00	0.00	0.00	0.00	1,242,833,000.00	331,316,808.24	0.00	0.00	0.00	331,316,808.24	329,325,146.13	0.00	0.00	0.00	329,325,146.13	0.00	911,316,071.76	0.00	1,991,782.11	
General Administration and Support	10000000000000	194,551,000.00	0.00	194,551,000.00	194,551,000.00	0.00	0.00	0.00	194,551,000.00	50,146,014.86	0.00	0.00	0.00	50,146,014.86	50,096,638.86	0.00	0.00	0.00	50,096,638.86	0.00	144,404,985.14	0.00	49,376.00	
General Management and Supervision	10000010001000	165,830,000.00	0.00	165,830,000.00	165,830,000.00	0.00	0.00	0.00	165,830,000.00	50,146,014.86	0.00	0.00	0.00	50,146,014.86	50,096,638.86	0.00	0.00	0.00	50,096,638.86	0.00	115,683,985.14	0.00	49,376.00	
PS		72,855,000.00	0.00	72,855,000.00	72,855,000.00	0.00	0.00	0.00	72,855,000.00	34,131,682.58	0.00	0.00	0.00	34,131,682.58	34,131,682.58	0.00	0.00	0.00	34,131,682.58	0.00	38,723,317.42	0.00	0.00	
MOOE		83,620,000.00	0.00	83,620,000.00	83,620,000.00	0.00	0.00	0.00	83,620,000.00	16,014,332.28	0.00	0.00	0.00	16,014,332.28	15,964,956.28	0.00	0.00	0.00	15,964,956.28	0.00	67,605,667.72	0.00	49,376.00	
CO		9,355,000.00	0.00	9,355,000.00	9,355,000.00	0.00	0.00	0.00	9,355,000.00	0.00	0.00	0.00	0.00	0.00	0.00	0.00	0.00	0.00	0.00	0.00	9,355,000.00	0.00	0.00	
Administration of Personnel Benefits	100000100002000	28,721,000.00	0.00	28,721,000.00	28,721,000.00	0.00	0.00	0.00	28,721,000.00	0.00	0.00	0.00	0.00	0.00	0.00	0.00	0.00	0.00	0.00	0.00	28,721,000.00	0.00	0.00	
PS		28,721,000.00	0.00	28,721,000.00	28,721,000.00	0.00	0.00	0.00	28,721,000.00	0.00	0.00	0.00	0.00	0.00	0.00	0.00	0.00	0.00	0.00	0.00	28,721,000.00	0.00	0.00	
Sub-Total, General Administration and Support		194,551,000.00	0.00	194,551,000.00	194,551,000.00	0.00	0.00	0.00	194,551,000.00	50,146,014.86	0.00	0.00	0.00	50,146,014.86	50,096,638.86	0.00	0.00	0.00	50,096,638.86	0.00	144,404,985.14	0.00	49,376.00	
PS		101,576,000.00	0.00	101,576,000.00	101,576,000.00	0.00	0.00	0.00	101,576,000.00	34,131,682.58	0.00	0.00	0.00	34,131,682.58	34,131,682.58	0.00	0.00	0.00	34,131,682.58	0.00	67,444,317.42	0.00	0.00	
MOOE		83,620,000.00	0.00	83,620,000.00	83,620,000.00	0.00	0.00	0.00	83,620,000.00	16,014,332.28	0.00	0.00	0.00	16,014,332.28	15,964,956.28	0.00	0.00	0.00	15,964,956.28	0.00	67,605,667.72	0.00	49,376.00	
FinEx (if Applicable)		0.00	0.00	0.00	0.00	0.00	0.00	0.00	0.00	0.00	0.00	0.00	0.00	0.00	0.00	0.00	0.00	0.00	0.00	0.00	0.00	0.00	0.00	
CO		9,355,000.00	0.00	9,355,000.00	9,355,000.00	0.00	0.00	0.00	9,355,000.00	0.00	0.00	0.00	0.00	0.00	0.00	0.00	0.00	0.00	0.00	0.00	9,355,000.00	0.00	0.00	
Operations	30000000000000	1,048,082,000.00	0.00	1,048,082,000.00	1,048,082,000.00	0.00	0.00	0.00	1,048,082,000.00	281,170,913.38	0.00	0.00	0.00	281,170,913.38	279,228,507.27	0.00	0.00	0.00	279,228,507.27	0.00	766,911,086.62	0.00	194,406.11	
OO Due process in resolving labor disputes ensured		1,048,082,000.00	0.00	1,048,082,000.00	1,048,082,000.00	0.00	0.00	0.00	1,048,082,000.00	281,170,913.38	0.00	0.00	0.00	281,170,913.38	279,228,507.27	0.00	0.00	0.00	279,228,507.27	0.00	766,911,086.62	0.00	194,406.11	
LABOR ARBITRATION PROGRAM		1,048,082,000.00	0.00	1,048,082,000.00	1,048,082,000.00	0.00	0.00	0.00	1,048,082,000.00	281,170,913.38	0.00	0.00	0.00	281,170,913.38	279,228,507.27	0.00	0.00	0.00	279,228,507.27	0.00	766,911,086.62	0.00	194,406.11	
Resolution of Appealed Labor Cases	3101000100001000	311,207,000.00	0.00	311,207,000.00	311,207,000.00	0.00	0.00	0.00	311,207,000.00	109,344,780.97	0.00	0.00	0.00	109,344,780.97	109,344,780.97	0.00	0.00	0.00	109,344,780.97	0.00	201,862,219.53	0.00	0.00	
PS		272,773,000.00	0.00	272,773,000.00	272,773,000.00	0.00	0.00	0.00	272,773,000.00	104,278,282.26	0.00	0.00	0.00	104,278,282.26	104,278,282.26	0.00	0.00	0.00	104,278,282.26	0.00	168,494,717.74	0.00	0.00	
MOOE		38,434,000.00	0.00	38,434,000.00	38,434,000.00	0.00	0.00	0.00	38,434,000.00	5,066,498.71	0.00	0.00	0.00	5,066,498.71	5,066,498.71	0.00	0.00	0.00	5,066,498.71	0.00	33,367,501.29	0.00	0.00	
Arbitration of Labor Cases	3101000100002000	736,875,000.00	0.00	736,875,000.00	736,875,000.00	0.00	0.00	0.00	736,875,000.00	171,826,132.41	0.00	0.00	0.00	171,826,132.41	169,883,726.30	0.00	0.00	0.00	169,883,726.30	0.00	565,048,867.59	0.00	194,406.11	
PS		657,392,000.00	0.00	657,392,000.00	657,392,000.00	0.00	0.00	0.00	657,392,000.00	157,397,531.21	0.00	0.00	0.00	157,397,531.21	155,455,125.10	0.00	0.00	0.00	155,455,125.10	0.00	499,994,468.79	0.00	194,406.11	
MOOE		79,183,000.00	0.00	79,183,000.00	79,183,000.00	0.00	0.00	0.00	79,183,000.00	14,428,601.20	0.00	0.00	0.00	14,428,601.20	14,428,601.20	0.00	0.00	0.00	14,428,601.20	0.00	54,754,398.80	0.00	0.00	
CO		300,000.00	0.00	300,000.00	300,000.00	0.00	0.00	0.00	300,000.00	0.00	0.00	0.00	0.00	0.00	0.00	0.00	0.00	0.00	0.00	0.00	300,000.00	0.00	0.00	

Department : Department of Labor and Employment (DOLE)
 Agency/Entity : National Labor Relations Commission
 Operating Unit : Central Office
 Organization Code : 16 004 010000
 Fund Cluster : 01 Regular Agency Fund

(e.g. UACS Fund Cluster: 01-Regular Agency Fund, 02-Foreign Assisted Projects Fund, 03-Special Account-Locally Funded/Domestic Grants Fund, and 04-Special Account-Foreign Assisted/Foreign Grants Fund)

X	Current Year Appropriations
	Supplemental
	Continuing Appropriations

Particulars	UACS CODE	Appropriations		Allotments						Current Year Obligations					Current Year Disbursements					Balances			
		Authorized Appropriations	(Transfer To/From, Modifications)	Adjusted Appropriations	Allotments Received	Adjustments (Reductions, Modifications, Augmentations)	Transfer To	Transfer From	Adjusted Total Allotments	1st Quarter Ending March 31	2nd Quarter Ending June 30	3rd Quarter Ending Sept. 30	4th Quarter Ending Dec. 31	TOTAL	1st Quarter Ending June 31	2nd Quarter Ending Sept. 30	3rd Quarter Ending Dec. 31	4th Quarter Ending Dec. 31	TOTAL	Unreleased Appro	Unobligated Allotments	Unpaid Obligations (15-23)=21+24	
		3	4	5=(3+4)	6	7	8	9	10=[(6+)-(7)-8+9]	11	12	13	14	15=[(11+12+13+14)	16	17	18	19	20=[(16+17+18+19)	21	22	23	24
Sub-Total, Operations		1,048,082,000.00	0.00	1,048,082,000.00	1,048,082,000.00	0.00	0.00	0.00	1,048,082,000.00	281,170,813.38	0.00	0.00	0.00	281,170,813.38	279,228,507.27	0.00	0.00	0.00	279,228,507.27	0.00	766,911,086.82	0.00	1,942,408.11
PS		930,165,000.00	0.00	930,165,000.00	930,165,000.00	0.00	0.00	0.00	930,165,000.00	281,675,813.47	0.00	0.00	0.00	281,675,813.47	259,733,407.36	0.00	0.00	0.00	259,733,407.36	0.00	668,489,186.53	0.00	1,942,408.11
MOOE		117,817,000.00	0.00	117,817,000.00	117,817,000.00	0.00	0.00	0.00	117,817,000.00	19,495,099.91	0.00	0.00	0.00	19,495,099.91	19,495,099.91	0.00	0.00	0.00	19,495,099.91	0.00	98,121,900.09	0.00	0.00
FinEx (if Applicable)		0.00	0.00	0.00	0.00	0.00	0.00	0.00	0.00	0.00	0.00	0.00	0.00	0.00	0.00	0.00	0.00	0.00	0.00	0.00	0.00	0.00	0.00
CO		300,000.00	0.00	300,000.00	300,000.00	0.00	0.00	0.00	300,000.00	0.00	0.00	0.00	0.00	0.00	0.00	0.00	0.00	0.00	0.00	0.00	0.00	0.00	0.00
Sub-Total, I Agency Specific Budget		1,242,833,000.00	0.00	1,242,833,000.00	1,242,833,000.00	0.00	0.00	0.00	1,242,833,000.00	331,318,928.24	0.00	0.00	0.00	331,318,928.24	329,325,146.13	0.00	0.00	0.00	329,325,146.13	0.00	911,216,071.78	0.00	1,961,792.00
PS		1,031,741,000.00	0.00	1,031,741,000.00	1,031,741,000.00	0.00	0.00	0.00	1,031,741,000.00	295,807,496.05	0.00	0.00	0.00	295,807,496.05	293,865,089.94	0.00	0.00	0.00	293,865,089.94	0.00	735,933,503.95	0.00	1,942,408.11
MOOE		201,237,000.00	0.00	201,237,000.00	201,237,000.00	0.00	0.00	0.00	201,237,000.00	35,509,432.19	0.00	0.00	0.00	35,509,432.19	35,460,056.19	0.00	0.00	0.00	35,460,056.19	0.00	165,727,567.81	0.00	49,376.00
FinEx (if Applicable)		0.00	0.00	0.00	0.00	0.00	0.00	0.00	0.00	0.00	0.00	0.00	0.00	0.00	0.00	0.00	0.00	0.00	0.00	0.00	0.00	0.00	0.00
CO		9,855,000.00	0.00	9,855,000.00	9,855,000.00	0.00	0.00	0.00	9,855,000.00	0.00	0.00	0.00	0.00	0.00	0.00	0.00	0.00	0.00	0.00	0.00	0.00	0.00	0.00
II Automatic Appropriations		61,398,000.00	0.00	61,398,000.00	61,398,000.00	0.00	0.00	0.00	61,398,000.00	15,164,554.36	0.00	0.00	0.00	15,164,554.36	15,004,628.37	0.00	0.00	0.00	15,004,628.37	0.00	9,855,000.00	0.00	0.00
Specific Budgets of National Government Agencies		61,398,000.00	0.00	61,398,000.00	61,398,000.00	0.00	0.00	0.00	61,398,000.00	15,164,554.36	0.00	0.00	0.00	15,164,554.36	15,004,628.37	0.00	0.00	0.00	15,004,628.37	0.00	46,233,445.64	0.00	159,925.99
Retirement and Life Insurance Premiums		61,398,000.00	0.00	61,398,000.00	61,398,000.00	0.00	0.00	0.00	61,398,000.00	15,164,554.36	0.00	0.00	0.00	15,164,554.36	15,004,628.37	0.00	0.00	0.00	15,004,628.37	0.00	46,233,445.64	0.00	159,925.99
PS		61,398,000.00	0.00	61,398,000.00	61,398,000.00	0.00	0.00	0.00	61,398,000.00	15,164,554.36	0.00	0.00	0.00	15,164,554.36	15,004,628.37	0.00	0.00	0.00	15,004,628.37	0.00	46,233,445.64	0.00	159,925.99
Sub-Total II Automatic Appropriations		61,398,000.00	0.00	61,398,000.00	61,398,000.00	0.00	0.00	0.00	61,398,000.00	15,164,554.36	0.00	0.00	0.00	15,164,554.36	15,004,628.37	0.00	0.00	0.00	15,004,628.37	0.00	46,233,445.64	0.00	159,925.99
PS		61,398,000.00	0.00	61,398,000.00	61,398,000.00	0.00	0.00	0.00	61,398,000.00	15,164,554.36	0.00	0.00	0.00	15,164,554.36	15,004,628.37	0.00	0.00	0.00	15,004,628.37	0.00	46,233,445.64	0.00	159,925.99
MOOE		0.00	0.00	0.00	0.00	0.00	0.00	0.00	0.00	0.00	0.00	0.00	0.00	0.00	0.00	0.00	0.00	0.00	0.00	0.00	0.00	0.00	0.00
FinEx		0.00	0.00	0.00	0.00	0.00	0.00	0.00	0.00	0.00	0.00	0.00	0.00	0.00	0.00	0.00	0.00	0.00	0.00	0.00	0.00	0.00	0.00
CO		0.00	0.00	0.00	0.00	0.00	0.00	0.00	0.00	0.00	0.00	0.00	0.00	0.00	0.00	0.00	0.00	0.00	0.00	0.00	0.00	0.00	0.00
III Special Purpose Fund		0.00	71,496,906.00	71,496,906.00	71,496,906.00	0.00	0.00	0.00	71,496,906.00	71,282,328.55	0.00	0.00	0.00	71,282,328.55	71,237,797.30	0.00	0.00	0.00	71,237,797.30	0.00	214,577.45	0.00	44,531.25
Miscellaneous Personnel Benefits Fund		0.00	32,834,123.00	32,834,123.00	32,834,123.00	0.00	0.00	0.00	32,834,123.00	32,620,564.55	0.00	0.00	0.00	32,620,564.55	32,576,033.30	0.00	0.00	0.00	32,576,033.30	0.00	213,568.45	0.00	44,531.25
PS		0.00	32,834,123.00	32,834,123.00	32,834,123.00	0.00	0.00	0.00	32,834,123.00	32,620,564.55	0.00	0.00	0.00	32,620,564.55	32,576,033.30	0.00	0.00	0.00	32,576,033.30	0.00	213,568.45	0.00	44,531.25
Pension and Gratuity Fund		0.00	38,662,783.00	38,662,783.00	38,662,783.00	0.00	0.00	0.00	38,662,783.00	38,661,784.00	0.00	0.00	0.00	38,661,784.00	38,661,784.00	0.00	0.00	0.00	38,661,784.00	0.00	1,019.00	0.00	0.00
PS		0.00	38,662,783.00	38,662,783.00	38,662,783.00	0.00	0.00	0.00	38,662,783.00	38,661,784.00	0.00	0.00	0.00	38,661,784.00	38,661,784.00	0.00	0.00	0.00	38,661,784.00	0.00	1,019.00	0.00	0.00
Sub-Total III Special Purpose Fund		0.00	71,496,906.00	71,496,906.00	71,496,906.00	0.00	0.00	0.00	71,496,906.00	71,282,328.55	0.00	0.00	0.00	71,282,328.55	71,237,797.30	0.00	0.00	0.00	71,237,797.30	0.00	214,577.45	0.00	44,531.25
PS		0.00	71,496,906.00	71,496,906.00	71,496,906.00	0.00	0.00	0.00	71,496,906.00	71,282,328.55	0.00	0.00	0.00	71,282,328.55	71,237,797.30	0.00	0.00	0.00	71,237,797.30	0.00	214,577.45	0.00	44,531.25
MOOE		0.00	0.00	0.00	0.00	0.00	0.00	0.00	0.00	0.00	0.00	0.00	0.00	0.00	0.00	0.00	0.00	0.00	0.00	0.00	0.00	0.00	0.00
FinEx		0.00	0.00	0.00	0.00	0.00	0.00	0.00	0.00	0.00	0.00	0.00	0.00	0.00	0.00	0.00	0.00	0.00	0.00	0.00	0.00	0.00	0.00
CO		0.00	0.00	0.00	0.00	0.00	0.00	0.00	0.00	0.00	0.00	0.00	0.00	0.00	0.00	0.00	0.00	0.00	0.00	0.00	0.00	0.00	0.00
GRAND TOTAL		1,304,031,000.00	71,496,906.00	1,375,527,906.00	1,304,031,000.00	71,496,906.00	0.00	0.00	1,375,527,906.00	417,763,811.15	0.00	0.00	0.00	417,763,811.15	415,567,571.80	0.00	0.00	0.00	415,567,571.80	0.00	957,764,094.85	0.00	2,196,236.35
PS		1,093,139,000.00	71,496,906.00	1,164,635,906.00	1,093,139,000.00	71,496,906.00	0.00	0.00	1,164,635,906.00	382,254,378.96	0.00	0.00	0.00	382,254,378.96	380,107,515.61	0.00	0.00	0.00	380,107,515.61	0.00	782,381,527.04	0.00	2,146,863.35
MOOE		201,237,000.00	0.00	201,237,000.00	201,237,000.00	0.00	0.00	0.00	201,237,000.00	35,509,432.19	0.00	0.00	0.00	35,509,432.19	35,460,056.19	0.00	0.00	0.00	35,460,056.19	0.00	165,727,567.81	0.00	49,376.00


Department : Department of Labor and Employment (DOLE)
 Agency/Entity : National Labor Relations Commission
 Operating Unit : Central Office
 Organization Code : 16 004 0100000
 Fund Cluster : 01 Regular Agency Fund

<input checked="" type="checkbox"/>	Current Year Appropriations
<input type="checkbox"/>	Supplemental
<input type="checkbox"/>	Continuing Appropriations

(e.g. UACS Fund Cluster: 01-Regular Agency Fund, 02-Foreign Assisted Projects Fund, 03-Special Account-Locally Funded/Domestic Grants Fund, and 04-Special Account-Foreign Assisted/Foreign Grants Fund)

Particulars	UACS CODE	Appropriations		Allotments						Current Year Obligations					Current Year Disbursements					Balances			
		Authorized Appropriations	Adjustments (Transfer To/From, Modifications)	Adjusted Appropriations	Allotments Received	Adjustments (Reductions, Modifications, Augmentations)	Transfer To	Transfer From	Adjusted Total Allotments	1st Quarter Ending March 31	2nd Quarter Ending June 30	3rd Quarter Ending Sept. 30	4th Quarter Ending Dec. 31	TOTAL	1st Quarter Ending March 31	2nd Quarter Ending June 30	3rd Quarter Ending Sept. 30	4th Quarter Ending Dec. 31	TOTAL	Unreleased Appro	Unobligated Allotments	Unpaid Obligations (16-20)+(21-24)	
																						Due and Demandable	Not Yet Due and Demandable
1	2	3	4	5=(3+4)	6	7	8	9	10=[(6+(-7))-8+9]	11	12	13	14	15=(11+12+13+14)	16	17	18	19	20=(16+17+18+19)	21	22	23	24
CO		9,655,000.00	0.00	9,655,000.00	9,655,000.00	0.00	0.00	0.00	9,655,000.00	0.00	0.00	0.00	0.00	0.00	0.00	0.00	0.00	0.00	0.00	0.00	9,655,000.00	0.00	0.00
Recapitulation by OC:																							
i. Agency Specific Budget		1,048,082,000.00	0.00	1,048,082,000.00	1,048,082,000.00	0.00	0.00	0.00	1,048,082,000.00	281,170,913.38	0.00	0.00	0.00	281,170,913.38	279,228,507.27	0.00	0.00	0.00	279,228,507.27	0.00	766,911,086.62	0.00	1,942,406.11
LABOR ARBITRATION PROGRAM		1,048,082,000.00	0.00	1,048,082,000.00	1,048,082,000.00	0.00	0.00	0.00	1,048,082,000.00	281,170,913.38	0.00	0.00	0.00	281,170,913.38	279,228,507.27	0.00	0.00	0.00	279,228,507.27	0.00	766,911,086.62	0.00	1,942,406.11

Certified Correct:


 Maria Carolina N. Cervantes


Administrative Officer IV / Acting Budget Officer

Certified Correct:


 Harold M. Carbo


Accountant IV

Recommending


 Elvina Cruz
 Director II, M.A.D.

Approved By:

By the Authority of the Chairman:


 Elenita Cruz

Labor Arbitration Acting Executive Clerk of Court IV