

National Labor Relations Commission
2017 PERFORMANCE REPORT



TABLE OF CONTENTS

Performance Report _____	Error! Bookmark not defined.
Summary Table of Performance _____	2
Stakeholders' Testimonial & Awards _____	3
Caseload and Dispostion _____	4
Project Speedy and Efficient Delivery of Labor Justice (SpeED) _____	7
Ending Caseload _____	8
Judgment: Labor and Management _____	10
Judgment: Monetary Awards _____	Error! Bookmark not defined.1

NLRC PERFORMANCE REPORT 2017

The National Labor Relations Commission's 2017 Accomplishment Report provides the results of the agency's performance in the arbitration and adjudication of labor cases, and demonstrates to the public the commitment to its mission and accountability over the promotion of industrial peace based on social justice through an effective enforcement and economically-viable dispute settlement machinery.

ORGANIZATION

The National Labor Relations Commission (NLRC) is a quasi-judicial agency attached to the Department of Labor and Employment (DOLE) for program and policy coordination only. It was created under Presidential Decree No. 442, otherwise known as the Labor Code of the Philippines, as amended, which took effect on November 1, 1974. It took over the functions of the Court of Industrial Relations and the Ad Hoc NLRC created under Presidential Decree No. 21.

The NLRC is the principal government agency that hears and decides labor-management disputes. It is tasked to promote and maintain industrial peace by resolving labor and management disputes involving both local and overseas workers through compulsory arbitration after mandatory conciliation- mediation conferences failed. This is in consonance with the mission of the NLRC to resolve labor disputes in the fairest, quickest, least expensive and most effective way possible.

The Commission Proper of the NLRC is tripartite in representation. Under R.A. No. 9347, the Commission Proper has eight (8) Divisions, each is composed of three (3) members with the Presiding Commissioner representing the government sector and the other two members representing the workers' and the employers' sectors.

Of the eight (8) Divisions, the First, Second, Third, Fourth, Fifth and Sixth Divisions handle cases coming from the National Capital Region and other parts of Luzon, and the Seventh and Eight Divisions, cases from the Visayas and Mindanao, respectively.

The Chairman, aided by the Executive Clerk of the Commission, has exclusive administrative supervision over the NLRC, its regional arbitration branches and all its personnel, including the Labor Arbiters.

The Commission Proper sits *en banc* only for purposes of promulgating rules and regulations governing the hearing and disposition of cases, and formulating policies affecting its administration and operations.

The Commission Proper sitting *en banc* may, on temporary or emergency basis, allow cases within the jurisdiction of any Division to be transferred to and be heard and decided by any other Division which docket may allow additional workload and such transfer will not expose litigants to unnecessary additional expense.

The Commission Proper through its Divisions have exclusive appellate jurisdiction over all cases decided by Labor Arbiters at the Regional/Sub-Regional Arbitration Branches.

The First, Second, Third, Fourth, Fifth, and Sixth Divisions have their respective offices in the National Capital Region, while the Seventh and Eighth Divisions in the cities of Cebu and Cagayan de Oro, respectively.

The Chairman is the Presiding Commissioner of the First Division. In case of the effective absence or incapacity of the Chairman, the Presiding Commissioner of the Second Division shall be the Acting Chairman.

NLRC PERFORMANCE REPORT 2017

SUMMARY TABLE OF PERFORMANCE

The summary table below presents the CY 2017 case disposition per target on the Major Final Output (MFO), to wit:

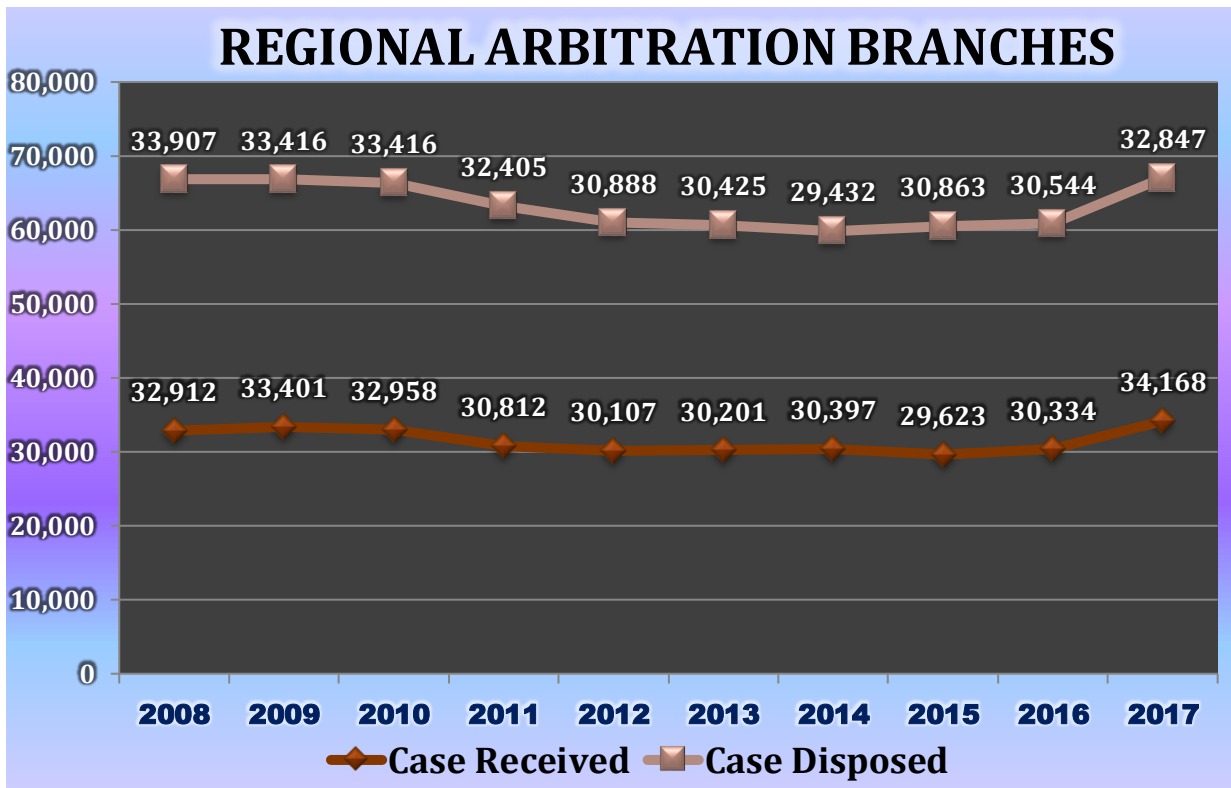
MFO: LABOR DISPUTE RESOLUTION SERVICES			
(Per FY 2017 GAA			
PERFORMANCE INDICATORS	TARGET	ACTUAL	%
Quantity: Number of Cases Settled and/or Decided:			
* Regional Arbitration Branches:	40,000	47,791	119%
(a) Settled by SEADO (SEnA)		14,944	
(b) Settled by Labor Arbiter (CA)		19,886	
(c) Decided by Labor Arbiter (CA)		12,961	
* Commission Proper:			
(a) Decided by Commissioner (Appeal)	10,500	10,423	99%
Quality: Percentage increase in cases resolved through conciliation-mediation:			
* Regional Arbitration Branches:	60%	73%	121%
		34,830	
(a) Settled thru con-med by SEADO (SEnA)		14,944	
(b) Settled thru com-med by Labor Arbiter (CA)		19,886	
Timeless: Percentage of cases resolved within three (3) months from filing/receipt:			
* Regional Arbitration Branches	65%	74%	115%
		35,874	
* Commission Proper	65%	93%	141%
		9,575	

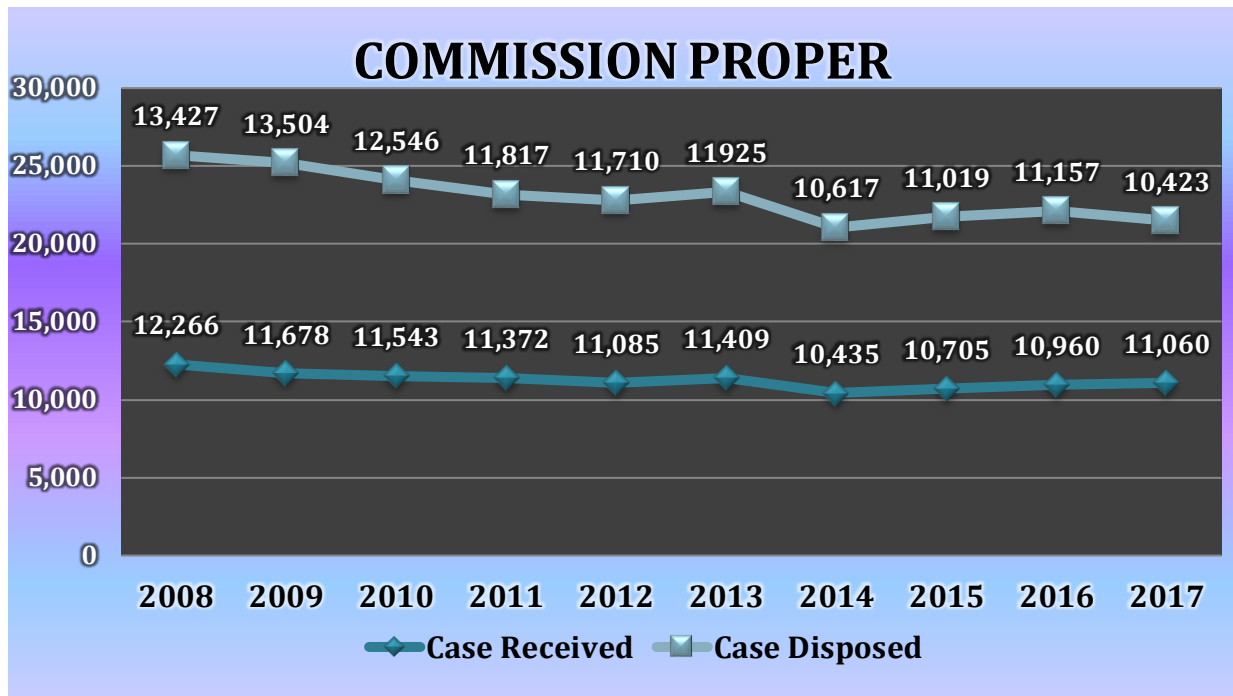
NLRC PERFORMANCE REPORT 2017

CASELOAD AND DISPOSITION

For 2017, the NLRC was able to maintain a higher level of disposition of cases, and posted gains in reducing the number of pending cases. The NLRC posted an overall output for compulsory arbitration of **43,270** cases, **32,847** as original cases from the Regional Arbitration Branches (RABs), and **10,423** as appealed cases from the Commission Proper. In terms of inflow versus outflow of cases, of the **34,168** original cases received for the current year, **32,847** or **96%** are disposed of by the Regional Arbitration Branches (RABs). On the other hand, of the **11,060** appeal cases received for the current year, **10,423** or **94%** are disposed of by the Commission Proper.

Based on an eleven (10)-year trend, from 2008-2017, the outflow or the cases disposed of outnumbered the inflow or the cases received by the RABs and the Commission Proper as shown in the graphs below:



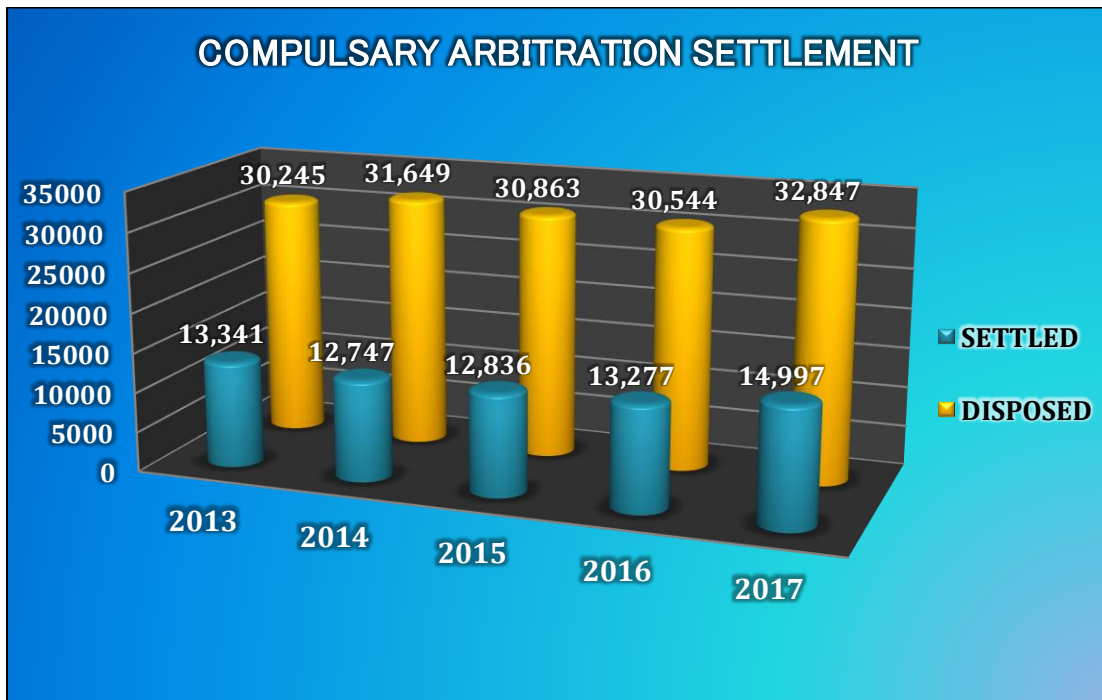
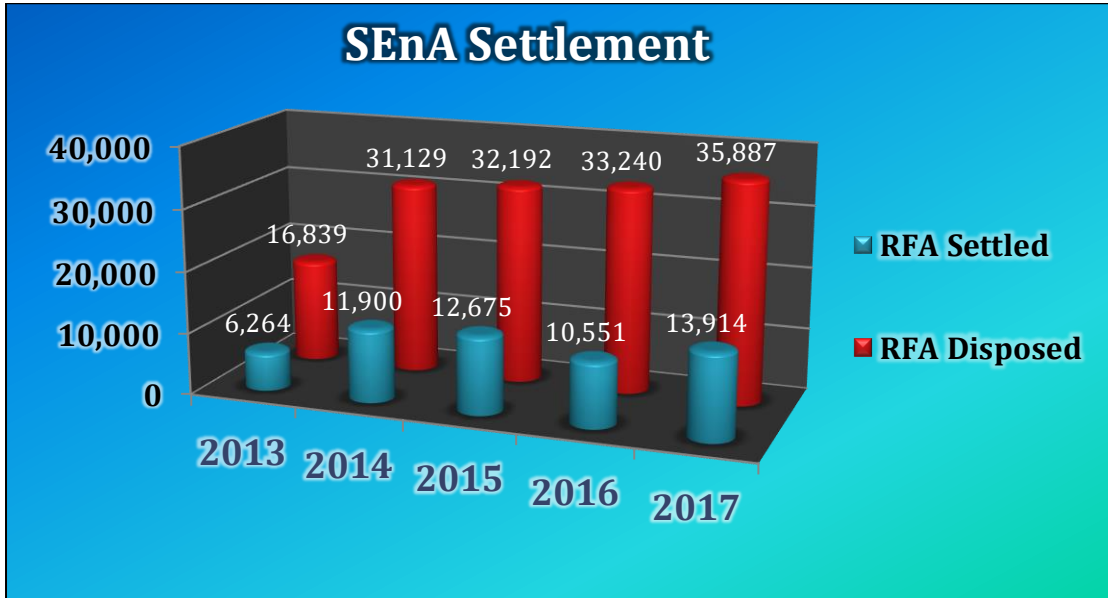


Under the “**Double-Barreled (Two-Cycle) Conciliation-Mediation Program**”, a program wherein venue for settlement of all labor disputes is done and exhausted through the following: (a) mandatory conciliation-mediation prior to compulsory arbitration pursuant to the Single-Entry Approach (SEnA) Rules of Procedure; and, (b) mandatory conciliation-mediation during compulsory arbitration pursuant to the 2011 NLRC Rules of Procedure, as amended, the NLRC settled a total of **34,830** labor disputes, benefitting a total of **45,182** workers with monetary benefits of **P 5,360,610,236.66**.

2017 DOUBLE-BARRELED (TWO- CYCLE) CONCILLATION-MEDIATION PROGRAM (Settled Labor Disputes)			
Regional Arbitration Branches (RABs)	No. of Settled Labor Disputes	No. of Workers Benefitted	Judgment Award
Mandatory conference under SEnA	14,944	20,912	2,092,125,383.80
Mandatory conference under the Compulsory Arbitration	19,886	24,270	3,268,484,852.86
TOTAL	34,830	45,182	5,360,610,236.66

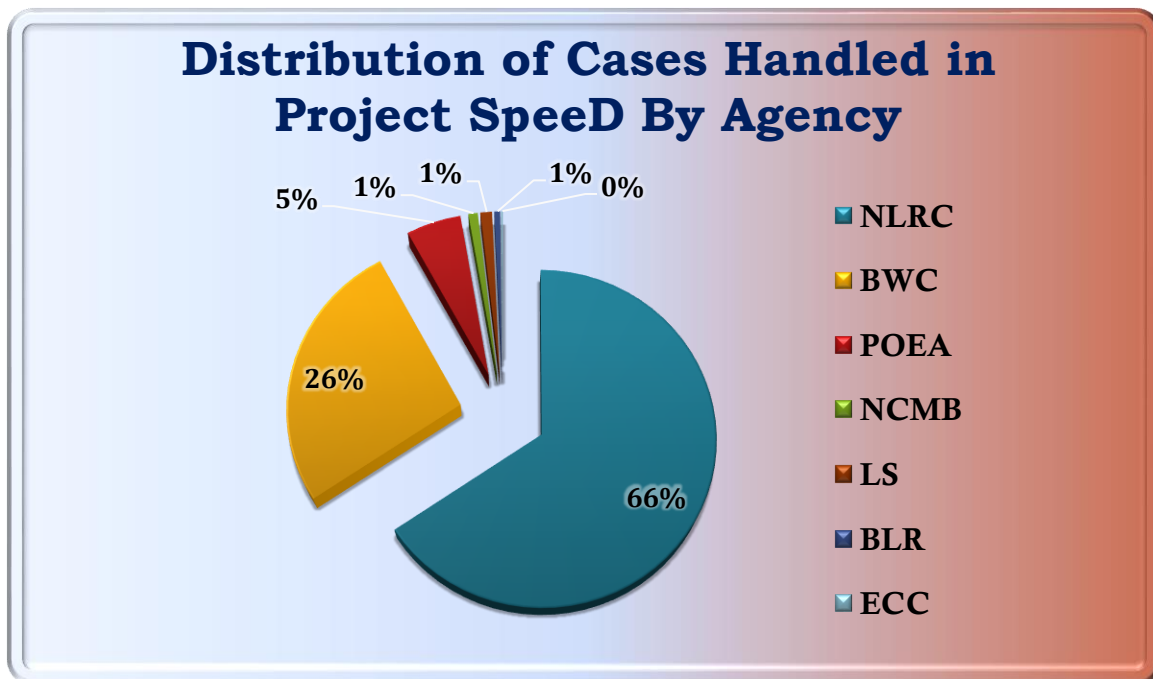
NLRC PERFORMANCE REPORT 2017

All efforts are exerted towards amicable settlement of labor disputes during the SEnA and compulsory arbitration processes. As a result, settlement efforts have been successful to a substantial degree every year. The table below presents the trend of settlement of labor disputes at the NLRC under the “Double-Barreled (Two-Cycle) Conciliation-Mediation Program”: (a) Single-Entry Approach (SEnA) settlement from 2013-2017; and (b) Compulsory Arbitration settlement share from 2013-2017.

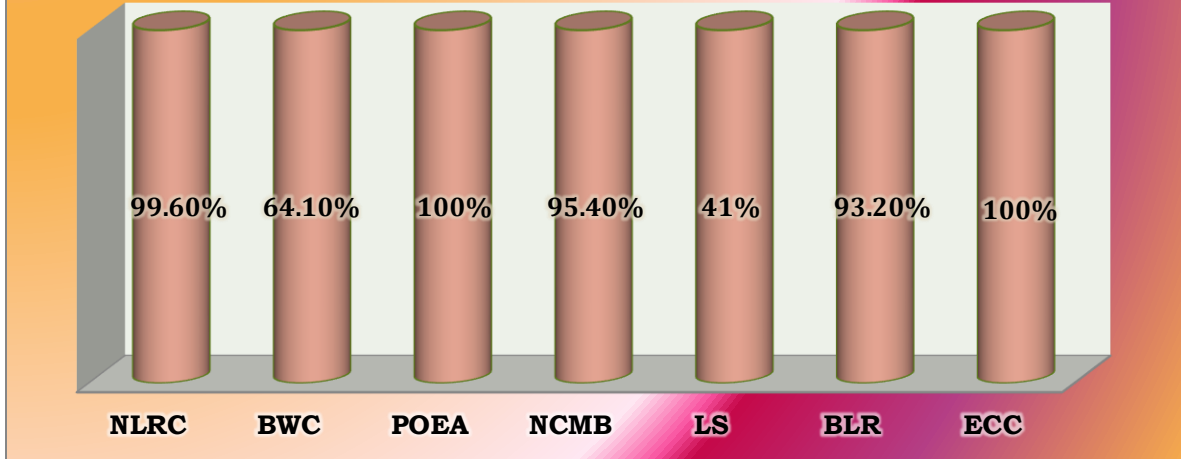


PROJECT SPEEDY AND EFFICIENT DELIVERY OF LABOR JUSTICE (SPEED)

One of the institutional reforms of the NLRC is to pursue responsive public service delivery and efficient use of resources through speedy and efficient delivery of labor justice through the Project SpeED (Speedy and Efficient Delivery of Labor Justice), which aims to reduce case backlog and to ensure that case dockets remain current (Agenda No. 6 of 22-Point Philippine Labor and Employment Agenda). The table below captures the Project SpeED accomplishments:



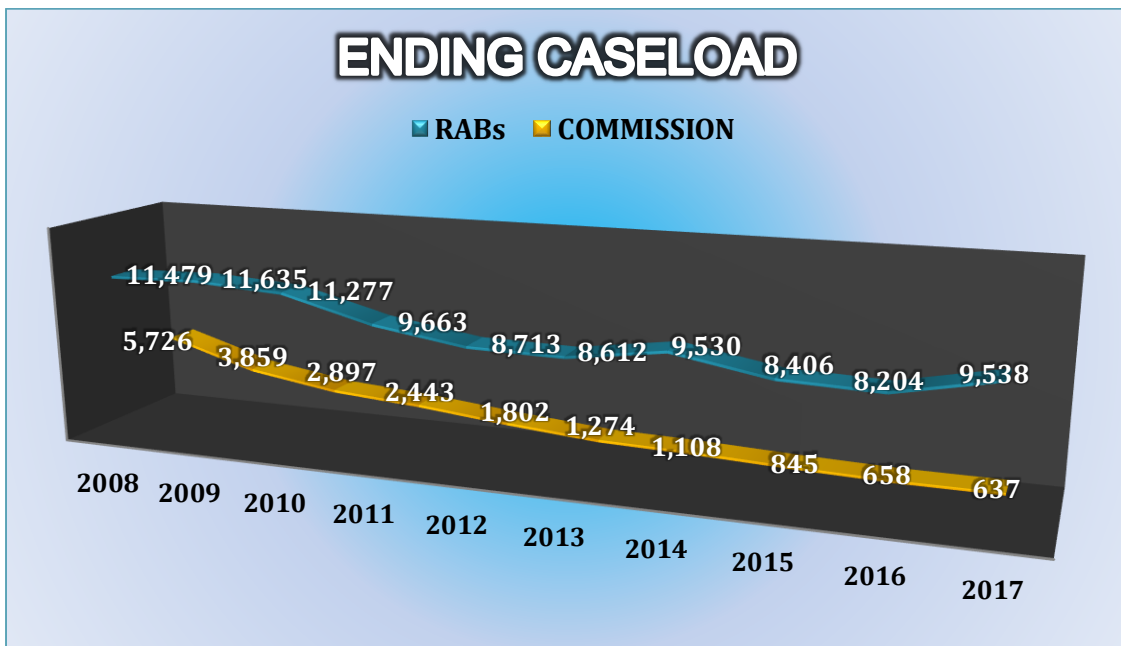
DOLE's Agencies Project SpeED's 1-6 Overall Disposition Rate



ENDING CASELOAD

At the end of 2016, the RABs and the Commission Proper had total pending of **8,204** original cases, and **658** appealed cases, respectively. By December 31, 2017, said numbers stood at **9,538** original cases, and **637** appealed cases, a decrease of **1,334** pending original cases, and **21** pending appealed cases.

The graph below shows the reduction of ending caseload every year.



NLRC PERFORMANCE REPORT 2017

The RABs beginning caseload of **8,204** has now come to an ending caseload of **9,538**, while in the Commission Proper, from **658** to **637** ending caseload. Of **9,538** remaining original cases at the RABs, **9,180** or **96%** are newly filed cases (“current cases”) or cases filed from April to December 2017 pursuant to the 9-month process cycle time. At the Commission Proper, of **637** remaining appealed cases, **629** or **99%** are newly filed cases (“current cases”) or cases filed from July to December 2017 pursuant to the 6-month process cycle time.

The table below presents the breakdown of ageing of cases:

REGIONAL ARBITRATION BRANCHES

Regional Arbitration Branches (RABs) (NCR to RAB XIII)		
AGE OF ENDING CASELOAD		
9-Month Process Cycle Time	Actual	%
1-3 months old (Oct. to Dec. 2017)	4,784	50%
4-6 months old (Jul. to Sep. 2017)	2,939	31%
7-9 months old (Apr. to Jun. 2017)	1,457	15%
10 months old & above (Mar.2017 & Earlier)	358	4%
TOTAL	9,583	100%

COMMISSION PROPER

Commission Proper (1st to 8th Divisions)		
AGE OF ENDING CASELOAD		
6-Month Process Cycle Time	Actual	%
1-3 months old (Oct. to Dec. 2017)	529	83%
4-6 months old (Jul. to Sep. 2017)	100	16%
7 months old & above (Mar.2017 & Earlier)	8	1%
TOTAL	637	100%

NLRC PERFORMANCE REPORT 2017

JUDGEMENT: LABOR AND MANAGEMENT

At the RABs, 65% of the total cases were disposed of in favor of labor (workers), while 35% in favor of management (employer). On appealed cases, the Commission Proper disposed of 67% in favor of labor, and 33% in favor of management.

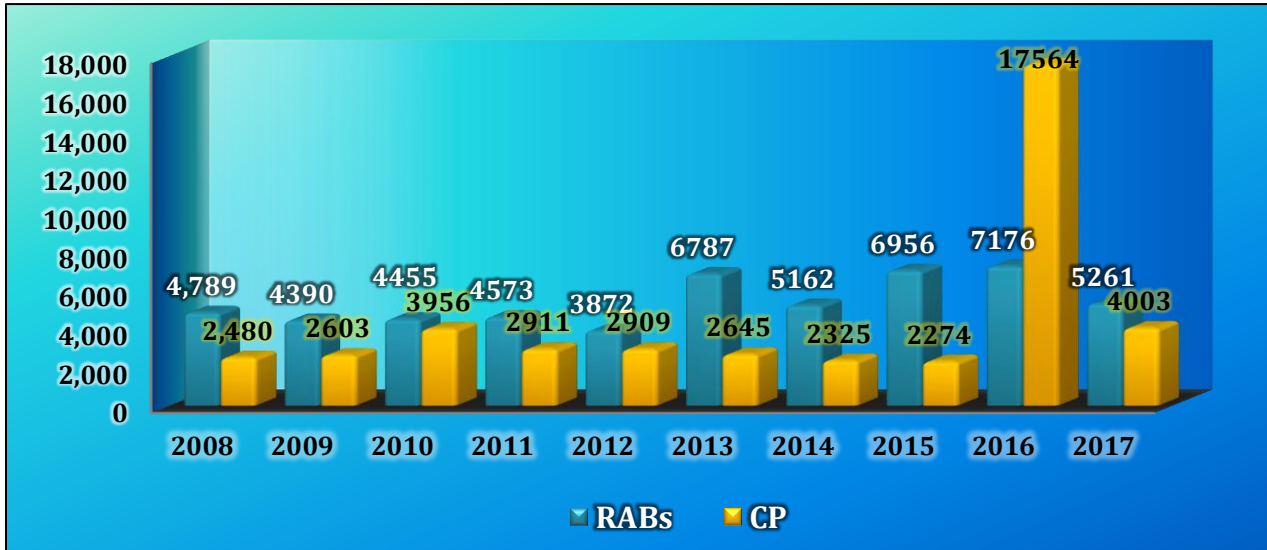
The table below presents the 11-year trend of disposition in favor labor and/or management:



NLRC PERFORMANCE REPORT 2017

JUDGMENT: MONETARY AWARDS

Amount of judgment awards at the RABs reached **P5.261B**, benefiting **38,901** workers. Of the total amount awarded and workers benefitted, **P3.268B** were awarded through settlement, benefitting **24,270** workers, and **P1.993** Billion, through cases of merit (decided), benefitting **14,631** workers. At the Commission Proper, **P4.3 B** was awarded, benefitting a total of **8,652** workers.



Of the total judgment award in 2017, the RABs on regular (local) cases awarded P920M by way of settlement and P1.384B by way of decisions on the merits.



NLRC PERFORMANCE REPORT 2017

For OFW cases, **P2.349B** was awarded through settlement and **P608.971M** through decision on the merits.

