

**STATEMENT OF APPROPRIATIONS, ALLOTMENTS, OBLIGATIONS, DISBURSEMENTS AND BALANCES**  
As at the Quarter Ending June 30, 2023

Department : Department of Labor and Employment (DOLE)  
 Agency/Entity : National Labor Relations Commission  
 Operating Unit : Central Office  
 Organization Code (UACS) : 16 004 0100000  
 Fund Cluster : 01 - Regular Agency Fund

<input checked="" type="checkbox"/>	Current Year Appropriations
<input type="checkbox"/>	Supplemental Appropriations
<input type="checkbox"/>	Continuing Appropriations

(e.g. UACS Fund Cluster: 01-Regular Agency Fund, 02-Foreign Assisted Projects Fund, 03-Special Account-Locally Funded/Domestic Grants Fund, and 04-Special Account-Foreign Assisted/Foreign Grants Fund)

Particulars	UACS CODE	Appropriations			Allotments			Current Year Obligations			Current Year Disbursements			Balances		
		Authorized Appropriations	Adjustments (Transfer To/From, Modifications/Augmentations)	Adjusted Appropriations	Allotments Received	Adjustments (Reductions, Modifications/Augmentations)	Adjusted Total Allotments	1st Quarter Ending March 31	2nd Quarter Ending June 30	Total	1st Quarter Ending March 31	2nd Quarter Ending June 30	Total	Unobligated Allotments	Unpaid Obligations(15-20)=(23+24)	
															Due and Demandable	Not Yet Due and Demandable
1	2	3	4	5=(3+4)	6	7	10=(9+(-7)-8+9)	11	12	15=(11+12+13+14)	16	17	20=(16+17+18+19)	22	23	24
I. Agency Specific Budget		1,382,999,000.00	0.00	1,382,999,000.00	1,382,999,000.00	0.00	1,382,999,000.00	349,201,384.22	357,882,068.56	707,084,352.78	345,320,823.85	360,825,828.50	706,146,752.35	875,914,847.22	837,599.33	0.00
General Administration and Support	1000000000000000	228,075,000.00	0.00	228,075,000.00	228,075,000.00	0.00	228,075,000.00	58,675,338.09	95,873,187.38	154,348,525.47	58,341,289.03	95,505,848.77	153,847,147.80	73,726,474.53	501,377.87	0.00
General Management and Supervision	100000100001000	207,258,000.00	0.00	207,258,000.00	207,258,000.00	0.00	207,258,000.00	58,631,488.29	88,248,344.81	142,860,833.10	58,287,449.23	86,082,006.20	142,379,455.43	84,375,186.90	501,377.87	0.00
PS		118,132,000.00	0.00	118,132,000.00	118,132,000.00	0.00	118,132,000.00	32,521,782.80	37,950,082.12	70,471,844.72	32,477,396.72	37,986,448.00	70,463,844.72	47,680,155.28	8,000.00	0.00
MOOE		89,124,000.00	0.00	89,124,000.00	89,124,000.00	0.00	89,124,000.00	24,109,705.69	48,289,282.69	72,408,988.38	23,820,052.51	48,095,558.20	71,915,810.71	16,715,011.62	483,377.87	0.00
Administration of Personnel Benefits	100000100002000	20,819,000.00	0.00	20,819,000.00	20,819,000.00	0.00	20,819,000.00	2,043,849.80	9,423,842.57	11,467,692.37	2,043,849.80	9,423,842.57	11,467,692.37	9,351,307.83	0.00	0.00
PS		20,819,000.00	0.00	20,819,000.00	20,819,000.00	0.00	20,819,000.00	2,043,849.80	9,423,842.57	11,467,692.37	2,043,849.80	9,423,842.57	11,467,692.37	9,351,307.83	0.00	0.00
Sub-Total, General Administration and Support		228,075,000.00	0.00	228,075,000.00	228,075,000.00	0.00	228,075,000.00	58,675,338.09	95,873,187.38	154,348,525.47	58,341,289.03	95,505,848.77	153,847,147.80	73,726,474.53	501,377.87	0.00
PS		138,951,000.00	0.00	138,951,000.00	138,951,000.00	0.00	138,951,000.00	34,565,832.40	47,373,904.69	81,939,537.09	34,521,246.52	47,410,280.57	81,931,537.09	57,011,482.91	8,000.00	0.00
MOOE		89,124,000.00	0.00	89,124,000.00	89,124,000.00	0.00	89,124,000.00	24,109,705.69	48,289,282.69	72,408,988.38	23,820,052.51	48,095,558.20	71,915,810.71	16,715,011.62	483,377.87	0.00
FinEx (if Applicable)		0.00	0.00	0.00	0.00	0.00	0.00	0.00	0.00	0.00	0.00	0.00	0.00	0.00	0.00	0.00
CO		0.00	0.00	0.00	0.00	0.00	0.00	0.00	0.00	0.00	0.00	0.00	0.00	0.00	0.00	0.00
Operations	3000000000000000	1,154,924,000.00	0.00	1,154,924,000.00	1,154,924,000.00	0.00	1,154,924,000.00	290,526,046.13	282,209,781.18	552,735,827.31	286,979,524.92	265,320,080.73	552,299,805.65	602,188,172.89	438,221.86	0.00
OO : Due process in resolving labor disputes ensured		1,154,924,000.00	0.00	1,154,924,000.00	1,154,924,000.00	0.00	1,154,924,000.00	290,526,046.13	282,209,781.18	552,735,827.31	286,979,524.92	265,320,080.73	552,299,805.65	602,188,172.89	438,221.86	0.00
LABOR ARBITRATION PROGRAM		1,154,924,000.00	0.00	1,154,924,000.00	1,154,924,000.00	0.00	1,154,924,000.00	290,526,046.13	282,209,781.18	552,735,827.31	286,979,524.92	265,320,080.73	552,299,805.65	602,188,172.89	438,221.86	0.00
Resolution of Appealed Labor Cases	310100100001000	340,573,000.00	0.00	340,573,000.00	340,573,000.00	0.00	340,573,000.00	113,914,088.49	100,774,387.90	214,688,436.39	113,674,168.48	100,763,787.60	214,837,938.39	125,884,563.61	50,500.00	0.00
PS		300,010,000.00	0.00	300,010,000.00	300,010,000.00	0.00	300,010,000.00	108,322,078.78	93,163,743.22	201,505,821.96	108,291,178.76	93,183,143.22	201,484,321.98	98,504,178.02	21,500.00	0.00
MOOE		40,563,000.00	0.00	40,563,000.00	40,563,000.00	0.00	40,563,000.00	5,591,989.73	7,590,624.68	13,182,614.41	5,582,989.73	7,570,624.68	13,153,814.41	27,380,385.59	29,000.00	0.00
Arbitration of Labor Cases	310100100002000	814,351,000.00	0.00	814,351,000.00	814,351,000.00	0.00	814,351,000.00	176,611,977.84	161,435,413.28	338,047,390.92	173,105,356.43	164,556,312.83	337,681,889.28	478,303,808.08	385,721.66	0.00
PS		737,306,000.00	0.00	737,306,000.00	737,306,000.00	0.00	737,306,000.00	157,869,479.74	144,190,935.29	301,860,415.03	154,234,727.25	147,374,628.10	301,609,355.33	435,445,564.87	251,058.88	0.00
MOOE		77,045,000.00	0.00	77,045,000.00	77,045,000.00	0.00	77,045,000.00	18,942,497.90	17,244,477.99	36,186,975.89	18,870,629.18	17,181,684.73	36,052,313.91	40,858,024.11	134,861.98	0.00
Sub-Total, Operations		1,154,924,000.00	0.00	1,154,924,000.00	1,154,924,000.00	0.00	1,154,924,000.00	290,526,046.13	282,209,781.18	552,735,827.31	286,979,524.92	265,320,080.73	552,299,805.65	602,188,172.89	438,221.86	0.00
PS		1,037,318,000.00	0.00	1,037,318,000.00	1,037,318,000.00	0.00	1,037,318,000.00	265,991,558.50	237,374,878.51	503,366,237.01	262,625,906.01	240,587,771.32	503,093,877.33	533,949,782.89	272,558.88	0.00
MOOE		117,608,000.00	0.00	117,608,000.00	117,608,000.00	0.00	117,608,000.00	24,534,487.83	24,835,102.87	49,369,590.30	24,453,818.91	24,752,309.41	49,205,928.32	88,238,408.70	163,861.88	0.00
FinEx (if Applicable)		0.00	0.00	0.00	0.00	0.00	0.00	0.00	0.00	0.00	0.00	0.00	0.00	0.00	0.00	0.00
CO		0.00	0.00	0.00	0.00	0.00	0.00	0.00	0.00	0.00	0.00	0.00	0.00	0.00	0.00	0.00

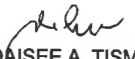
Department : Department of Labor and Employment (DOLE)  
 Agency/Entity : National Labor Relations Commission  
 Operating Unit : Central Office  
 Organization Code (UACS) : 16 004 0100000  
 Fund Cluster : 01 - Regular Agency Fund

Current Year Appropriations  
 Supplemental Appropriations  
 Continuing Appropriations

(e.g. UACS Fund Cluster: 01-Regular Agency Fund, 02-Foreign Assisted Projects Fund, 03-Special Account-Locally Funded/Domestic Grants Fund, and 04-Special Account-Foreign Assisted/Foreign Grants Fund)


Particulars	UACS CODE	Appropriations			Allotments			Current Year Obligations			Current Year Disbursements			Balances		
		Authorized Appropriations	Adjustments (Transfer To/From, Modifications/Augmentations)	Adjusted Appropriations	Allotments Received	Adjustments (Reductions, Modifications/Augmentations)	Adjusted Total Allotments	1st Quarter Ending March 31	2nd Quarter Ending June 30	Total	1st Quarter Ending March 31	2nd Quarter Ending June 30	Total	Unobligated Allotments	Unpaid Obligations(16-20)=(23+24)	
															Due and Demandable	Not Yet Due and Demandable
1	2	3	4	5=(3+4)	6	7	8=(6+(17)+8+9)	11	12	13=(11+12+13+14)	16	17	18=(16+17+18+19)	22	23	24
Sub-Total, I. Agency Specific Budget		1,382,999,000.00	0.00	1,382,999,000.00	1,382,999,000.00	0.00	1,382,999,000.00	349,201,384.22	357,882,968.56	707,084,352.78	345,320,823.95	360,825,929.50	706,146,753.45	675,914,647.22	937,599.33	0.00
PS		1,178,267,000.00	0.00	1,178,267,000.00	1,178,267,000.00	0.00	1,178,267,000.00	300,557,190.90	284,749,583.20	585,305,774.10	297,047,152.53	287,978,061.89	585,025,214.42	590,961,225.90	280,559.66	0.00
MOOE		206,732,000.00	0.00	206,732,000.00	206,732,000.00	0.00	206,732,000.00	48,644,183.32	73,134,385.36	121,778,578.68	48,273,671.42	72,847,867.61	121,121,539.03	84,953,421.32	657,039.65	0.00
FinEx (if Applicable)		0.00	0.00	0.00	0.00	0.00	0.00	0.00	0.00	0.00	0.00	0.00	0.00	0.00	0.00	0.00
CO		0.00	0.00	0.00	0.00	0.00	0.00	0.00	0.00	0.00	0.00	0.00	0.00	0.00	0.00	0.00
II. Automatic Appropriations		73,749,000.00	0.00	73,749,000.00	73,749,000.00	0.00	73,749,000.00	18,228,788.51	18,833,059.43	36,861,845.94	14,180,486.14	19,074,723.73	33,255,209.87	36,887,154.06	3,608,636.07	0.00
Specific Budgets of National Government Agencies		73,749,000.00	0.00	73,749,000.00	73,749,000.00	0.00	73,749,000.00	18,228,788.51	18,833,059.43	36,861,845.94	14,180,486.14	19,074,723.73	33,255,209.87	36,887,154.06	3,608,636.07	0.00
Retirement and Life Insurance Premiums		73,749,000.00	0.00	73,749,000.00	73,749,000.00	0.00	73,749,000.00	18,228,788.51	18,833,059.43	36,861,845.94	14,180,486.14	19,074,723.73	33,255,209.87	36,887,154.06	3,608,636.07	0.00
PS		73,749,000.00	0.00	73,749,000.00	73,749,000.00	0.00	73,749,000.00	18,228,788.51	18,833,059.43	36,861,845.94	14,180,486.14	19,074,723.73	33,255,209.87	36,887,154.06	3,608,636.07	0.00
Sub-total II. Automatic Appropriations		73,749,000.00	0.00	73,749,000.00	73,749,000.00	0.00	73,749,000.00	18,228,788.51	18,833,059.43	36,861,845.94	14,180,486.14	19,074,723.73	33,255,209.87	36,887,154.06	3,608,636.07	0.00
PS		73,749,000.00	0.00	73,749,000.00	73,749,000.00	0.00	73,749,000.00	18,228,788.51	18,833,059.43	36,861,845.94	14,180,486.14	19,074,723.73	33,255,209.87	36,887,154.06	3,608,636.07	0.00
MOOE		0.00	0.00	0.00	0.00	0.00	0.00	0.00	0.00	0.00	0.00	0.00	0.00	0.00	0.00	0.00
FinEx		0.00	0.00	0.00	0.00	0.00	0.00	0.00	0.00	0.00	0.00	0.00	0.00	0.00	0.00	0.00
CO		0.00	0.00	0.00	0.00	0.00	0.00	0.00	0.00	0.00	0.00	0.00	0.00	0.00	0.00	0.00
III. Special Purpose Fund		0.00	290,472,649.00	290,472,649.00	0.00	290,472,649.00	290,472,649.00	142,394,994.55	145,354,494.44	287,749,488.99	130,122,867.55	145,415,046.44	275,537,913.99	2,723,160.01	12,211,575.00	0.00
Pension and Gratuity Fund		0.00	290,472,649.00	290,472,649.00	0.00	290,472,649.00	290,472,649.00	142,394,994.55	145,354,494.44	287,749,488.99	130,122,867.55	145,415,046.44	275,537,913.99	2,723,160.01	12,211,575.00	0.00
PS		0.00	290,472,649.00	290,472,649.00	0.00	290,472,649.00	290,472,649.00	142,394,994.55	145,354,494.44	287,749,488.99	130,122,867.55	145,415,046.44	275,537,913.99	2,723,160.01	12,211,575.00	0.00
Sub-Total III. Special Purpose Fund		0.00	290,472,649.00	290,472,649.00	0.00	290,472,649.00	290,472,649.00	142,394,994.55	145,354,494.44	287,749,488.99	130,122,867.55	145,415,046.44	275,537,913.99	2,723,160.01	12,211,575.00	0.00
PS		0.00	290,472,649.00	290,472,649.00	0.00	290,472,649.00	290,472,649.00	142,394,994.55	145,354,494.44	287,749,488.99	130,122,867.55	145,415,046.44	275,537,913.99	2,723,160.01	12,211,575.00	0.00
MOOE		0.00	0.00	0.00	0.00	0.00	0.00	0.00	0.00	0.00	0.00	0.00	0.00	0.00	0.00	0.00
FinEx		0.00	0.00	0.00	0.00	0.00	0.00	0.00	0.00	0.00	0.00	0.00	0.00	0.00	0.00	0.00
CO		0.00	0.00	0.00	0.00	0.00	0.00	0.00	0.00	0.00	0.00	0.00	0.00	0.00	0.00	0.00
IV. Reversion of the Unobligated Allotments charged against R.A. Nos. 11465 and 11494		0.00	0.00	0.00	0.00	0.00	0.00	0.00	0.00	0.00	0.00	0.00	0.00	0.00	0.00	0.00
<b>GRAND TOTAL</b>		<b>1,466,748,000.00</b>	<b>290,472,649.00</b>	<b>1,747,220,649.00</b>	<b>1,466,748,000.00</b>	<b>290,472,649.00</b>	<b>1,747,220,649.00</b>	<b>509,826,166.28</b>	<b>521,870,622.43</b>	<b>1,031,696,687.71</b>	<b>489,624,177.84</b>	<b>625,315,999.67</b>	<b>1,014,939,877.31</b>	<b>716,524,961.29</b>	<b>16,755,810.40</b>	<b>0.00</b>
PS		1,250,016,000.00	290,472,649.00	1,540,488,649.00	1,250,016,000.00	290,472,649.00	1,540,488,649.00	461,180,971.96	448,738,137.07	909,917,109.03	441,350,506.22	452,467,832.06	893,818,338.28	630,571,539.97	16,098,770.71	0.00
MOOE		206,732,000.00	0.00	206,732,000.00	206,732,000.00	0.00	206,732,000.00	48,644,183.32	73,134,385.36	121,778,578.68	48,273,671.42	72,847,867.61	121,121,539.03	84,953,421.32	657,039.65	0.00
Recapitulation by OC:																
I. Agency Specific Budget		1,154,924,000.00	0.00	1,154,924,000.00	1,154,924,000.00	0.00	1,154,924,000.00	290,526,046.13	262,209,781.18	552,735,827.31	286,979,524.92	265,320,080.73	552,299,605.65	602,188,172.69	436,221.66	0.00
LABOR ARBITRATION PROGRAM		1,154,924,000.00	0.00	1,154,924,000.00	1,154,924,000.00	0.00	1,154,924,000.00	290,526,046.13	262,209,781.18	552,735,827.31	286,979,524.92	265,320,080.73	552,299,605.65	602,188,172.69	436,221.66	0.00

Certified Correct:

  
 DAISEE A. TISMO  
 Acting Budget Officer  
 Dat 7/20/2023

This report was generated using the Unified Reporting System on July 20, 2023 1:02 PM; Status : SUBMITTED


Certified Correct:

  
 HAROLD M. CARBO  
 Chief Admin. Officer,  
 Dat 7/20/2023

Recommending Approval By:

  
 ELVIRA F. CRUZ  
 Director II, Management & Admin. Dept.  
 Date: 7/20/2023

Approved:  
 (By authority of the Chairman)

  
 ELENITA F. CRUZ  
 Exec. Clerk of Court IV  
 Dat 7/20/2023